

# 2022-2026 Capital Improvement Plan



# City of Northfield, Minnesota

## Capital Improvement Plan

2022 thru 2026

### PROJECTS BY DEPARTMENT

Department	Project #	Priority	2022	2023	2024	2025	2026	Total
<b>City Facilities</b>								
City Hall-Training Room Furniture	F-2021-004	n/a	20,000					20,000
City Hall-LED upgrade	F-2022-001	n/a	25,000					25,000
Library-Soffits at Library	F-2022-002	n/a	25,000					25,000
Ice Arena-Design for new refrigeration system	F-2022-004	n/a	20,000					20,000
Ice Arena-Compressor #2 rebuild	F-2022-005	n/a	18,000					18,000
Street Shop-Security at street shop	F-2022-006	n/a	20,000					20,000
Pool-Replace flushometers in Pool locker rooms	F-2022-009	n/a	10,000					10,000
Street shop-trench drains	F-2022-011	n/a	55,000	55,000				110,000
Street Shop-mechanics office addition	F-2022-012	n/a	18,000					18,000
Police Department-LED lighting conversion	F-2022-015	n/a	20,000					20,000
Liquor store RTU replacement	F-2022-016	n/a	21,000					21,000
Pool- Strainer replacement	F-2022-017	n/a	10,000					10,000
Ice Arena- Office and lobby furnace	F-2023-001	n/a		10,000				10,000
City Hall-Exterior paint at City Hall	F-2023-002	n/a		30,000				30,000
Street shop-raidian heat	F-2023-003	n/a		75,000				75,000
Ice Arena -snow dump area	F-2024-001	n/a			40,000			40,000
Ice Arena- siding	F-2024-002	n/a			500,000			500,000
Ice Arena-replace arena roof	F-2024-003	n/a			250,000			250,000
Ice Arena-Refrigeration system replacement	F-2024-004	n/a			1,500,000			1,500,000
City Hall- Boiler replacement	F-2025-001	2				150,000		150,000
Pool- replaster	F-2025-002	n/a				200,000		200,000
Pool- pump replacement	F-2025-003	n/a				15,000		15,000
Library-Retaining Wall/Landscape Repair	F-2026-001	n/a					50,000	50,000
<b>City Facilities Total</b>			<b>262,000</b>	<b>170,000</b>	<b>2,290,000</b>	<b>365,000</b>	<b>50,000</b>	<b>3,137,000</b>
<b>Engineering Division</b>								
Honeylocust Dr Trail Connection to ECRT	E-2021-005	n/a	410,000					410,000
NW Area Mill and Overlay	E-2022-001	n/a	3,781,792					3,781,792
2022 Seal Coat/Crack Fill Project	E-2022-002	n/a	82,959					82,959
Sechler Road Railroad Crossing Improvement	E-2022-003	n/a	230,000					230,000
2022 Sidewalk/Trail Improvements	E-2022-004	n/a	959,800					959,800
TH 3 Traffic Signal Improvements	E-2022-005	n/a	540,000					540,000
Fifth Street Bridge Maintenance	E-2022-006	n/a	450,000					450,000
Southwest Area Reclamation	E-2023-001	n/a		1,558,329				1,558,329
2023 Mill and Overlay Project	E-2023-002	n/a		2,554,113				2,554,113
2023 Sidewalk/Trail Improvements	E-2023-003	n/a		775,108				775,108
2023 Seal Coat	E-2023-004	n/a		26,491				26,491
2024 College & Winona Street Reconstruction	E-2024-001	n/a			3,019,822			3,019,822
2024 Water Street South Reconstruction	E-2024-002	n/a			1,522,217			1,522,217
Wall Street Road Reconstruction	E-2024-003	n/a	100,000		3,026,693			3,126,693
2024 Sidewalk/Trail Improvements	E-2024-004	n/a			2,808,280			2,808,280
Jefferson Parkway Mill and Overlay	E-2024-005	n/a			2,933,145			2,933,145
2024 Seal Coat	E-2024-006	n/a			71,777			71,777
2025 Street Reclamation Project	E-2025-001	n/a				2,708,623		2,708,623
2025 Mill and Overlay Project	E-2025-002	n/a				918,138		918,138

Department	Project #	Priority	2022	2023	2024	2025	2026	Total
2025 Sidewalk/Trail Improvements Project	E-2025-003	n/a				1,090,887		1,090,887
2025 Crack Fill	E-2025-004	n/a				16,153		16,153
2026 Mill and Overlay Project	E-2026-001	n/a					1,425,828	1,425,828
Jefferson Parkway Mill and Overlay	E-2026-002	n/a					1,275,748	1,275,748
Spring Creek Road Reconstruction	E-2026-003	n/a					2,208,624	2,208,624
2026 Seal Coat	E-2026-004	n/a					79,343	79,343
<b>Engineering Division Total</b>			<b>6,554,551</b>	<b>4,914,041</b>	<b>13,381,934</b>	<b>4,733,801</b>	<b>4,989,543</b>	<b>34,573,870</b>
<b>Information Technology</b>								
Phone System Upgrade	IT-2025-001	5				50,000		50,000
<b>Information Technology Total</b>						<b>50,000</b>		<b>50,000</b>
<b>NCRC</b>								
New Pool Heaters	NCRC 2021-01	n/a	10,000					10,000
Exterior Painting	NCRC 2024-01	n/a			10,000			10,000
<b>NCRC Total</b>			<b>10,000</b>		<b>10,000</b>			<b>20,000</b>
<b>Park Division</b>								
Babcock Park Hockey Rink/Lights	P-2022-001	2	185,000					185,000
Babcock Park Softball Field	P-2022-002	2	30,000	500,000				530,000
Ames Park Master Plan	P-2022-003	n/a	30,000					30,000
<b>Park Division Total</b>			<b>245,000</b>	<b>500,000</b>				<b>745,000</b>
<b>Stormwater Division</b>								
Hills #3, Cannon & Locust Pond Dredging	SW- 2024-001	n/a			597,652			597,652
West Riverwall Floodwall Extension	SW-2021-001	n/a		2,000,000				2,000,000
Prairie Hills #1 and Hidden Valley Pond Dredging	SW-2022-001	n/a	789,610					789,610
2023 Storm Sewer Repairs	SW-2023-001	n/a	100,000	1,190,793				1,290,793
<b>Stormwater Division Total</b>			<b>889,610</b>	<b>3,190,793</b>	<b>597,652</b>			<b>4,678,055</b>
<b>Wastewater Division</b>								
BAF Blower Replacements	WW-2022-001	3	218,257	2,016,695				2,234,952
Biosolids Liquid Storage	WW-2022-002	n/a	393,493	3,635,868				4,029,361
Control System and Card Access System Upgrades	WW-2022-003	1	81,370	830,365				911,735
Influent Lift Pumps Replacement	WW-2022-004	3	48,925	711,988				760,913
HVAC Equipment Replacement	WW-2022-005	3	22,197	205,167				227,364
Rooftop Solar	WW-2023-002	3		397,838				397,838
BAF Roof Replacement	WW-2023-004	3		339,488				339,488
UV Disinfection Roof Replacement	WW-2023-005	3		37,132				37,132
Pretreatment Roof Replacement	WW-2023-006	3		371,315				371,315
Primary Clarification	WW-2023-007	3		375,559				375,559
Operations Building Roof Replacement	WW-2023-008	3		61,532				61,532
WWTP Generator Replacement	WW-2026-001	1				695,564		695,564
Preliminary Treatment	WW-2026-002	3				347,782		347,782
Process Lift Pumps	WW-2026-003	3				243,448		243,448
<b>Wastewater Division Total</b>			<b>764,242</b>	<b>8,982,947</b>		<b>1,286,794</b>		<b>11,033,983</b>
<b>Water Division</b>								
Land Acquisition for Water Tank in NW Area	W-2022-002	4	250,000					250,000
Drinking Water Treatment Plant	W-2022-003	n/a	1,000,000	32,450,000				33,450,000
Well No. 03 MCC Replacement	W-2023-002	2		200,000				200,000

Department	Project #	Priority	2022	2023	2024	2025	2026	Total
Well No. 03 Generator Replacement	W-2023-003	3		120,000				120,000
Well No. 04 Generator Replacement	W-2024-002	3			120,000			120,000
Well No. 04 MCC Replacement	W-2024-003	2			200,000			200,000
Hall Ave. Elevated Tank Painting	W-2026-002	3					1,000,000	1,000,000
<b>Water Division Total</b>			<b>1,250,000</b>	<b>32,770,000</b>	<b>320,000</b>		<b>1,000,000</b>	<b>35,340,000</b>
<b>GRAND TOTAL</b>			<b>9,975,403</b>	<b>50,527,781</b>	<b>16,599,586</b>	<b>5,148,801</b>	<b>7,326,337</b>	<b>89,577,908</b>



# City of Northfield, Minnesota

## Capital Improvement Plan

2022 thru 2026

### PROJECTS BY FUNDING SOURCE

Source	Project #	Priority	2022	2023	2024	2025	2026	Total
<b>Bonded Dollars</b>								
Honeylocust Dr Trail Connection to ECRT	E-2021-005	n/a	310,000					310,000
NW Area Mill and Overlay	E-2022-001	n/a	2,093,503					2,093,503
2022 Sidewalk/Trail Improvements	E-2022-004	n/a	687,782					687,782
Fifth Street Bridge Maintenance	E-2022-006	n/a	450,000					450,000
Southwest Area Reclamation	E-2023-001	n/a		1,072,680				1,072,680
2023 Mill and Overlay Project	E-2023-002	n/a		1,579,158				1,579,158
2023 Sidewalk/Trail Improvements	E-2023-003	n/a		578,200				578,200
2024 College & Winona Street Reconstruction	E-2024-001	n/a			1,480,204			1,480,204
2024 Water Street South Reconstruction	E-2024-002	n/a			746,152			746,152
Wall Street Road Reconstruction	E-2024-003	n/a			689,688			689,688
2024 Sidewalk/Trail Improvements	E-2024-004	n/a			996,788			996,788
Jefferson Parkway Mill and Overlay	E-2024-005	n/a			2,394,409			2,394,409
2025 Street Reclamation Project	E-2025-001	n/a				1,860,040		1,860,040
2025 Mill and Overlay Project	E-2025-002	n/a				628,508		628,508
2025 Sidewalk/Trail Improvements Project	E-2025-003	n/a				818,608		818,608
2026 Mill and Overlay Project	E-2026-001	n/a					608,938	608,938
Jefferson Parkway Mill and Overlay	E-2026-002	n/a					628,522	628,522
Ice Arena- siding	F-2024-002	n/a			500,000			500,000
Ice Arena-replace arena roof	F-2024-003	n/a			250,000			250,000
Ice Arena-Refrigeration system replacement	F-2024-004	n/a			1,500,000			1,500,000
Babcock Park Softball Field	P-2022-002	2		500,000				500,000
<b>Bonded Dollars Total</b>			<b>3,541,285</b>	<b>3,730,038</b>	<b>8,557,241</b>	<b>3,307,156</b>	<b>1,237,460</b>	<b>20,373,180</b>
<b>Capital Reserve Fund</b>								
Sechler Road Railroad Crossing Improvement	E-2022-003	n/a	23,000					23,000
TH 3 Traffic Signal Improvements	E-2022-005	n/a	250,000					250,000
City Hall-LED upgrade	F-2022-001	n/a	25,000					25,000
Pool-Replace flushometers in Pool locker rooms	F-2022-009	n/a	10,000					10,000
Street shop-trench drains	F-2022-011	n/a	55,000	55,000				110,000
Police Department-LED lighting conversion	F-2022-015	n/a	20,000					20,000
Pool- Strainer replacement	F-2022-017	n/a	10,000					10,000
City Hall- Boiler replacement	F-2025-001	2				150,000		150,000
Pool- replaster	F-2025-002	n/a				200,000		200,000
Babcock Park Hockey Rink/Lights	P-2022-001	2	185,000					185,000
<b>Capital Reserve Fund Total</b>			<b>578,000</b>	<b>55,000</b>		<b>350,000</b>		<b>983,000</b>
<b>City Facilities Fund</b>								
City Hall-Training Room Furniture	F-2021-004	n/a	20,000					20,000
Library-Soffits at Library	F-2022-002	n/a	25,000					25,000
Ice Arena-Design for new refrigeration system	F-2022-004	n/a	20,000					20,000
Ice Arena-Compressor #2 rebuild	F-2022-005	n/a	18,000					18,000
Street Shop-Security at street shop	F-2022-006	n/a	20,000					20,000

Source	Project #	Priority	2022	2023	2024	2025	2026	Total
Street Shop-mechanics office addition	F-2022-012	n/a	18,000					18,000
Ice Arena- Office and lobby furnace	F-2023-001	n/a		10,000				10,000
City Hall-Exterior paint at City Hall	F-2023-002	n/a		30,000				30,000
Street shop-raidian heat	F-2023-003	n/a		75,000				75,000
Ice Arena -snow dump area	F-2024-001	n/a			40,000			40,000
Pool- pump replacement	F-2025-003	n/a				15,000		15,000
Library-Retaining Wall/Landscape Repair	F-2026-001	n/a					50,000	50,000

#### City Facilities Fund Total

121,000	115,000	40,000	15,000	50,000	341,000
---------	---------	--------	--------	--------	---------

#### Franchise Fees

NW Area Mill and Overlay	E-2022-001	n/a	827,982					827,982
2022 Sidewalk/Trail Improvements	E-2022-004	n/a	272,018					272,018
Southwest Area Reclamation	E-2023-001	n/a		365,305				365,305
2023 Mill and Overlay Project	E-2023-002	n/a		537,787				537,787
2023 Sidewalk/Trail Improvements	E-2023-003	n/a		196,908				196,908
2024 College & Winona Street Reconstruction	E-2024-001	n/a			258,152			258,152
2024 Water Street South Reconstruction	E-2024-002	n/a			130,131			130,131
Wall Street Road Reconstruction	E-2024-003	n/a			120,283			120,283
2024 Sidewalk/Trail Improvements	E-2024-004	n/a			173,842			173,842
Jefferson Parkway Mill and Overlay	E-2024-005	n/a			417,591			417,591
2025 Street Reclamation Project	E-2025-001	n/a				618,672		618,672
2025 Mill and Overlay Project	E-2025-002	n/a				209,050		209,050
2025 Sidewalk/Trail Improvements Project	E-2025-003	n/a				272,279		272,279
2026 Mill and Overlay Project	E-2026-001	n/a					541,295	541,295
Jefferson Parkway Mill and Overlay	E-2026-002	n/a					558,705	558,705

#### Franchise Fees Total

1,100,000	1,100,000	1,099,999	1,100,001	1,100,000	5,500,000
-----------	-----------	-----------	-----------	-----------	-----------

#### Grant

TH 3 Traffic Signal Improvements	E-2022-005	n/a	290,000					290,000
2024 Sidewalk/Trail Improvements	E-2024-004	n/a			1,637,650			1,637,650

#### Grant Total

290,000		1,637,650		1,927,650
---------	--	-----------	--	-----------

#### Liquor

Liquor store RTU replacement	F-2022-016	n/a	21,000					21,000
------------------------------	------------	-----	--------	--	--	--	--	--------

#### Liquor Total

21,000				21,000
--------	--	--	--	--------

#### MSA

2022 Seal Coat/Crack Fill Project	E-2022-002	n/a	82,959					82,959
2023 Seal Coat	E-2023-004	n/a		26,491				26,491
2024 Seal Coat	E-2024-006	n/a			71,777			71,777
2025 Crack Fill	E-2025-004	n/a				16,153		16,153
Spring Creek Road Reconstruction	E-2026-003	n/a					1,010,064	1,010,064
2026 Seal Coat	E-2026-004	n/a					79,343	79,343

#### MSA Total

82,959	26,491	71,777	16,153	1,089,407	1,286,787
--------	--------	--------	--------	-----------	-----------

#### NCRC Fund

New Pool Heaters	NCRC 2021-01	n/a	10,000					10,000
Exterior Painting	NCRC 2024-01	n/a			10,000			10,000

Source	Project #	Priority	2022	2023	2024	2025	2026	Total
<b>NCRC Fund Total</b>			<b>10,000</b>		<b>10,000</b>			<b>20,000</b>
<b>Other</b>								
Sechler Road Railroad Crossing Improvement	E-2022-003	n/a	207,000					207,000
<b>Other Total</b>			<b>207,000</b>					<b>207,000</b>
<b>Park Fund</b>								
Babcock Park Softball Field	P-2022-002	2	30,000					30,000
Ames Park Master Plan	P-2022-003	n/a	30,000					30,000
<b>Park Fund Total</b>			<b>60,000</b>					<b>60,000</b>
<b>Rice County</b>								
Wall Street Road Reconstruction	E-2024-003	n/a			989,963			989,963
<b>Rice County Total</b>					<b>989,963</b>			<b>989,963</b>
<b>Stormwater Fund</b>								
Honeylocust Dr Trail Connection to ECRT	E-2021-005	n/a	100,000					100,000
NW Area Mill and Overlay	E-2022-001	n/a	170,669					170,669
Southwest Area Reclamation	E-2023-001	n/a		46,939				46,939
2023 Mill and Overlay Project	E-2023-002	n/a		133,192				133,192
2024 College & Winona Street Reconstruction	E-2024-001	n/a			338,224			338,224
2024 Water Street South Reconstruction	E-2024-002	n/a			170,485			170,485
Wall Street Road Reconstruction	E-2024-003	n/a			350,178			350,178
Jefferson Parkway Mill and Overlay	E-2024-005	n/a			66,630			66,630
2025 Street Reclamation Project	E-2025-001	n/a				126,451		126,451
2025 Mill and Overlay Project	E-2025-002	n/a				44,319		44,319
2026 Mill and Overlay Project	E-2026-001	n/a					60,827	60,827
Jefferson Parkway Mill and Overlay	E-2026-002	n/a					48,687	48,687
Spring Creek Road Reconstruction	E-2026-003	n/a					480,312	480,312
Hills #3, Cannon & Locust Pond Dredging	SW- 2024-001	n/a			597,652			597,652
West Riverwall Floodwall Extension	SW-2021-001	n/a		2,000,000				2,000,000
Prairie Hills #1 and Hidden Valley Pond Dredging	SW-2022-001	n/a	789,610					789,610
2023 Storm Sewer Repairs	SW-2023-001	n/a	100,000	1,190,793				1,290,793
<b>Stormwater Fund Total</b>			<b>1,160,279</b>	<b>3,370,924</b>	<b>1,523,169</b>	<b>170,770</b>	<b>589,826</b>	<b>6,814,968</b>
<b>Waste Water Fund</b>								
NW Area Mill and Overlay	E-2022-001	n/a	77,577					77,577
Southwest Area Reclamation	E-2023-001	n/a		21,336				21,336
2023 Mill and Overlay Project	E-2023-002	n/a		60,542				60,542
2024 College & Winona Street Reconstruction	E-2024-001	n/a			317,410			317,410
2024 Water Street South Reconstruction	E-2024-002	n/a			159,993			159,993
Wall Street Road Reconstruction	E-2024-003	n/a			328,629			328,629
Jefferson Parkway Mill and Overlay	E-2024-005	n/a			30,286			30,286
2025 Street Reclamation Project	E-2025-001	n/a				57,478		57,478
2025 Mill and Overlay Project	E-2025-002	n/a				20,145		20,145
2026 Mill and Overlay Project	E-2026-001	n/a					27,649	27,649
Jefferson Parkway Mill and Overlay	E-2026-002	n/a					22,130	22,130
Spring Creek Road Reconstruction	E-2026-003	n/a					262,800	262,800

Source	Project #	Priority	2022	2023	2024	2025	2026	Total
BAF Blower Replacements	WW-2022-001	3	218,257	2,016,695				2,234,952
Biosolids Liquid Storage	WW-2022-002	n/a	393,493	3,635,868				4,029,361
Control System and Card Access System Upgrades	WW-2022-003	1	81,370	830,365				911,735
Influent Lift Pumps Replacement	WW-2022-004	3	48,925	711,988				760,913
HVAC Equipment Replacement	WW-2022-005	3	22,197	205,167				227,364
Rooftop Solar	WW-2023-002	3		397,838				397,838
BAF Roof Replacement	WW-2023-004	3		339,488				339,488
UV Disinfection Roof Replacement	WW-2023-005	3		37,132				37,132
Pretreatment Roof Replacement	WW-2023-006	3		371,315				371,315
Primary Clarification	WW-2023-007	3		375,559				375,559
Operations Building Roof Replacement	WW-2023-008	3		61,532				61,532
WWTP Generator Replacement	WW-2026-001	1					695,564	695,564
Preliminary Treatment	WW-2026-002	3					347,782	347,782
Process Lift Pumps	WW-2026-003	3					243,448	243,448
<b>Waste Water Fund Total</b>			<b>841,819</b>	<b>9,064,825</b>	<b>836,318</b>	<b>77,623</b>	<b>1,599,373</b>	<b>12,419,958</b>
<b>Water Fund</b>								
NW Area Mill and Overlay	E-2022-001	n/a	612,061					612,061
Southwest Area Reclamation	E-2023-001	n/a		52,069				52,069
2023 Mill and Overlay Project	E-2023-002	n/a		243,434				243,434
2024 College & Winona Street Reconstruction	E-2024-001	n/a			625,832			625,832
2024 Water Street South Reconstruction	E-2024-002	n/a			315,456			315,456
Wall Street Road Reconstruction	E-2024-003	n/a			647,952			647,952
Jefferson Parkway Mill and Overlay	E-2024-005	n/a			24,229			24,229
2025 Street Reclamation Project	E-2025-001	n/a				45,982		45,982
2025 Mill and Overlay Project	E-2025-002	n/a				16,116		16,116
2026 Mill and Overlay Project	E-2026-001	n/a					187,119	187,119
Jefferson Parkway Mill and Overlay	E-2026-002	n/a					17,704	17,704
Spring Creek Road Reconstruction	E-2026-003	n/a					455,448	455,448
Land Acquisition for Water Tank in NW Area	W-2022-002	4	250,000					250,000
Drinking Water Treatment Plant	W-2022-003	n/a	1,000,000	32,450,000				33,450,000
Well No. 03 MCC Replacement	W-2023-002	2		200,000				200,000
Well No. 03 Generator Replacement	W-2023-003	3		120,000				120,000
Well No. 04 Generator Replacement	W-2024-002	3			120,000			120,000
Well No. 04 MCC Replacement	W-2024-003	2			200,000			200,000
Hall Ave. Elevated Tank Painting	W-2026-002	3					1,000,000	1,000,000
<b>Water Fund Total</b>			<b>1,862,061</b>	<b>33,065,503</b>	<b>1,933,469</b>	<b>62,098</b>	<b>1,660,271</b>	<b>38,583,402</b>
<b>GRAND TOTAL</b>			<b>9,875,403</b>	<b>50,527,781</b>	<b>16,699,586</b>	<b>5,098,801</b>	<b>7,326,337</b>	<b>89,527,908</b>

# Capital Improvement Plan

## City of Northfield, Minnesota

2022 *thru* 2026

**Department** City Facilities

**Contact**

**Type** Equipment

**Useful Life** 10 years

**Category** Capital Improvement Plan (CI

**Priority** n/a

<b>Project #</b>	<b>F-2021-004</b>
<b>Project Name</b>	<b>City Hall-Training Room Furniture</b>

<b>Description</b>	<b>Total Project Cost: \$20,000</b>
Repalce the tables and chairs in the City Hall training room. Furtiure is old and worn out. New furnitature will allow for easier room setup.	

<b>Justification</b>

Expenditures	2022	2023	2024	2025	2026	Total
Equip/Vehicles/Furnishings	20,000					20,000
<b>Total</b>	<b>20,000</b>					<b>20,000</b>

Funding Sources	2022	2023	2024	2025	2026	Total
City Facilities Fund	20,000					20,000
<b>Total</b>	<b>20,000</b>					<b>20,000</b>

# Capital Improvement Plan

## City of Northfield, Minnesota

2022 *thru* 2026

**Department** City Facilities

**Contact**

**Type** Unassigned

**Useful Life**

**Category** Capital Improvement Plan (CI

**Priority** n/a

<b>Project #</b>	<b>F-2022-001</b>
<b>Project Name</b>	<b>City Hall-LED upgrade</b>

<b>Description</b>	<b>Total Project Cost: \$25,000</b>
Replace all lighting at City Hall with LED retrofit.	

<b>Justification</b>
Project called out in the Xcel turn key audit

Expenditures	2022	2023	2024	2025	2026	Total
Construction/Maintenance	25,000					25,000
<b>Total</b>	<b>25,000</b>					<b>25,000</b>

Funding Sources	2022	2023	2024	2025	2026	Total
Capital Reserve Fund	25,000					25,000
<b>Total</b>	<b>25,000</b>					<b>25,000</b>



# Capital Improvement Plan

## City of Northfield, Minnesota

2022 *thru* 2026

**Department** City Facilities

**Contact**

**Type** Maintenance

**Useful Life**

**Category** Capital Improvement Plan (CI

**Priority** n/a

<b>Project #</b>	<b>F-2022-002</b>
<b>Project Name</b>	<b>Library-Soffits at Library</b>

<b>Description</b>	<b>Total Project Cost: \$25,000</b>

<b>Justification</b>
Current soffits are deteriorating and need replacement

Expenditures	2022	2023	2024	2025	2026	Total
Construction/Maintenance	25,000					25,000
<b>Total</b>	<b>25,000</b>					<b>25,000</b>

Funding Sources	2022	2023	2024	2025	2026	Total
City Facilities Fund	25,000					25,000
<b>Total</b>	<b>25,000</b>					<b>25,000</b>



# Capital Improvement Plan

## City of Northfield, Minnesota

2022 *thru* 2026

**Department** City Facilities

**Contact**

**Type** Study

**Useful Life**

**Category** Capital Improvement Plan (CI)

**Priority** n/a

<b>Project #</b>	<b>F-2022-004</b>
<b>Project Name</b>	<b>Ice Arena-Design for new refrigeration system</b>

<b>Description</b>	<b>Total Project Cost: \$20,000</b>
Design for new refrigeration plant at ice arena.	

<b>Justification</b>
The current system is using an obsolete refrigerant and needs to be replaced.

Expenditures	2022	2023	2024	2025	2026	Total
Planning/Design	20,000					20,000
<b>Total</b>	<b>20,000</b>					<b>20,000</b>

Funding Sources	2022	2023	2024	2025	2026	Total
City Facilities Fund	20,000					20,000
<b>Total</b>	<b>20,000</b>					<b>20,000</b>



# Capital Improvement Plan

## City of Northfield, Minnesota

2022 *thru* 2026

**Department** City Facilities

**Contact**

**Type** Equipment

**Useful Life**

**Category** Capital Improvement Plan (CI

**Priority** n/a

<b>Project #</b>	F-2022-005
<b>Project Name</b>	Ice Arena-Compressor #2 rebuild

<b>Description</b>	<b>Total Project Cost:</b> \$18,000
Rebuild Compressor #2	

<b>Justification</b>
compressor #2 is due for a complete rebuild in order to maximaze useful operation

Expenditures	2022	2023	2024	2025	2026	Total
Equip/Vehicles/Furnishings	18,000					18,000
<b>Total</b>	<b>18,000</b>					<b>18,000</b>

Funding Sources	2022	2023	2024	2025	2026	Total
City Facilities Fund	18,000					18,000
<b>Total</b>	<b>18,000</b>					<b>18,000</b>



# Capital Improvement Plan

## City of Northfield, Minnesota

2022 *thru* 2026

**Department** City Facilities

**Contact**

**Type** Unassigned

**Useful Life**

**Category** Capital Improvement Plan (CI

**Priority** n/a

<b>Project #</b>	<b>F-2022-006</b>
<b>Project Name</b>	<b>Street Shop-Security at street shop</b>

<b>Description</b>	<b>Total Project Cost: \$20,000</b>
Doors and locks to improve security at the street shop.	

<b>Justification</b>
Very little security exists at the street shop. Project would add doors and electronic locks

Expenditures	2022	2023	2024	2025	2026	Total
Construction/Maintenance	20,000					20,000
<b>Total</b>	<b>20,000</b>					<b>20,000</b>

Funding Sources	2022	2023	2024	2025	2026	Total
City Facilities Fund	20,000					20,000
<b>Total</b>	<b>20,000</b>					<b>20,000</b>

# Capital Improvement Plan

## City of Northfield, Minnesota

2022 *thru* 2026

**Department** City Facilities

**Contact**

**Type** Equipment

**Useful Life**

**Category** Capital Improvement Plan (CI

**Priority** n/a

**Project #** F-2022-009

**Project Name** Pool-Replace flushometers in Pool locker rooms

**Total Project Cost:** \$10,000

### Description

Replace automatic flush valves at the pool

### Justification

The current valves are original and have gone through several freeze and thaw cycles. They are becoming unreliable and require a lot of annual maintenance.

Expenditures	2022	2023	2024	2025	2026	Total
Equip/Vehicles/Furnishings	10,000					10,000
<b>Total</b>	<b>10,000</b>					<b>10,000</b>

Funding Sources	2022	2023	2024	2025	2026	Total
Capital Reserve Fund	10,000					10,000
<b>Total</b>	<b>10,000</b>					<b>10,000</b>



# Capital Improvement Plan

## City of Northfield, Minnesota

2022 *thru* 2026

**Department** City Facilities

**Contact**

**Type** Improvement

**Useful Life**

**Category** Capital Improvement Plan (CI)

**Priority** n/a


<b>Project #</b>	<b>F-2022-011</b>
<b>Project Name</b>	<b>Street shop-trench drains</b>

<b>Description</b>	<b>Total Project Cost: \$110,000</b>
Replace the exhistng trench drains at street shop	

<b>Justification</b>
The current drains are too small and are prone to clogging and flooding

Expenditures	2022	2023	2024	2025	2026	Total
Construction/Maintenance	55,000	55,000				110,000
<b>Total</b>	<b>55,000</b>	<b>55,000</b>				<b>110,000</b>

Funding Sources	2022	2023	2024	2025	2026	Total
Capital Reserve Fund	55,000	55,000				110,000
<b>Total</b>	<b>55,000</b>	<b>55,000</b>				<b>110,000</b>



# Capital Improvement Plan

## City of Northfield, Minnesota

2022 *thru* 2026

**Department** City Facilities

**Contact**

**Type** Improvement

**Useful Life**

**Category** Capital Improvement Plan (CI)

**Priority** n/a

**Project #** F-2022-012

**Project Name** Street Shop-mechanics office addition

**Total Project Cost:** \$18,000

### Description

build office for city mechanic

### Justification

City mechanic does not currently have an office space that is clean and fully climate controlled.

Expenditures	2022	2023	2024	2025	2026	Total
Construction/Maintenance	18,000					18,000
<b>Total</b>	<b>18,000</b>					<b>18,000</b>

Funding Sources	2022	2023	2024	2025	2026	Total
City Facilities Fund	18,000					18,000
<b>Total</b>	<b>18,000</b>					<b>18,000</b>



# Capital Improvement Plan

## City of Northfield, Minnesota

2022 *thru* 2026

**Department** City Facilities

**Contact**

**Type** Improvement

**Useful Life**

**Category** Capital Improvement Plan (CI)

**Priority** n/a

<b>Project #</b>	<b>F-2022-015</b>
<b>Project Name</b>	<b>Police Department-LED lighting conversion</b>

<b>Description</b>	<b>Total Project Cost: \$20,000</b>
Replace flourescent lighting with LED lighting	

<b>Justification</b>
LED lighting was called out in the Xcel energy turn key audit as a energy saving measure

Expenditures	2022	2023	2024	2025	2026	Total
Construction/Maintenance	20,000					20,000
<b>Total</b>	<b>20,000</b>					<b>20,000</b>

Funding Sources	2022	2023	2024	2025	2026	Total
Capital Reserve Fund	20,000					20,000
<b>Total</b>	<b>20,000</b>					<b>20,000</b>



Capital Improvement Plan  
City of Northfield, Minnesota

2022 *thru* 2026

Department City Facilities

Contact

Type Equipment

Useful Life

Category Capital Improvement Plan (CI

Priority n/a

Project #	F-2022-016
Project Name	Liquor store RTU replacement

Description	Total Project Cost: \$21,000
Justification	

Expenditures	2022	2023	2024	2025	2026	Total
Equip/Vehicles/Furnishings	21,000					21,000
<b>Total</b>	<b>21,000</b>					<b>21,000</b>

Funding Sources	2022	2023	2024	2025	2026	Total
Liquor	21,000					21,000
<b>Total</b>	<b>21,000</b>					<b>21,000</b>



# Capital Improvement Plan

## City of Northfield, Minnesota

2022 *thru* 2026

**Department** City Facilities

**Contact**

**Type** Equipment

**Useful Life**

**Category** Capital Improvement Plan (CI

**Priority** n/a

<b>Project #</b>	<b>F-2022-017</b>
<b>Project Name</b>	<b>Pool- Strainer replacement</b>

<b>Description</b>	<b>Total Project Cost: \$10,000</b>
Replace the main strainer for the pool.	

<b>Justification</b>
The strainer is a original to the pools construction and parts are no longer available. The strainer is the first line of filtration for the pool and prevents large debris from damaging the pumping equipment and filters.

Expenditures	2022	2023	2024	2025	2026	Total
Equip/Vehicles/Furnishings	10,000					10,000
<b>Total</b>	<b>10,000</b>					<b>10,000</b>

Funding Sources	2022	2023	2024	2025	2026	Total
Capital Reserve Fund	10,000					10,000
<b>Total</b>	<b>10,000</b>					<b>10,000</b>



# Capital Improvement Plan

## City of Northfield, Minnesota

2022 *thru* 2026

**Department** City Facilities

**Contact**

**Type** Equipment

**Useful Life**

**Category** Capital Improvement Plan (CI

**Priority** n/a

**Project #** F-2023-001

**Project Name** Ice Arena- Office and lobby furnace

**Total Project Cost:** \$10,000

### Description

Replace the furnace that services the lobby, office and bathrooms at the ice arena

### Justification

The current unit is beyond its current useful life and repairs are becoming frequent.

Expenditures	2022	2023	2024	2025	2026	Total
Equip/Vehicles/Furnishings		10,000				10,000
<b>Total</b>		<b>10,000</b>				<b>10,000</b>

Funding Sources	2022	2023	2024	2025	2026	Total
City Facilities Fund		10,000				10,000
<b>Total</b>		<b>10,000</b>				<b>10,000</b>



# Capital Improvement Plan

## City of Northfield, Minnesota

2022 *thru* 2026

**Department** City Facilities

**Contact**

**Type** Unassigned

**Useful Life**

**Category** Capital Improvement Plan (CI

**Priority** n/a

<b>Project #</b>	<b>F-2023-002</b>
<b>Project Name</b>	<b>City Hall-Exterior paint at City Hall</b>

<b>Description</b>	<b>Total Project Cost: \$30,000</b>

<b>Justification</b>
Old paint is fading and peeling

Expenditures	2022	2023	2024	2025	2026	Total
Construction/Maintenance		30,000				30,000
<b>Total</b>		<b>30,000</b>				<b>30,000</b>

Funding Sources	2022	2023	2024	2025	2026	Total
City Facilities Fund		30,000				30,000
<b>Total</b>		<b>30,000</b>				<b>30,000</b>



# Capital Improvement Plan

## City of Northfield, Minnesota

2022 *thru* 2026

**Department** City Facilities

**Contact**

**Type** Unassigned

**Useful Life**

**Category** Capital Improvement Plan (CI

**Priority** n/a

**Project #** F-2023-003

**Project Name** Street shop-raidian heat

**Total Project Cost:** \$75,000

### Description


Replace current radiant tube heaters at street shop

### Justification

The current radianat tube heaters are past their useful life and parts are increasingly difficult to find.

Expenditures	2022	2023	2024	2025	2026	Total
Construction/Maintenance		75,000				75,000
<b>Total</b>		<b>75,000</b>				<b>75,000</b>

Funding Sources	2022	2023	2024	2025	2026	Total
City Facilities Fund		75,000				75,000
<b>Total</b>		<b>75,000</b>				<b>75,000</b>



# Capital Improvement Plan

## City of Northfield, Minnesota

2022 *thru* 2026

**Department** City Facilities

**Contact**

**Type** Unassigned

**Useful Life**

**Category** Capital Improvement Plan (CI

**Priority** n/a

<b>Project #</b>	<b>F-2024-001</b>
<b>Project Name</b>	<b>Ice Arena -snow dump area</b>

<b>Description</b>	<b>Total Project Cost: \$40,000</b>
Replace retaining walls in snow dump area	

<b>Justification</b>
The current retaining walls are deteriorating and need to be replaced before they fail.

Expenditures	2022	2023	2024	2025	2026	Total
Construction/Maintenance			40,000			40,000
<b>Total</b>			<b>40,000</b>			<b>40,000</b>

Funding Sources	2022	2023	2024	2025	2026	Total
City Facilities Fund			40,000			40,000
<b>Total</b>			<b>40,000</b>			<b>40,000</b>



# Capital Improvement Plan

## City of Northfield, Minnesota

2022 *thru* 2026

Department City Facilities

Contact

Type Unassigned

Useful Life

Category Capital Improvement Plan (CI

Priority n/a

Project # F-2024-002

Project Name Ice Arena- siding

Total Project Cost: \$500,000

### Description

Replace damanged siding on Ice arena

### Justification

The metal siding is damaged and is not repairable and needs to be replaced

Expenditures	2022	2023	2024	2025	2026	Total
Construction/Maintenance			500,000			500,000
<b>Total</b>			<b>500,000</b>			<b>500,000</b>

Funding Sources	2022	2023	2024	2025	2026	Total
Bonded Dollars			500,000			500,000
<b>Total</b>			<b>500,000</b>			<b>500,000</b>





# Capital Improvement Plan

## City of Northfield, Minnesota

2022 *thru* 2026

Department City Facilities

Contact

Type Facility

Useful Life

Category Capital Improvement Plan (CI

Priority n/a

Project # F-2024-003

Project Name Ice Arena-replace arena roof

Total Project Cost: \$250,000

### Description

Replace arena roof

### Justification

Arena roof has several leaks and is at its useful life has passed its useful olife

Expenditures	2022	2023	2024	2025	2026	Total
Construction/Maintenance			250,000			250,000
<b>Total</b>			<b>250,000</b>			<b>250,000</b>

Funding Sources	2022	2023	2024	2025	2026	Total
Bonded Dollars			250,000			250,000
<b>Total</b>			<b>250,000</b>			<b>250,000</b>



# Capital Improvement Plan

## City of Northfield, Minnesota

2022 *thru* 2026

Department City Facilities

Contact

Type Unassigned

Useful Life

Category Capital Improvement Plan (CI

Priority n/a

Project # F-2024-004

Project Name Ice Arena-Refrigeration system replacement

Total Project Cost: \$1,500,000

### Description

Replace refrigeration system at Ice Arena

### Justification

The equipment is approaching the end of its useful life and is using an obsolete refrigerant.

Expenditures	2022	2023	2024	2025	2026	Total
Construction/Maintenance			1,500,000			1,500,000
<b>Total</b>			<b>1,500,000</b>			<b>1,500,000</b>

Funding Sources	2022	2023	2024	2025	2026	Total
Bonded Dollars			1,500,000			1,500,000
<b>Total</b>			<b>1,500,000</b>			<b>1,500,000</b>



# Capital Improvement Plan

## City of Northfield, Minnesota

2022 *thru* 2026

**Department** City Facilities

**Contact**

**Project #** F-2025-001

**Project Name** City Hall- Boiler replacement

**Type** Improvement

**Useful Life** 20 years

**Category** Capital Improvement Plan (CI)

**Priority** 2 Very Important

### Description

**Total Project Cost:** \$150,000

Remove and replace steam boiler with high efficiency condensing boiler. The boiler has reached its life expectancy and needs to be replaced.

### Justification

Expenditures	2022	2023	2024	2025	2026	Total
Construction/Maintenance				150,000		150,000
<b>Total</b>				<b>150,000</b>		<b>150,000</b>

Funding Sources	2022	2023	2024	2025	2026	Total
Capital Reserve Fund				150,000		150,000
<b>Total</b>				<b>150,000</b>		<b>150,000</b>





# Capital Improvement Plan

## City of Northfield, Minnesota

2022 *thru* 2026

**Department** City Facilities

**Contact**

**Type** Maintenance

**Useful Life**

**Category** Capital Improvement Plan (CI

**Priority** n/a

**Project #** F-2025-002

**Project Name** Pool- replaster

**Total Project Cost:** \$200,000

### Description

Replaster the Main pool and tot pool.

### Justification

The current plaster is cracking and leaking and is stained and faded. The tile beds are eroding and tiles are becoming loose. The cracking plaster and loose tiles present locations to injure a swimmer.

Expenditures	2022	2023	2024	2025	2026	Total
Construction/Maintenance				200,000		200,000
<b>Total</b>				<b>200,000</b>		<b>200,000</b>

Funding Sources	2022	2023	2024	2025	2026	Total
Capital Reserve Fund				200,000		200,000
<b>Total</b>				<b>200,000</b>		<b>200,000</b>



# Capital Improvement Plan

## City of Northfield, Minnesota

2022 *thru* 2026

**Department** City Facilities

**Contact**

**Type** Equipment

**Useful Life**

**Category** Capital Improvement Plan (CI)

**Priority** n/a

**Project #** F-2025-003

**Project Name** Pool- pump replacement

**Total Project Cost:** \$15,000

### Description

Replace the main pump for the large pool

### Justification

The main pump is original and is approaching the end of its useful lifecycle.

Expenditures	2022	2023	2024	2025	2026	Total
Equip/Vehicles/Furnishings				15,000		15,000
<b>Total</b>				<b>15,000</b>		<b>15,000</b>

Funding Sources	2022	2023	2024	2025	2026	Total
City Facilities Fund				15,000		15,000
<b>Total</b>				<b>15,000</b>		<b>15,000</b>



# Capital Improvement Plan

## City of Northfield, Minnesota

2022 *thru* 2026

**Department** City Facilities

**Contact**

**Type** Unassigned

**Useful Life**

**Category** Capital Improvement Plan (CI

**Priority** n/a

<b>Project #</b>	<b>F-2026-001</b>
<b>Project Name</b>	<b>Library-Retaining Wall/Lanscape Repair</b>

<b>Description</b>	<b>Total Project Cost: \$50,000</b>
Reconfigure the landscaping at City Library	

<b>Justification</b>
The current landscaping at the library is not desinged for erosion control and is difficult to maintain.

Expenditures	2022	2023	2024	2025	2026	Total
Construction/Maintenance					50,000	50,000
<b>Total</b>					<b>50,000</b>	<b>50,000</b>

Funding Sources	2022	2023	2024	2025	2026	Total
City Facilities Fund					50,000	50,000
<b>Total</b>					<b>50,000</b>	<b>50,000</b>

# Capital Improvement Plan

## City of Northfield, Minnesota

2022 *thru* 2026

**Department** Engineering Division

**Contact**

**Type** New Infrastructure

**Useful Life** 20 years

**Category** Capital Improvement Plan (CI

**Priority** n/a

**Project #** E-2021-005

**Project Name** Honeylocust Dr Trail Connection to ECRT

**Total Project Cost:** \$410,000

### Description

This project make a trail connection to the East Cannon River Trail. This connection is on the City's planned walking and biking network, and will provide a connection to the south commercial district in Northfield. This project was planned in 2021 but is moving to 2022 as the City is working through agreement with MnDot for the trail to be on a portion of there property.

### Justification

Expenditures	2022	2023	2024	2025	2026	Total
Construction/Maintenance	410,000					410,000
<b>Total</b>	<b>410,000</b>					<b>410,000</b>

Funding Sources	2022	2023	2024	2025	2026	Total
Bonded Dollars	310,000					310,000
Stormwater Fund	100,000					100,000
<b>Total</b>	<b>410,000</b>					<b>410,000</b>

# Capital Improvement Plan

## City of Northfield, Minnesota

2022 *thru* 2026

**Department** Engineering Division  
**Contact** Public Works Director  
**Type** Improvement  
**Useful Life**  
**Category** Capital Improvement Plan (CI)  
**Priority** n/a

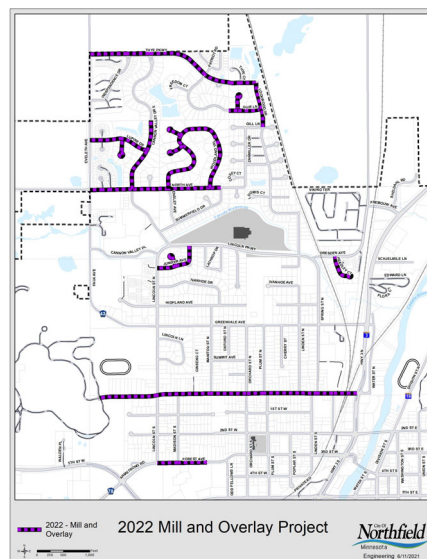
<b>Project #</b>	<b>E-2022-001</b>
<b>Project Name</b>	<b>NW Area Mill and Overlay</b>

<b>Description</b>	<b>Total Project Cost: \$3,781,792</b>
2" Pavement Mill and Overlay, spot curb replacement, ADA Pedestrian Ramp Improvements	

<b>Justification</b>
These road segments have been identified by Public Works personnel as a candidate for a 2" mill and overlay based on the current pavement condition and the current condition of the existing utilities.

Expenditures	2022	2023	2024	2025	2026	Total
Construction/Maintenance	3,781,792					3,781,792
<b>Total</b>	<b>3,781,792</b>					<b>3,781,792</b>

Funding Sources	2022	2023	2024	2025	2026	Total
Bonded Dollars	2,093,503					2,093,503
Franchise Fees	827,982					827,982
Stormwater Fund	170,669					170,669
Waste Water Fund	77,577					77,577
Water Fund	612,061					612,061
<b>Total</b>	<b>3,781,792</b>					<b>3,781,792</b>



# Capital Improvement Plan

## City of Northfield, Minnesota

2022 *thru* 2026

**Department** Engineering Division  
**Contact** Public Works Director  
**Type** Maintenance  
**Useful Life** 10 years  
**Category** Capital Improvement Plan (CI)  
**Priority** n/a

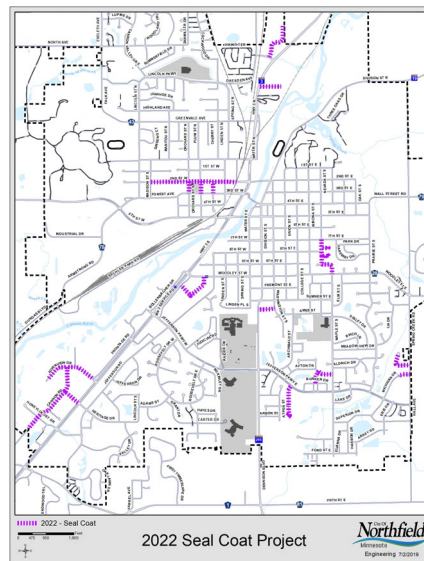
<b>Project #</b>	E-2022-002
<b>Project Name</b>	2022 Seal Coat/Crack Fill Project

<b>Description</b>	Total Project Cost: \$82,959

<b>Justification</b>

Expenditures	2022	2023	2024	2025	2026	Total
Construction/Maintenance	82,959					82,959
<b>Total</b>	<b>82,959</b>					<b>82,959</b>

Funding Sources	2022	2023	2024	2025	2026	Total
MSA	82,959					82,959
<b>Total</b>	<b>82,959</b>					<b>82,959</b>



# Capital Improvement Plan

## City of Northfield, Minnesota

2022 *thru* 2026

**Department** Engineering Division  
**Contact** Public Works Director  
**Type** New Infrastructure  
**Useful Life**  
**Category** Capital Improvement Plan (CI)  
**Priority** n/a

**Project #** E-2022-003  
**Project Name** Sechler Road Railroad Crossing Improvement

### Description

**Total Project Cost:** \$230,000

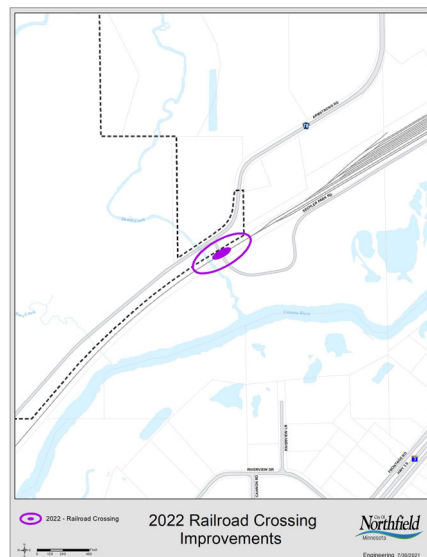
This project is in coordination with the states railroad highway grade crossing safety improvement program. The state will fund 90% of the improvement and the City will cover 10%.

This project will install gates and flashing lights.

### Justification

Expenditures	2022	2023	2024	2025	2026	Total
Construction/Maintenance	230,000					230,000
<b>Total</b>	<b>230,000</b>					<b>230,000</b>

Funding Sources	2022	2023	2024	2025	2026	Total
Capital Reserve Fund	23,000					23,000
Other	207,000					207,000
<b>Total</b>	<b>230,000</b>					<b>230,000</b>



# Capital Improvement Plan

## City of Northfield, Minnesota

2022 *thru* 2026

**Department** Engineering Division  
**Contact** Public Works Director  
**Type** Improvement  
**Useful Life**  
**Category** Capital Improvement Plan (CI)  
**Priority** n/a

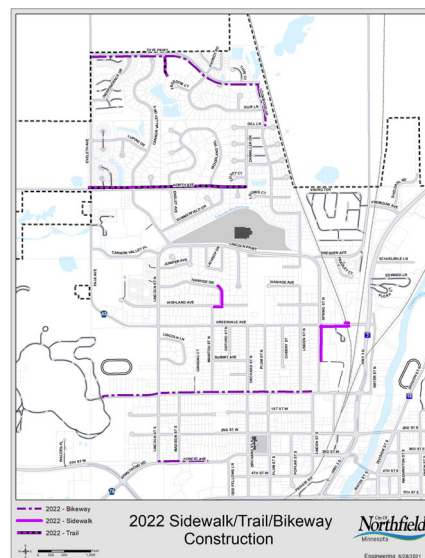
<b>Project #</b>	<b>E-2022-004</b>
<b>Project Name</b>	<b>2022 Sidewalk/Trail Improvements</b>

<b>Description</b>	<b>Total Project Cost: \$959,800</b>
North Avenue Trail/On-Street Bikeway, Greenvale Avenue Railroad Crossing Sidewalk Improvement, Spring Street Sidewalk, Cannon Valley Drive Sidewalk and Pedestrian Crossing Improvements, Thye Parkway Trail/On-Street Bikeway, Ivanhoe Drive Sidewalk, Greenvale Avenue Sidewalk	

<b>Justification</b>
High Priority Gaps

Expenditures	2022	2023	2024	2025	2026	Total
Construction/Maintenance	959,800					959,800
<b>Total</b>	<b>959,800</b>					<b>959,800</b>

Funding Sources	2022	2023	2024	2025	2026	Total
Bonded Dollars	687,782					687,782
Franchise Fees	272,018					272,018
<b>Total</b>	<b>959,800</b>					<b>959,800</b>





# Capital Improvement Plan

## City of Northfield, Minnesota

2022 *thru* 2026

**Department** Engineering Division  
**Contact** Public Works Director  
**Type** Improvement  
**Useful Life**  
**Category** Capital Improvement Plan (CI)  
**Priority** n/a

**Project #** E-2022-005  
**Project Name** TH 3 Traffic Signal Improvements

**Total Project Cost:** \$540,000

### Description

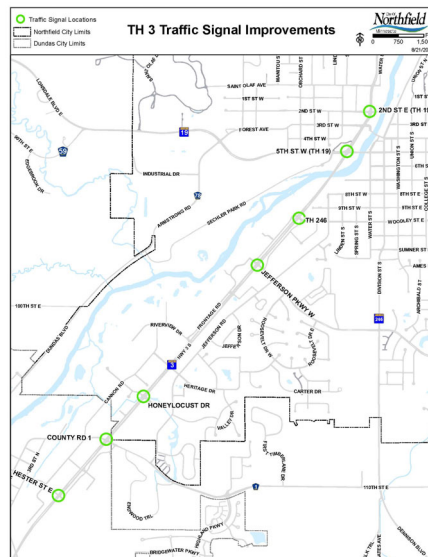
This project add Emergency Vehicle Preemption to the traffic signals on TH 3. This will decrease response times for police, ambulance, and fire. In addition, flashing yellow arrows, and LED light upgrades.

MNDOT Local Partnership Program Grant has been approved for this project.

### Justification

Expenditures	2022	2023	2024	2025	2026	Total
Construction/Maintenance	540,000					540,000
<b>Total</b>	<b>540,000</b>					<b>540,000</b>

Funding Sources	2022	2023	2024	2025	2026	Total
Capital Reserve Fund	250,000					250,000
Grant	290,000					290,000
<b>Total</b>	<b>540,000</b>					<b>540,000</b>



# Capital Improvement Plan

## City of Northfield, Minnesota

2022 *thru* 2026

**Department** Engineering Division  
**Contact** Public Works Director  
**Type** Maintenance  
**Useful Life**  
**Category** Capital Improvement Plan (CI)  
**Priority** n/a

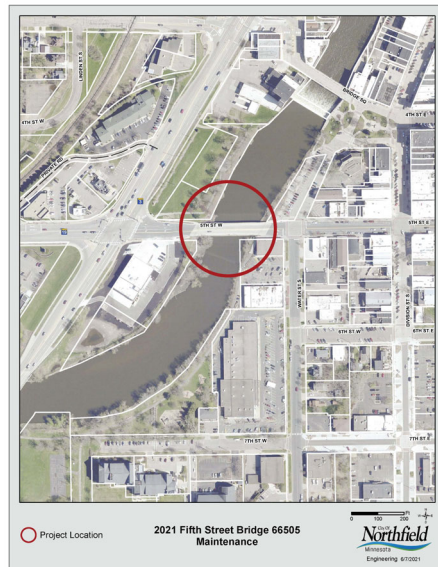
<b>Project #</b>	<b>E-2022-006</b>
<b>Project Name</b>	<b>Fifth Street Bridge Maintenance</b>

<b>Description</b>	<b>Total Project Cost: \$450,000</b>
The Project includes expansion joint repair, concrete approach panel replacement, diaphragm replacement and other miscellaneous repair to the bridge, that were identified in the latest Bridge Inspection.	

<b>Justification</b>

Expenditures	2022	2023	2024	2025	2026	Total
Construction/Maintenance	450,000					450,000
<b>Total</b>	<b>450,000</b>					<b>450,000</b>

Funding Sources	2022	2023	2024	2025	2026	Total
Bonded Dollars	450,000					450,000
<b>Total</b>	<b>450,000</b>					<b>450,000</b>



# Capital Improvement Plan

## City of Northfield, Minnesota

2022 *thru* 2026

**Department** Engineering Division  
**Contact** Public Works Director  
**Type** Road  
**Useful Life**  
**Category** Capital Improvement Plan (CI)  
**Priority** n/a

**Project #** E-2023-001  
**Project Name** Southwest Area Reclamation

**Total Project Cost:** \$1,558,329

### Description

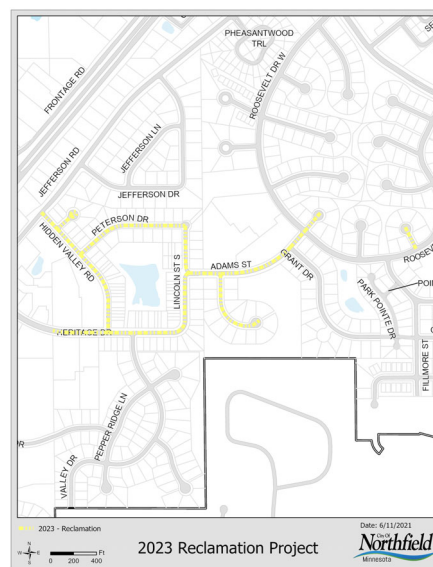
Full depth pavement reclamation on Heritage Drive, Hidden Valley Road, Peterson Drive, Lincoln Street, Adams Street, Taylor Court, Thomas Court, Tyler Court, Adams Court

### Justification

These road segments have been identified by Public Works personnel to be likely candidates for a full depth pavement reclamation based on the current pavement condition, coupled with the current condition of the existing utilities.

Expenditures	2022	2023	2024	2025	2026	Total
Construction/Maintenance		1,558,329				1,558,329
<b>Total</b>		<b>1,558,329</b>				<b>1,558,329</b>

Funding Sources	2022	2023	2024	2025	2026	Total
Bonded Dollars		1,072,680				1,072,680
Franchise Fees		365,305				365,305
Stormwater Fund		46,939				46,939
Waste Water Fund		21,336				21,336
Water Fund		52,069				52,069
<b>Total</b>		<b>1,558,329</b>				<b>1,558,329</b>



# Capital Improvement Plan

## City of Northfield, Minnesota

2022 *thru* 2026

**Department** Engineering Division  
**Contact** Public Works Director  
**Type** Unassigned  
**Useful Life**  
**Category** Capital Improvement Plan (CI)  
**Priority** n/a

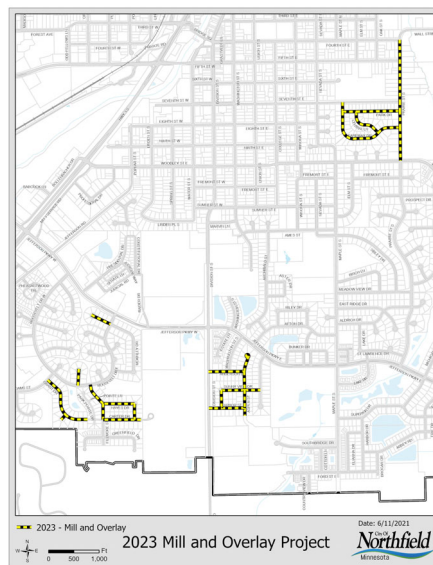
<b>Project #</b>	<b>E-2023-002</b>
<b>Project Name</b>	<b>2023 Mill and Overlay Project</b>

<b>Description</b>	<b>Total Project Cost: \$2,554,113</b>
Pavement Mill and Overlay and ADA upgrades on Jefferson Parkway, Prairie Street, Park Drive, Central Lane, Fareway Drive, Grant Drive, Grant Drive, Grant Court, Hayes Drive, Ford Street, Johson Street, Carter Drive, Harrison Court, Johnson Court, Anderson Drive, Aspen Court, Aspen Street, Arbor Street, and Sunny View Drive.	

<b>Justification</b>
These road segments have been identified by Public Works personnel as a likely candidate for a 2" mill and overlay based on the current pavement condition and the current condition of the existing utilities.

Expenditures	2022	2023	2024	2025	2026	Total
Construction/Maintenance		2,554,113				2,554,113
<b>Total</b>		<b>2,554,113</b>				<b>2,554,113</b>

Funding Sources	2022	2023	2024	2025	2026	Total
Bonded Dollars		1,579,158				1,579,158
Franchise Fees		537,787				537,787
Stormwater Fund		133,192				133,192
Waste Water Fund		60,542				60,542
Water Fund		243,434				243,434
<b>Total</b>		<b>2,554,113</b>				<b>2,554,113</b>



# Capital Improvement Plan

## City of Northfield, Minnesota

2022 *thru* 2026

**Department** Engineering Division  
**Contact** Public Works Director  
**Type** Improvement  
**Useful Life**  
**Category** Capital Improvement Plan (CI)  
**Priority** n/a

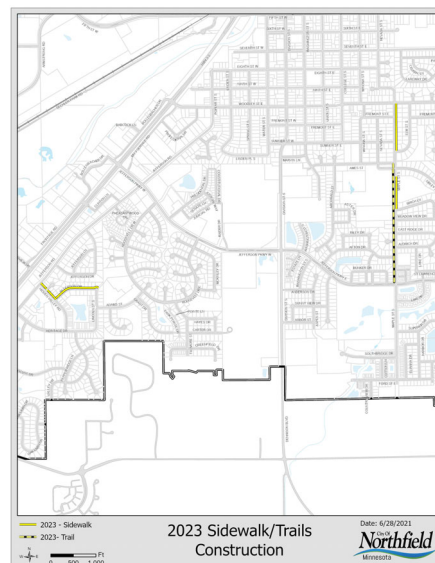
<b>Project #</b>	<b>E-2023-003</b>
<b>Project Name</b>	<b>2023 Sidewalk/Trail Improvements</b>

<b>Description</b>	<b>Total Project Cost: \$775,108</b>
High Priority Gaps to meet the Strategic Plan target of getting 50% of the gap complete by 2024. This includes sidewalk on Hidden Valley Road and Peterson Drive. A trail on the West Side of Maple Street.	

<b>Justification</b>

Expenditures	2022	2023	2024	2025	2026	Total
Construction/Maintenance		775,108				775,108
<b>Total</b>		<b>775,108</b>				<b>775,108</b>

Funding Sources	2022	2023	2024	2025	2026	Total
Bonded Dollars		578,200				578,200
Franchise Fees		196,908				196,908
<b>Total</b>		<b>775,108</b>				<b>775,108</b>



# Capital Improvement Plan

## City of Northfield, Minnesota

2022 *thru* 2026

**Department** Engineering Division  
**Contact** Public Works Director  
**Type** Maintenance  
**Useful Life**  
**Category** Capital Improvement Plan (CI)  
**Priority** n/a

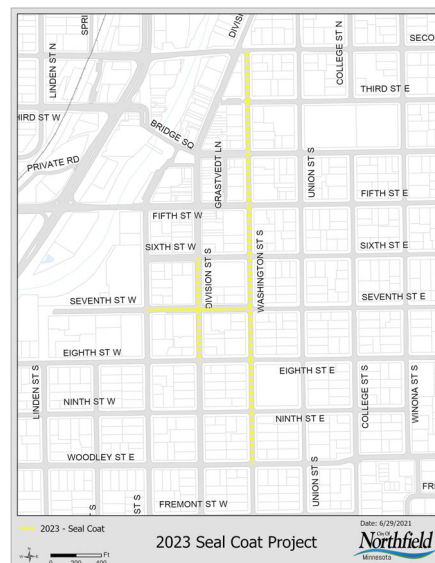
<b>Project #</b>	<b>E-2023-004</b>
<b>Project Name</b>	<b>2023 Seal Coat</b>

<b>Description</b>	<b>Total Project Cost: \$26,491</b>

<b>Justification</b>	

Expenditures	2022	2023	2024	2025	2026	Total
Construction/Maintenance		26,491				26,491
<b>Total</b>		<b>26,491</b>				<b>26,491</b>

Funding Sources	2022	2023	2024	2025	2026	Total
MSA		26,491				26,491
<b>Total</b>		<b>26,491</b>				<b>26,491</b>



# Capital Improvement Plan

## City of Northfield, Minnesota

2022 *thru* 2026

**Department** Engineering Division  
**Contact** Public Works Director  
**Type** Improvement  
**Useful Life** 40 years  
**Category** Capital Improvement Plan (CI)  
**Priority** n/a

<b>Project #</b>	<b>E-2024-001</b>
<b>Project Name</b>	<b>2024 College &amp; Winona Street Reconstruction</b>

<b>Description</b>	<b>Total Project Cost: \$3,019,822</b>
Complete infrastructure replacement on College Street from Seventh Street to Woodley Street, Winona Street from Seventh Street to Woodley Street, Eighth Street from College Street to Winona Street, and Ninth Street from College Street to Woodley Street.	

<b>Justification</b>
This project area has been identified Public Works personnel as a likely candidate for a complete reconstruction based on the current pavement condition, and the current condition of the existing utilities.

Expenditures	2022	2023	2024	2025	2026	Total
Construction/Maintenance			3,019,822			3,019,822
<b>Total</b>			<b>3,019,822</b>			<b>3,019,822</b>

Funding Sources	2022	2023	2024	2025	2026	Total
Bonded Dollars			1,480,204			1,480,204
Franchise Fees			258,152			258,152
Stormwater Fund			338,224			338,224
Waste Water Fund			317,410			317,410
Water Fund			625,832			625,832
<b>Total</b>			<b>3,019,822</b>			<b>3,019,822</b>



# Capital Improvement Plan

## City of Northfield, Minnesota

2022 *thru* 2026

**Department** Engineering Division  
**Contact** Public Works Director  
**Type** Road  
**Useful Life**  
**Category** Capital Improvement Plan (CI)  
**Priority** n/a

<b>Project #</b>	<b>E-2024-002</b>
<b>Project Name</b>	<b>2024 Water Street South Reconstruction</b>

<b>Description</b>	<b>Total Project Cost: \$1,522,217</b>
Water Street South Reconstruction - complete street reconstruction due to aging infrastructure.	

<b>Justification</b>

Expenditures	2022	2023	2024	2025	2026	Total
Construction/Maintenance			1,522,217			1,522,217
<b>Total</b>			<b>1,522,217</b>			<b>1,522,217</b>

Funding Sources	2022	2023	2024	2025	2026	Total
Bonded Dollars			746,152			746,152
Franchise Fees			130,131			130,131
Stormwater Fund			170,485			170,485
Waste Water Fund			159,993			159,993
Water Fund			315,456			315,456
<b>Total</b>			<b>1,522,217</b>			<b>1,522,217</b>





# Capital Improvement Plan

## City of Northfield, Minnesota

2022 *thru* 2026

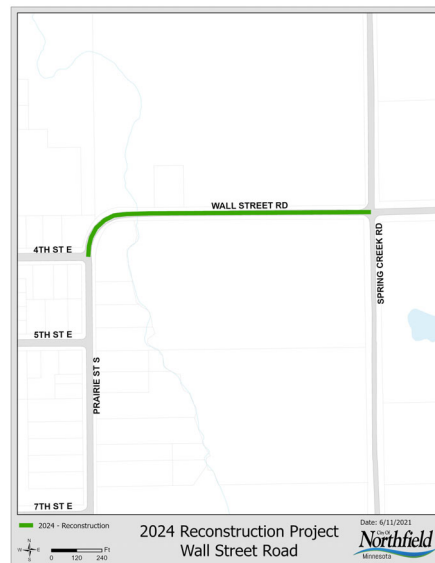
**Department** Engineering Division  
**Contact** Public Works Director  
**Type** Road  
**Useful Life**  
**Category** Capital Improvement Plan (CI)  
**Priority** n/a

<b>Project #</b>	<b>E-2024-003</b>
<b>Project Name</b>	<b>Wall Street Road Reconstruction</b>

<b>Description</b>	<b>Total Project Cost: \$3,126,693</b>
Reconstruction of Wall Street Road from Prairie Street to the eastern City Limits. This project will be scoped in 2022 with Rice County. Upgrades to this corridor will include extension of the trail on the south side of wall street from Prairie Street to where it terminates east of Spring Creek Road. In addition, the Bridge will be widen to support the trail. A trail on the North Side of Wall Street from Spring Creek Road to the eastern city limits will be included to prepare for future development east and north of Oaklawn Cemetery.	
<b>Justification</b>	Complete reconstruction of Wall Street Road from Fourth Street to Rosewood Road.

Expenditures	2022	2023	2024	2025	2026	Total
Planning/Design	100,000					100,000
Construction/Maintenance			3,026,693			3,026,693
<b>Total</b>	<b>100,000</b>		<b>3,026,693</b>			<b>3,126,693</b>

Funding Sources	2022	2023	2024	2025	2026	Total
Bonded Dollars			689,688			689,688
Franchise Fees			120,283			120,283
Rice County			989,963			989,963
Stormwater Fund			350,178			350,178
Waste Water Fund			328,629			328,629
Water Fund			647,952			647,952
<b>Total</b>			<b>3,126,693</b>			<b>3,126,693</b>



# Capital Improvement Plan

## City of Northfield, Minnesota

2022 *thru* 2026

**Department** Engineering Division  
**Contact** Public Works Director  
**Type** New Infrastructure  
**Useful Life**  
**Category** Capital Improvement Plan (CI)  
**Priority** n/a

**Project #** E-2024-004  
**Project Name** 2024 Sidewalk/Trail Improvements

**Total Project Cost:** \$2,808,280

### Description

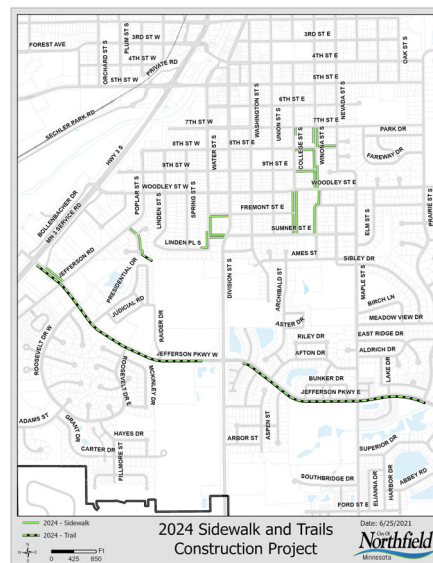
Sidewalk and Trail Improvements filling in the gaps. In addition, a segment of Mill Towns Trail will be constructed on the south side of Jefferson Pkwy with this project. The City has a 2022 bonding request into the state to build the MTT from Riverside Park to Waterford Bridge.

### Justification

High Priority Sidewalk Gap

Expenditures	2022	2023	2024	2025	2026	Total
Construction/Maintenance			2,808,280			2,808,280
<b>Total</b>			<b>2,808,280</b>			<b>2,808,280</b>

Funding Sources	2022	2023	2024	2025	2026	Total
Bonded Dollars			996,788			996,788
Franchise Fees			173,842			173,842
Grant			1,637,650			1,637,650
<b>Total</b>			<b>2,808,280</b>			<b>2,808,280</b>



# Capital Improvement Plan

## City of Northfield, Minnesota

2022 *thru* 2026

**Department** Engineering Division

**Contact** Public Works Director

Type Improvement

### Useful Life

**Category** Capital Improvement Plan (CI

**Priority** n/a

Project # **E-2024-005**

**Project Name**   **Jefferson Parkway Mill and Overlay**

**Total Project Cost: \$2,933,145**

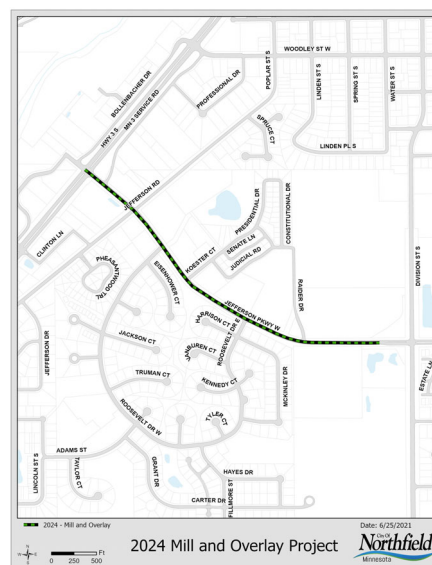
### Description

## Mill and Overlay on Jefferson Parkway from TH 3 to Spring Creek Road

### Justification

Expenditures	2022	2023	2024	2025	2026	Total
Construction/Maintenance			2,933,145			2,933,145
<b>Total</b>			<b>2,933,145</b>			<b>2,933,145</b>

Funding Sources	2022	2023	2024	2025	2026	Total
Bonded Dollars			2,394,409			2,394,409
Franchise Fees			417,591			417,591
Stormwater Fund			66,630			66,630
Waste Water Fund			30,286			30,286
Water Fund			24,229			24,229
<b>Total</b>			<b>2,933,145</b>			<b>2,933,145</b>



# Capital Improvement Plan

## City of Northfield, Minnesota

2022 *thru* 2026

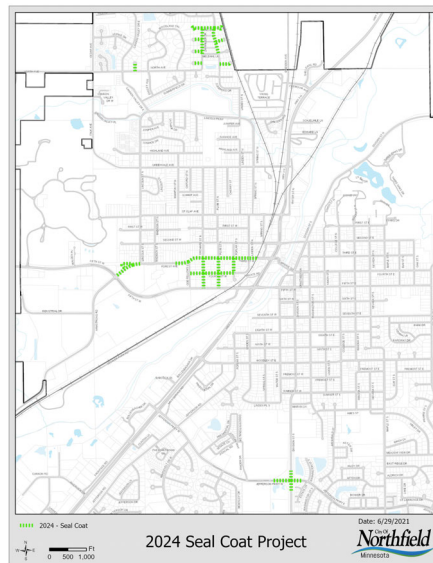
**Department** Engineering Division  
**Contact** Public Works Director  
**Type** Maintenance  
**Useful Life**  
**Category** Capital Improvement Plan (CI)  
**Priority** n/a

<b>Project #</b>	E-2024-006
<b>Project Name</b>	2024 Seal Coat

<b>Description</b>	<b>Total Project Cost:</b> \$71,777
<b>Justification</b>	

Expenditures	2022	2023	2024	2025	2026	Total
Construction/Maintenance			71,777			71,777
<b>Total</b>			<b>71,777</b>			<b>71,777</b>

Funding Sources	2022	2023	2024	2025	2026	Total
MSA			71,777			71,777
<b>Total</b>			<b>71,777</b>			<b>71,777</b>



# Capital Improvement Plan

## City of Northfield, Minnesota

2022 *thru* 2026

**Department** Engineering Division

**Contact**

**Type** Unassigned

**Useful Life**

**Category** Capital Improvement Plan (CI)

**Priority** n/a

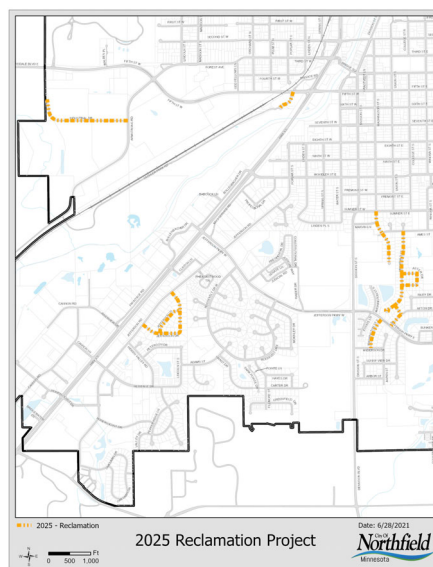
<b>Project #</b>	<b>E-2025-001</b>
<b>Project Name</b>	<b>2025 Street Reclamation Project</b>

<b>Description</b>	<b>Total Project Cost: \$2,708,623</b>
Pavement Reclamation on Industrial Drive and Laurel Court	

<b>Justification</b>

Expenditures	2022	2023	2024	2025	2026	Total
Construction/Maintenance				2,708,623		2,708,623
<b>Total</b>				<b>2,708,623</b>		<b>2,708,623</b>

Funding Sources	2022	2023	2024	2025	2026	Total
Bonded Dollars				1,860,040		1,860,040
Franchise Fees				618,672		618,672
Stormwater Fund				126,451		126,451
Waste Water Fund				57,478		57,478
Water Fund				45,982		45,982
<b>Total</b>				<b>2,708,623</b>		<b>2,708,623</b>



# Capital Improvement Plan

## City of Northfield, Minnesota

2022 *thru* 2026

**Department** Engineering Division  
**Contact** Public Works Director  
**Type** Maintenance  
**Useful Life** 15 years  
**Category** Capital Improvement Plan (CI)  
**Priority** n/a

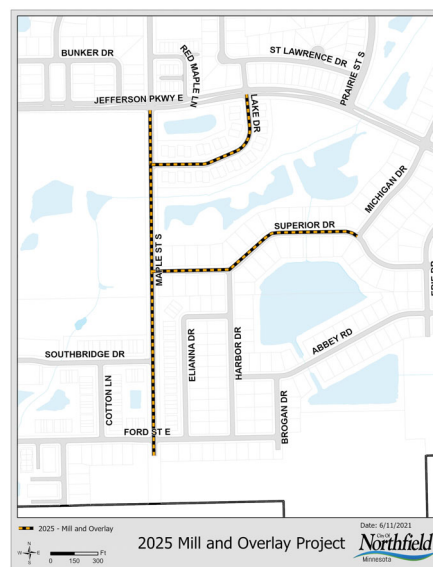
<b>Project #</b>	<b>E-2025-002</b>
<b>Project Name</b>	<b>2025 Mill and Overlay Project</b>

<b>Description</b>	<b>Total Project Cost: \$918,138</b>
Maple Street from Jefferson Parkway to Ford Street, Superior Drive from Maple Street to Michigan Drive, Lake Drive from Maple Street to Jefferson Parkway	

<b>Justification</b>	

Expenditures	2022	2023	2024	2025	2026	Total
Construction/Maintenance				918,138		918,138
<b>Total</b>				<b>918,138</b>		<b>918,138</b>

Funding Sources	2022	2023	2024	2025	2026	Total
Bonded Dollars				628,508		628,508
Franchise Fees				209,050		209,050
Stormwater Fund				44,319		44,319
Waste Water Fund				20,145		20,145
Water Fund				16,116		16,116
<b>Total</b>				<b>918,138</b>		<b>918,138</b>



# Capital Improvement Plan

## City of Northfield, Minnesota

2022 *thru* 2026

**Department** Engineering Division  
**Contact** Public Works Director  
**Type** Improvement  
**Useful Life**  
**Category** Capital Improvement Plan (CI)  
**Priority** n/a

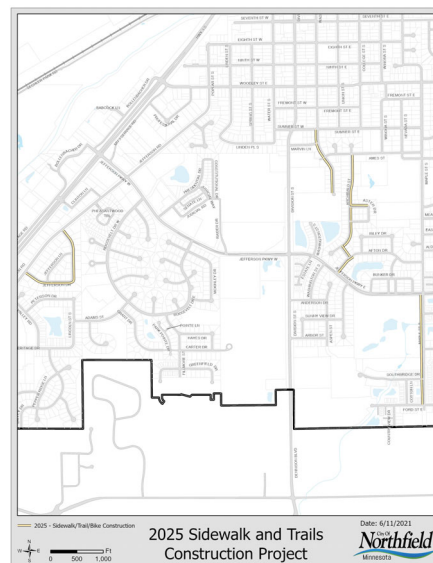
<b>Project #</b>	<b>E-2025-003</b>
<b>Project Name</b>	<b>2025 Sidewalk/Trail Improvements Project</b>

<b>Description</b>	<b>Total Project Cost: \$1,090,887</b>
High Priority Sidewalk Gaps. This includes sidewalks on Jefferson Dr.	

<b>Justification</b>

Expenditures	2022	2023	2024	2025	2026	Total
Construction/Maintenance				1,090,887		1,090,887
<b>Total</b>				<b>1,090,887</b>		<b>1,090,887</b>

Funding Sources	2022	2023	2024	2025	2026	Total
Bonded Dollars				818,608		818,608
Franchise Fees				272,279		272,279
<b>Total</b>				<b>1,090,887</b>		<b>1,090,887</b>



# Capital Improvement Plan

## City of Northfield, Minnesota

2022 *thru* 2026

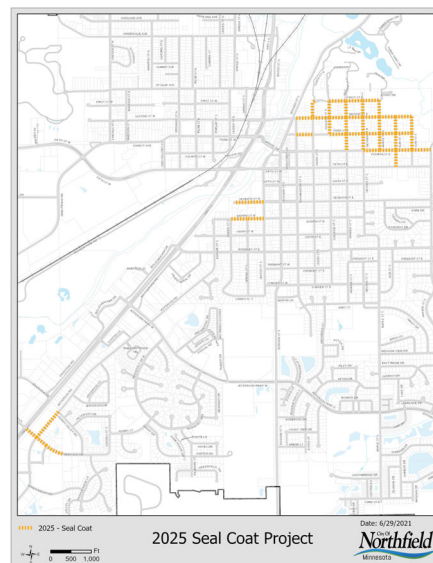
**Department** Engineering Division  
**Contact** Public Works Director  
**Type** Maintenance  
**Useful Life**  
**Category** Capital Improvement Plan (CI)  
**Priority** n/a

<b>Project #</b>	E-2025-004
<b>Project Name</b>	2025 Crack Fill

<b>Description</b>	<b>Total Project Cost:</b> \$16,153
<b>Justification</b>	

Expenditures	2022	2023	2024	2025	2026	Total
Construction/Maintenance				16,153		16,153
<b>Total</b>				<b>16,153</b>		<b>16,153</b>

Funding Sources	2022	2023	2024	2025	2026	Total
MSA				16,153		16,153
<b>Total</b>				<b>16,153</b>		<b>16,153</b>





# Capital Improvement Plan

## City of Northfield, Minnesota

2022 *thru* 2026

**Department** Engineering Division

**Contact** Public Works Director

**Type** Improvement

**Useful Life**

**Category** Capital Improvement Plan (CI)

**Priority** n/a

**Project #** E-2026-001

**Project Name** 2026 Mill and Overlay Project

**Total Project Cost:** \$1,425,828

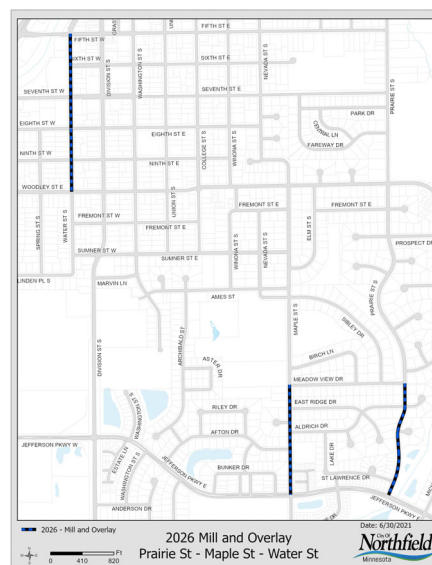
### Description

Prairie Street from Meadowview Drive to Jefferson Parkway  
Maple Street from Meadowview Drive to Jefferson Parkway  
Water Street form Fifth Street to Woodley Street

### Justification

Expenditures	2022	2023	2024	2025	2026	Total
Construction/Maintenance					1,425,828	1,425,828
<b>Total</b>					<b>1,425,828</b>	<b>1,425,828</b>

Funding Sources	2022	2023	2024	2025	2026	Total
Bonded Dollars					608,938	608,938
Franchise Fees					541,295	541,295
Stormwater Fund					60,827	60,827
Waste Water Fund					27,649	27,649
Water Fund					187,119	187,119
<b>Total</b>					<b>1,425,828</b>	<b>1,425,828</b>



# Capital Improvement Plan

## City of Northfield, Minnesota

2022 *thru* 2026

**Department** Engineering Division  
**Contact** Public Works Director  
**Type** Improvement  
**Useful Life**  
**Category** Capital Improvement Plan (CI)  
**Priority** n/a

**Project #** E-2026-002  
**Project Name** Jefferson Parkway Mill and Overlay

### Description

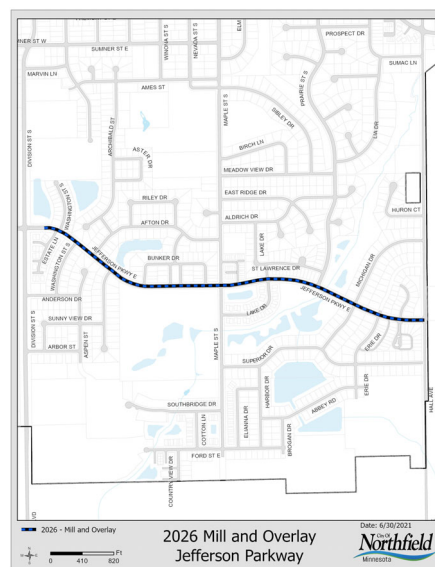
**Total Project Cost:** \$1,275,748

Mill and Overlay of Jefferson Pkwy from Washington St. S to Spring Creek Road. This will include spot sidewalk and curb replacement. Median Refuge island for Pedestrians. If MTT trail isn't completed by 2026 on this segment it will be included with the project.

### Justification

Expenditures	2022	2023	2024	2025	2026	Total
Construction/Maintenance					1,275,748	1,275,748
<b>Total</b>					<b>1,275,748</b>	<b>1,275,748</b>

Funding Sources	2022	2023	2024	2025	2026	Total
Bonded Dollars					628,522	628,522
Franchise Fees					558,705	558,705
Stormwater Fund					48,687	48,687
Waste Water Fund					22,130	22,130
Water Fund					17,704	17,704
<b>Total</b>					<b>1,275,748</b>	<b>1,275,748</b>



# Capital Improvement Plan

## City of Northfield, Minnesota

2022 *thru* 2026

**Department** Engineering Division  
**Contact** Public Works Director  
**Type** Improvement  
**Useful Life**  
**Category** Capital Improvement Plan (CI)  
**Priority** n/a

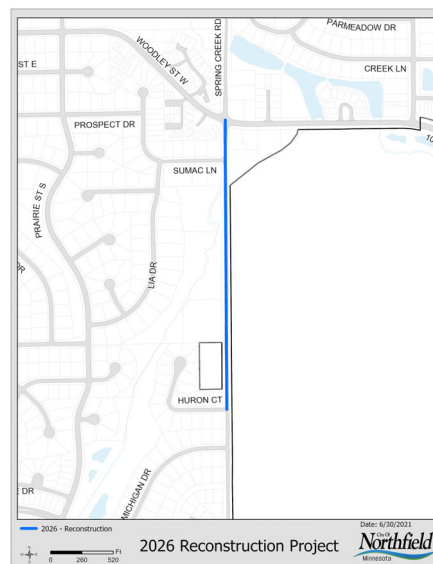
<b>Project #</b>	<b>E-2026-003</b>
<b>Project Name</b>	<b>Spring Creek Road Reconstruction</b>

<b>Description</b>	<b>Total Project Cost: \$2,208,624</b>
Spring Creek Road Reconstruction from Woodley Street to Huron Court	

<b>Justification</b>

Expenditures	2022	2023	2024	2025	2026	Total
Construction/Maintenance					2,208,624	2,208,624
<b>Total</b>					<b>2,208,624</b>	<b>2,208,624</b>

Funding Sources	2022	2023	2024	2025	2026	Total
MSA					1,010,064	1,010,064
Stormwater Fund					480,312	480,312
Waste Water Fund					262,800	262,800
Water Fund					455,448	455,448
<b>Total</b>					<b>2,208,624</b>	<b>2,208,624</b>



# Capital Improvement Plan

## City of Northfield, Minnesota

2022 *thru* 2026

**Department** Engineering Division  
**Contact** Public Works Director  
**Type** Maintenance  
**Useful Life**  
**Category** Capital Improvement Plan (CI)  
**Priority** n/a

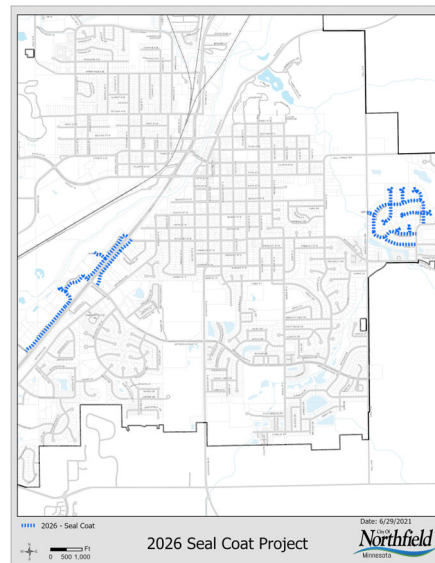
<b>Project #</b>	<b>E-2026-004</b>
<b>Project Name</b>	<b>2026 Seal Coat</b>

<b>Description</b>	<b>Total Project Cost: \$79,343</b>

<b>Justification</b>

Expenditures	2022	2023	2024	2025	2026	Total
Construction/Maintenance					79,343	79,343
<b>Total</b>					<b>79,343</b>	<b>79,343</b>

Funding Sources	2022	2023	2024	2025	2026	Total
MSA					79,343	79,343
<b>Total</b>					<b>79,343</b>	<b>79,343</b>



Capital Improvement Plan  
City of Northfield, Minnesota

2022 *thru* 2026

**Department** Information Technology  
**Contact** IT Manager  
**Type** Equipment  
**Useful Life** 10 years  
**Category** IT Projects/Equipment  
**Priority** 5 Future Consideration

**Project #** IT-2025-001  
**Project Name** Phone System Upgrade

**Total Project Cost:** \$50,000

**Description**

**Justification**

Expenditures	2022	2023	2024	2025	2026	Total
Equip/Vehicles/Furnishings				50,000		50,000
<b>Total</b>				<b>50,000</b>		<b>50,000</b>

# Capital Improvement Plan

## City of Northfield, Minnesota

2022 *thru* 2026

**Department** NCRC  
**Contact** Public Works Director  
**Type** Unassigned  
**Useful Life**  
**Category** Capital Improvement Plan (CI)  
**Priority** n/a

<b>Project #</b>	NCRC 2021-01
<b>Project Name</b>	New Pool Heaters

<b>Description</b>	<b>Total Project Cost: \$10,000</b>
Replacement of Pool Heater at FiftyNorth. FiftyNorth will pay for 50% of the cost and the City will pay 50% of the cost. The City share will come from the NCRC Fund	

<b>Justification</b>

Expenditures	2022	2023	2024	2025	2026	Total
Equip/Vehicles/Furnishings	10,000					10,000
<b>Total</b>	<b>10,000</b>					<b>10,000</b>

Funding Sources	2022	2023	2024	2025	2026	Total
NCRC Fund	10,000					10,000
<b>Total</b>	<b>10,000</b>					<b>10,000</b>

Capital Improvement Plan  
City of Northfield, Minnesota

2022 *thru* 2026

Department NCRC  
Contact  
Type Unassigned  
Useful Life  
Category Capital Improvement Plan (CI  
Priority n/a

Project # NCRC 2024-01

Project Name Exterior Painting

Description

Total Project Cost: \$10,000

Exterior Building Paitning

Justification

Expenditures	2022	2023	2024	2025	2026	Total
Construction/Maintenance			10,000			10,000
Total			10,000			10,000

Funding Sources	2022	2023	2024	2025	2026	Total
NCRC Fund			10,000			10,000
Total			10,000			10,000

# Capital Improvement Plan

## City of Northfield, Minnesota

2022 *thru* 2026

**Department** Park Division  
**Contact** Public Works Director  
**Type** Improvement  
**Useful Life** 25 years  
**Category** Capital Improvement Plan (CI)  
**Priority** 2 Very Important

<b>Project #</b>	<b>P-2022-001</b>
<b>Project Name</b>	<b>Babcock Park Hockey Rink/Lights</b>

<b>Description</b>	<b>Total Project Cost: \$185,000</b>
Replacement of existing hockey rink and lights. New rink would be regulation size, 200' x 85'. Rink replacement consists of new boards, chain link fencing around the ends, equipment access gate and player access gate.	

<b>Justification</b>
Existing rink is not regulation nor are the boards straight or in good condition. We have seen heavy use of this rink the last few years. New lighting would also help to illuminate this rink.

<b>Expenditures</b>	<b>2022</b>	<b>2023</b>	<b>2024</b>	<b>2025</b>	<b>2026</b>	<b>Total</b>
Construction/Maintenance	185,000					185,000
<b>Total</b>	<b>185,000</b>					<b>185,000</b>

<b>Funding Sources</b>	<b>2022</b>	<b>2023</b>	<b>2024</b>	<b>2025</b>	<b>2026</b>	<b>Total</b>
Capital Reserve Fund	185,000					185,000
<b>Total</b>	<b>185,000</b>					<b>185,000</b>



# Capital Improvement Plan

## City of Northfield, Minnesota

2022 *thru* 2026

**Department** Park Division

**Contact** Public Works Director

**Type** Unassigned

**Useful Life** 25 years

**Category** Capital Improvement Plan (CI)

**Priority** 2 Very Important

**Project #** P-2022-002

**Project Name** Babcock Park Softball Field

**Total Project Cost:** \$185,000

### Description

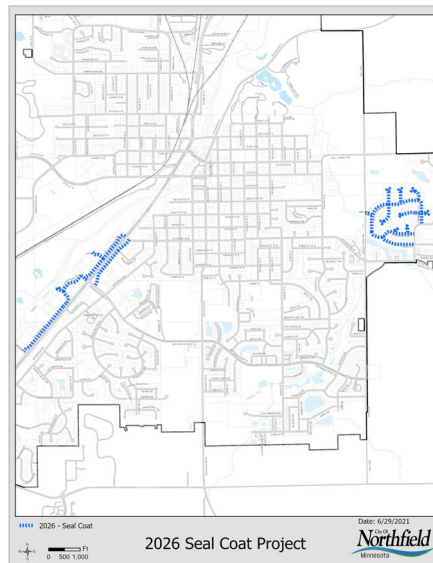
Hire a consultant to draft up plans and spec's for retaining wall replacement, site improvement and building upgrade (ADA compliant restrooms). Construct in 2023.

### Justification

Retaining walls are leaning and becoming a safety issue and bathrooms are not ADA compliant.

Expenditures	2022	2023	2024	2025	2026	Total
Planning/Design	30,000					30,000
Construction/Maintenance		500,000				500,000
<b>Total</b>	<b>30,000</b>	<b>500,000</b>				<b>530,000</b>

Funding Sources	2022	2023	2024	2025	2026	Total
Bonded Dollars		500,000				500,000
Park Fund	30,000					30,000
<b>Total</b>	<b>30,000</b>	<b>500,000</b>				<b>530,000</b>



Capital Improvement Plan  
City of Northfield, Minnesota

2022 *thru* 2026

Department Park Division

Contact

Type Study

Useful Life

Category Capital Improvement Plan (CI

Priority n/a

Project # P-2022-003

Project Name Ames Park Master Plan

Total Project Cost: \$30,000

Description

As part of the Riverfront Enhancement Action Plan, improving and activating the parks along the river is identified. This proposed plan creation will help guide improvements in Ames Park.

Justification

Expenditures	2022	2023	2024	2025	2026	Total
Planning/Design	30,000					30,000
<b>Total</b>	<b>30,000</b>					<b>30,000</b>

Funding Sources	2022	2023	2024	2025	2026	Total
Park Fund	30,000					30,000
<b>Total</b>	<b>30,000</b>					<b>30,000</b>

# Capital Improvement Plan

## City of Northfield, Minnesota

2022 *thru* 2026

**Department** Stormwater Division

**Contact**

**Type** Maintenance

**Useful Life**

**Category** Capital Improvement Plan (CI)

**Priority** n/a

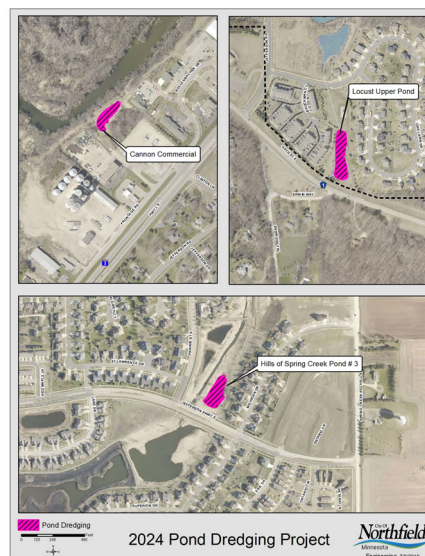
<b>Project #</b>	SW- 2024-001
<b>Project Name</b>	Hills #3, Cannon & Locust Pond Dredging

<b>Description</b>	<b>Total Project Cost:</b> \$597,652
Pond Dredging on Hills of Spring Creek #3, Cannon Commercial, & Locust Upper Pond	

<b>Justification</b>

Expenditures	2022	2023	2024	2025	2026	Total
Construction/Maintenance			597,652			597,652
<b>Total</b>			<b>597,652</b>			<b>597,652</b>

Funding Sources	2022	2023	2024	2025	2026	Total
Stormwater Fund			597,652			597,652
<b>Total</b>			<b>597,652</b>			<b>597,652</b>



# Capital Improvement Plan

## City of Northfield, Minnesota

2022 *thru* 2026

**Department** Stormwater Division

**Contact**

**Type** Unassigned

**Useful Life**

**Category** Capital Improvement Plan (CI

**Priority** n/a

<b>Project #</b>	SW-2021-001
<b>Project Name</b>	West Riverwall Floodwall Extension

<b>Description</b>	<b>Total Project Cost:</b> \$2,000,000

<b>Justification</b>

Expenditures	2022	2023	2024	2025	2026	Total
Construction/Maintenance		2,000,000				2,000,000
<b>Total</b>		<b>2,000,000</b>				<b>2,000,000</b>

Funding Sources	2022	2023	2024	2025	2026	Total
Stormwater Fund		2,000,000				2,000,000
<b>Total</b>		<b>2,000,000</b>				<b>2,000,000</b>

# Capital Improvement Plan

## City of Northfield, Minnesota

2022 *thru* 2026

**Department** Stormwater Division

**Contact**

**Type** Maintenance

**Useful Life**

**Category** Capital Improvement Plan (CI)

**Priority** n/a

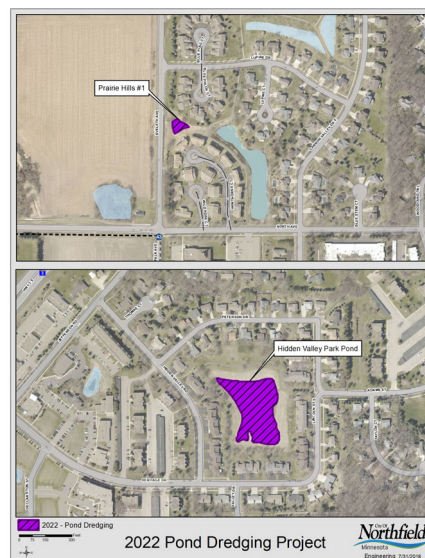
<b>Project #</b>	SW-2022-001
<b>Project Name</b>	Prairie Hills #1 and Hidden Valley Pond Dredging

<b>Description</b>	<b>Total Project Cost: \$789,610</b>
Pond dredging of Prairie Hills Pond #1 and Hidden Valley Park Pond	

<b>Justification</b>
These ponds were ranked priority #3, & #5 in the 2017 Storm Pond Assessment Study for percent full of sediment.

Expenditures	2022	2023	2024	2025	2026	Total
Construction/Maintenance	789,610					789,610
<b>Total</b>	<b>789,610</b>					<b>789,610</b>

Funding Sources	2022	2023	2024	2025	2026	Total
Stormwater Fund	789,610					789,610
<b>Total</b>	<b>789,610</b>					<b>789,610</b>



# Capital Improvement Plan

## City of Northfield, Minnesota

2022 *thru* 2026

Department Stormwater Division

Contact

Type Maintenance

Useful Life

Category Capital Improvement Plan (CI)

Priority n/a

Project # SW-2023-001

Project Name 2023 Storm Sewer Repairs

### Description

Total Project Cost: \$1,290,793

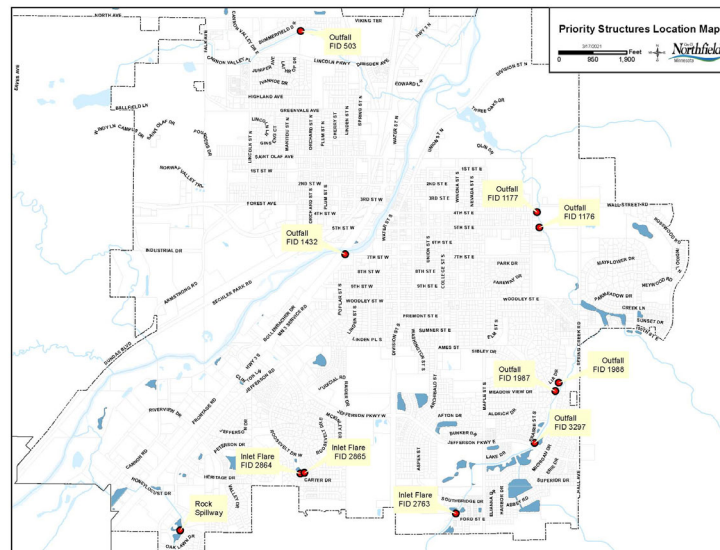
Identified repairs from the Strategic Plan Stormwater Maintenance Plan

### Justification

These repairs are necessary to maintain our Stormwater Treatment Systems

Expenditures	2022	2023	2024	2025	2026	Total
Planning/Design	100,000					100,000
Construction/Maintenance		1,190,793				1,190,793
<b>Total</b>	<b>100,000</b>	<b>1,190,793</b>				<b>1,290,793</b>

Funding Sources	2022	2023	2024	2025	2026	Total
Stormwater Fund	100,000	1,190,793				1,290,793
<b>Total</b>	<b>100,000</b>	<b>1,190,793</b>				<b>1,290,793</b>



# Capital Improvement Plan

## City of Northfield, Minnesota

2022 *thru* 2026

**Department** Wastewater Division  
**Contact** Public Works Director  
**Type** Improvement  
**Useful Life** 20 years  
**Category** Capital Improvement Plan (CI)  
**Priority** 3 Important

<b>Project #</b>	<b>WW-2022-001</b>
<b>Project Name</b>	<b>BAF Blower Replacements</b>

<b>Description</b>	<b>Total Project Cost: \$2,234,952</b>
Replacement of the blower assemblies in the BAF building.	

<b>Justification</b>
This was identified in the 2015 Facility Study.

Expenditures	2022	2023	2024	2025	2026	Total
Planning/Design	218,257	218,257				436,514
Construction/Maintenance		1,798,438				1,798,438
<b>Total</b>	<b>218,257</b>	<b>2,016,695</b>				<b>2,234,952</b>

Funding Sources	2022	2023	2024	2025	2026	Total
Waste Water Fund	218,257	2,016,695				2,234,952
<b>Total</b>	<b>218,257</b>	<b>2,016,695</b>				<b>2,234,952</b>



# Capital Improvement Plan

## City of Northfield, Minnesota

2022 *thru* 2026

**Department** Wastewater Division  
**Contact** Public Works Director  
**Type** Improvement  
**Useful Life** 25 years  
**Category** Capital Improvement Plan (CI)  
**Priority** n/a

<b>Project #</b>	<b>WW-2022-002</b>
<b>Project Name</b>	<b>Biosolids Liquid Storage</b>

<b>Description</b>	<b>Total Project Cost: \$4,029,361</b>
Building an additional biosolids storage building based on the 2016 City Council adopted Facility Study. The storage will allow for more storage of sludge at the wwtp.	

<b>Justification</b>

<b>Expenditures</b>	<b>2022</b>	<b>2023</b>	<b>2024</b>	<b>2025</b>	<b>2026</b>	<b>Total</b>
Planning/Design	393,493	393,492				786,985
Construction/Maintenance		3,242,376				3,242,376
<b>Total</b>	<b>393,493</b>	<b>3,635,868</b>				<b>4,029,361</b>

<b>Funding Sources</b>	<b>2022</b>	<b>2023</b>	<b>2024</b>	<b>2025</b>	<b>2026</b>	<b>Total</b>
Waste Water Fund	393,493	3,635,868				4,029,361
<b>Total</b>	<b>393,493</b>	<b>3,635,868</b>				<b>4,029,361</b>





# Capital Improvement Plan

## City of Northfield, Minnesota

2022 *thru* 2026

**Department** Wastewater Division  
**Contact** Public Works Director  
**Type** Equipment  
**Useful Life** 15 years  
**Category** Capital Improvement Plan (CI)  
**Priority** 1 Critical

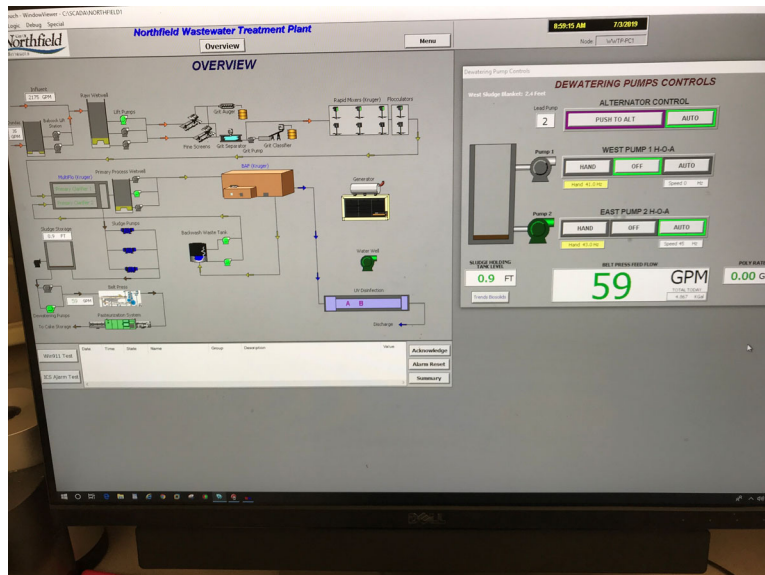
<b>Project #</b>	<b>WW-2022-003</b>
<b>Project Name</b>	<b>Control System and Card Access System Upgrades</b>

<b>Description</b>	<b>Total Project Cost: \$911,735</b>
Replacement of major Supervisory and Control Data Acquisition (SCADA) components at the wastewater treatment plant.	

<b>Justification</b>
SCADA upgrade was identified in the 2015 WWTP Facility Study.

Expenditures	2022	2023	2024	2025	2026	Total
Planning/Design	81,370	81,370				162,740
Construction/Maintenance		748,995				748,995
<b>Total</b>	<b>81,370</b>	<b>830,365</b>				<b>911,735</b>

Funding Sources	2022	2023	2024	2025	2026	Total
Waste Water Fund	81,370	830,365				911,735
<b>Total</b>	<b>81,370</b>	<b>830,365</b>				<b>911,735</b>



**Capital Improvement Plan**  
**City of Northfield, Minnesota**

2022 *thru* 2026

**Department** Wastewater Division  
**Contact** Public Works Director  
**Type** Improvement  
**Useful Life** 20 years  
**Category** Capital Improvement Plan (CI)  
**Priority** 3 Important

<b>Project #</b>	<b>WW-2022-004</b>
<b>Project Name</b>	<b>Influent Lift Pumps Replacement</b>

<b>Description</b>	<b>Total Project Cost: \$760,913</b>
Replace influent lift pumps.	

<b>Justification</b>
Identified in 2015 Facility Study.

<b>Expenditures</b>	<b>2022</b>	<b>2023</b>	<b>2024</b>	<b>2025</b>	<b>2026</b>	<b>Total</b>
Planning/Design	48,925	48,925				97,850
Construction/Maintenance		663,063				663,063
<b>Total</b>	<b>48,925</b>	<b>711,988</b>				<b>760,913</b>

<b>Funding Sources</b>	<b>2022</b>	<b>2023</b>	<b>2024</b>	<b>2025</b>	<b>2026</b>	<b>Total</b>
Waste Water Fund	48,925	711,988				760,913
<b>Total</b>	<b>48,925</b>	<b>711,988</b>				<b>760,913</b>



# Capital Improvement Plan

## City of Northfield, Minnesota

2022 *thru* 2026

**Department** Wastewater Division  
**Contact** Public Works Director  
**Type** Equipment  
**Useful Life** 20 years  
**Category** Capital Improvement Plan (CI)  
**Priority** 3 Important

<b>Project #</b>	WW-2022-005
<b>Project Name</b>	HVAC Equipment Replacement

<b>Description</b>	<b>Total Project Cost:</b> \$227,364
Replacement of MAU-5.	

<b>Justification</b>
The MAU-5 replacement upgrade was identified in the 2015 WWTP Facility Study.

Expenditures	2022	2023	2024	2025	2026	Total
Planning/Design	22,197	22,196				44,393
Construction/Maintenance		182,971				182,971
<b>Total</b>	<b>22,197</b>	<b>205,167</b>				<b>227,364</b>

Funding Sources	2022	2023	2024	2025	2026	Total
Waste Water Fund	22,197	205,167				227,364
<b>Total</b>	<b>22,197</b>	<b>205,167</b>				<b>227,364</b>



# Capital Improvement Plan

## City of Northfield, Minnesota

2022 *thru* 2026

**Department** Wastewater Division  
**Contact** Public Works Director  
**Type** Improvement  
**Useful Life** 20 years  
**Category** Capital Improvement Plan (CI)  
**Priority** 3 Important

<b>Project #</b>	WW-2023-002
<b>Project Name</b>	Rooftop Solar

<b>Description</b>	<b>Total Project Cost:</b> \$397,838
Installation of solar panels on the wwtp roofs.	

<b>Justification</b>
This will reduce the carbon footprint of the City's WWTP and will help the City move towards the Carbon Free by 2040 goal.

Expenditures	2022	2023	2024	2025	2026	Total
Construction/Maintenance		397,838				397,838
<b>Total</b>		<b>397,838</b>				<b>397,838</b>

Funding Sources	2022	2023	2024	2025	2026	Total
Waste Water Fund		397,838				397,838
<b>Total</b>		<b>397,838</b>				<b>397,838</b>



# Capital Improvement Plan

## City of Northfield, Minnesota

2022 *thru* 2026

**Department** Wastewater Division  
**Contact** Public Works Director  
**Type** Facility  
**Useful Life** 20 years  
**Category** Capital Improvement Plan (CI)  
**Priority** 3 Important

**Project #** WW-2023-004  
**Project Name** BAF Roof Replacement

**Total Project Cost:** \$339,488

### Description

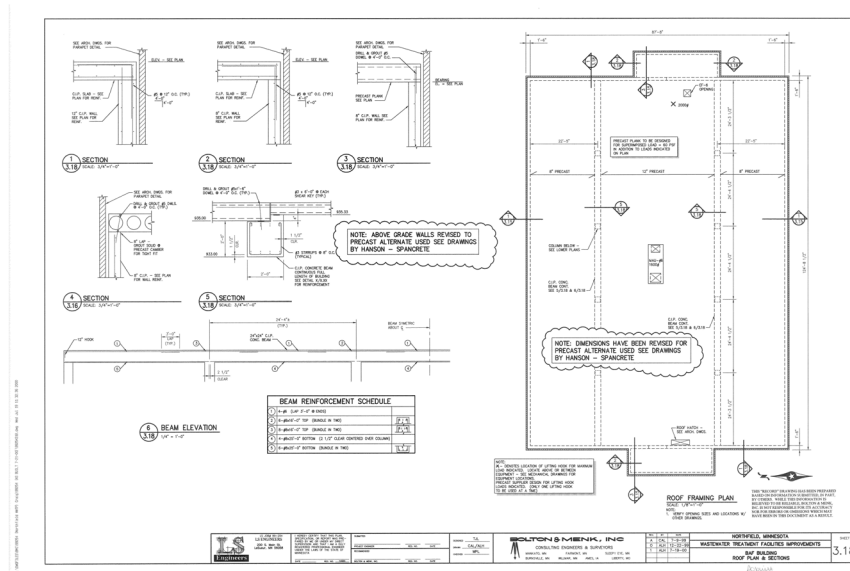
Replacement of the BAF Roof.

### Justification

The BAF roof replacement upgrade was identified in the 2015 WWTP Facility Study.

Expenditures	2022	2023	2024	2025	2026	Total
Construction/Maintenance		339,488				339,488
<b>Total</b>		<b>339,488</b>				<b>339,488</b>

Funding Sources	2022	2023	2024	2025	2026	Total
Waste Water Fund		339,488				339,488
<b>Total</b>		<b>339,488</b>				<b>339,488</b>



# Capital Improvement Plan

## City of Northfield, Minnesota

2022 *thru* 2026

**Department** Wastewater Division  
**Contact** Public Works Director  
**Type** Facility  
**Useful Life** 20 years  
**Category** Capital Improvement Plan (CI)  
**Priority** 3 Important

**Project #** WW-2023-005  
**Project Name** UV Disinfection Roof Replacement

**Total Project Cost:** \$37,132

### Description

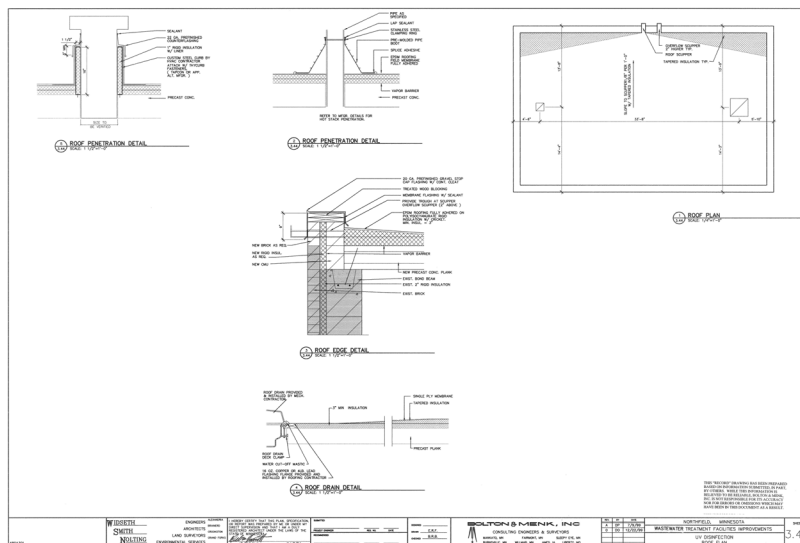
Replacement of the UV disinfection roof.

### Justification

The UV disinfection roof replacement upgrade was identified in the 2015 WWTP Facility Study.

Expenditures	2022	2023	2024	2025	2026	Total
Construction/Maintenance		37,132				37,132
<b>Total</b>		<b>37,132</b>				<b>37,132</b>

Funding Sources	2022	2023	2024	2025	2026	Total
Waste Water Fund		37,132				37,132
<b>Total</b>		<b>37,132</b>				<b>37,132</b>





# Capital Improvement Plan

## City of Northfield, Minnesota

2022 *thru* 2026

**Department** Wastewater Division  
**Contact** Public Works Director  
**Type** Facility  
**Useful Life** 20 years  
**Category** Capital Improvement Plan (CI)  
**Priority** 3 Important

**Project #** WW-2023-006  
**Project Name** Pretreatment Roof Replacement

**Total Project Cost:** \$371,315

### Description

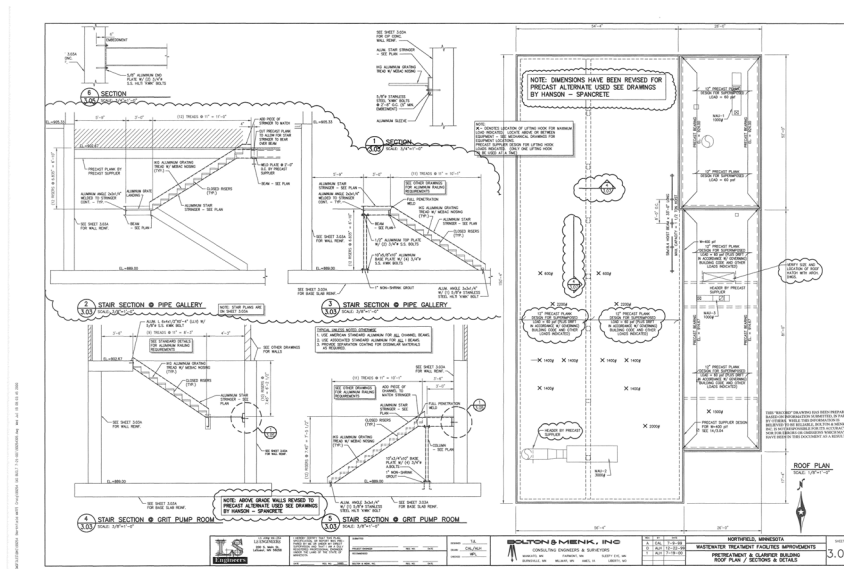
Replacement of the Pretreatment Building Roof.

### Justification

The BAF roof replacement upgrade was identified in the 2015 WWTP Facility Study.

Expenditures	2022	2023	2024	2025	2026	Total
Construction/Maintenance		371,315				371,315
<b>Total</b>		<b>371,315</b>				<b>371,315</b>

Funding Sources	2022	2023	2024	2025	2026	Total
Waste Water Fund		371,315				371,315
<b>Total</b>		<b>371,315</b>				<b>371,315</b>



# Capital Improvement Plan

## City of Northfield, Minnesota

2022 *thru* 2026

**Department** Wastewater Division  
**Contact** Public Works Director  
**Type** Unassigned  
**Useful Life** 20 years  
**Category** Capital Improvement Plan (CI)  
**Priority** 3 Important

<b>Project #</b>	<b>WW-2023-007</b>
<b>Project Name</b>	<b>Primary Clarification</b>

<b>Description</b>	<b>Total Project Cost: \$375,559</b>
Replacement of the primary clarification longitudinal collector chain, drive chain, headshaft assembly, sprockets and wear strips.	

<b>Justification</b>
This was identified in the 2021 Facility Study.

Expenditures	2022	2023	2024	2025	2026	Total
Construction/Maintenance		375,559				375,559
<b>Total</b>		<b>375,559</b>				<b>375,559</b>

Funding Sources	2022	2023	2024	2025	2026	Total
Waste Water Fund		375,559				375,559
<b>Total</b>		<b>375,559</b>				<b>375,559</b>





# Capital Improvement Plan

## City of Northfield, Minnesota

2022 *thru* 2026

**Department** Wastewater Division  
**Contact** Public Works Director  
**Type** Maintenance  
**Useful Life** 25 years  
**Category** Capital Improvement Plan (CI)  
**Priority** 3 Important

<b>Project #</b>	<b>WW-2023-008</b>
<b>Project Name</b>	<b>Operations Building Roof Replacement</b>

<b>Description</b>	<b>Total Project Cost: \$61,532</b>
Replacement of the operations building roof based on the City Council adopted 2016 Facility Study.	

<b>Justification</b>	

<b>Expenditures</b>	<b>2022</b>	<b>2023</b>	<b>2024</b>	<b>2025</b>	<b>2026</b>	<b>Total</b>
Construction/Maintenance		61,532				61,532
<b>Total</b>		<b>61,532</b>				<b>61,532</b>

<b>Funding Sources</b>	<b>2022</b>	<b>2023</b>	<b>2024</b>	<b>2025</b>	<b>2026</b>	<b>Total</b>
Waste Water Fund		61,532				61,532
<b>Total</b>		<b>61,532</b>				<b>61,532</b>



# Capital Improvement Plan

## City of Northfield, Minnesota

2022 *thru* 2026

**Department** Wastewater Division  
**Contact** Public Works Director  
**Type** Equipment  
**Useful Life** 25 years  
**Category** Capital Improvement Plan (CI)  
**Priority** 1 Critical

<b>Project #</b>	WW-2026-001
<b>Project Name</b>	WWTP Generator Replacement

<b>Description</b>	<b>Total Project Cost:</b> \$695,564
Replace the 2000 WWTP generator.	

<b>Justification</b>
This is the useful life of the generator and is needed to operator during emergencies when power is out.

Expenditures	2022	2023	2024	2025	2026	Total
Equip/Vehicles/Furnishings					695,564	695,564
<b>Total</b>					<b>695,564</b>	<b>695,564</b>

Funding Sources	2022	2023	2024	2025	2026	Total
Waste Water Fund					695,564	695,564
<b>Total</b>					<b>695,564</b>	<b>695,564</b>



# Capital Improvement Plan

## City of Northfield, Minnesota

2022 *thru* 2026

**Department** Wastewater Division  
**Contact** Public Works Director  
**Type** Improvement  
**Useful Life** 20 years  
**Category** Capital Improvement Plan (CI)  
**Priority** 3 Important

<b>Project #</b>	<b>WW-2026-002</b>
<b>Project Name</b>	<b>Preliminary Treatment</b>

<b>Description</b>	<b>Total Project Cost: \$347,782</b>
Replacement of preliminary treatment equipment.	

<b>Justification</b>
Project was identified in the 2021 Facility Study.

Expenditures	2022	2023	2024	2025	2026	Total
Construction/Maintenance					347,782	347,782
<b>Total</b>					<b>347,782</b>	<b>347,782</b>

Funding Sources	2022	2023	2024	2025	2026	Total
Waste Water Fund					347,782	347,782
<b>Total</b>					<b>347,782</b>	<b>347,782</b>



# Capital Improvement Plan

## City of Northfield, Minnesota

2022 *thru* 2026

**Department** Wastewater Division  
**Contact** Public Works Director  
**Type** Improvement  
**Useful Life** 20 years  
**Category** Capital Improvement Plan (CI)  
**Priority** 3 Important

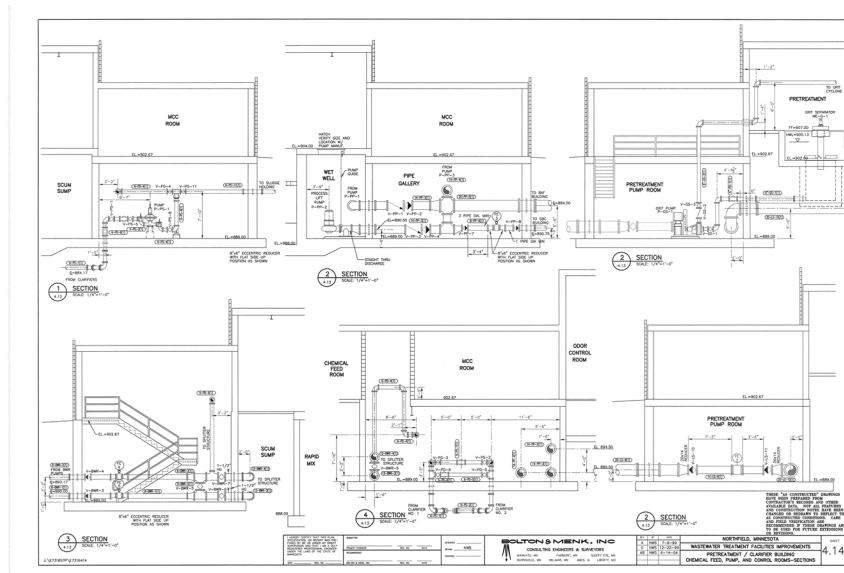
<b>Project #</b>	<b>WW-2026-003</b>
<b>Project Name</b>	<b>Process Lift Pumps</b>

<b>Description</b>	<b>Total Project Cost: \$243,448</b>
Replacement of 3 process lift pumps and variable frequency drives.	

<b>Justification</b>
Project was identified in 2021 Facility Study.

Expenditures	2022	2023	2024	2025	2026	Total
Construction/Maintenance					243,448	243,448
<b>Total</b>					<b>243,448</b>	<b>243,448</b>

Funding Sources	2022	2023	2024	2025	2026	Total
Waste Water Fund					243,448	243,448
<b>Total</b>					<b>243,448</b>	<b>243,448</b>



# Capital Improvement Plan

## City of Northfield, Minnesota

2022 *thru* 2026

**Department** Water Division  
**Contact** Public Works Director  
**Type** Land  
**Useful Life** 40 years  
**Category** Capital Improvement Plan (CI)  
**Priority** 4 Less Important

<b>Project #</b>	<b>W-2022-002</b>
<b>Project Name</b>	<b>Land Acquisition for Water Tank in NW Area</b>

<b>Description</b>	<b>Total Project Cost: \$250,000</b>
Acquire land in northwest annexation area for future water tank. The tower site would need to be roughly 5 acres in size.	

<b>Justification</b>
Service enterprise park in the in NW annexation area.

Expenditures	2022	2023	2024	2025	2026	Total
Land Acquisition	250,000					250,000
<b>Total</b>	<b>250,000</b>					<b>250,000</b>

Funding Sources	2022	2023	2024	2025	2026	Total
Water Fund	250,000					250,000
<b>Total</b>	<b>250,000</b>					<b>250,000</b>



# Capital Improvement Plan

## City of Northfield, Minnesota

2022 *thru* 2026

**Department** Water Division  
**Contact** Public Works Director  
**Type** Improvement  
**Useful Life**  
**Category** Capital Improvement Plan (CI)  
**Priority** n/a

**Project #** W-2022-003  
**Project Name** Drinking Water Treatment Plant

### Description

**Total Project Cost:** \$33,450,000

Implementation of the recommendations within the water system study are planned for this project. This will include the land acquisition, site layout, soil boring, design work and other items for the construction of a Drinking Water Treatment Plant.

### Justification

The drinking water treatment plant will provide safe drinking water tro all residents.

Expenditures	2022	2023	2024	2025	2026	Total
Planning/Design	1,000,000					1,000,000
Construction/Maintenance		32,450,000				32,450,000
<b>Total</b>	<b>1,000,000</b>	<b>32,450,000</b>				<b>33,450,000</b>

Funding Sources	2022	2023	2024	2025	2026	Total
Water Fund	1,000,000	32,450,000				33,450,000
<b>Total</b>	<b>1,000,000</b>	<b>32,450,000</b>				<b>33,450,000</b>



# Capital Improvement Plan

## City of Northfield, Minnesota

2022 *thru* 2026

**Department** Water Division

**Contact** Public Works Director

**Type** Equipment

**Useful Life** 25 years

**Category** Capital Improvement Plan (CI)

**Priority** 2 Very Important

**Project #** W-2023-002

**Project Name** Well No. 03 MCC Replacement

**Total Project Cost:** \$200,000

### Description

Replacement of well no. 3 motor control center (MCC) and SCADA components.

### Justification

The Well No. 3 MCC is an original piece of equipment from 1970. The equipment replaced will be all of the SCADA equipment, the electrical system and the control will be updated.

Expenditures	2022	2023	2024	2025	2026	Total
Construction/Maintenance		200,000				200,000
<b>Total</b>		<b>200,000</b>				<b>200,000</b>

Funding Sources	2022	2023	2024	2025	2026	Total
Water Fund		200,000				200,000
<b>Total</b>		<b>200,000</b>				<b>200,000</b>



# Capital Improvement Plan

## City of Northfield, Minnesota

2022 *thru* 2026

**Department** Water Division  
**Contact** Public Works Director  
**Type** Improvement  
**Useful Life** 20 years  
**Category** Capital Improvement Plan (CI)  
**Priority** 3 Important

<b>Project #</b>	<b>W-2023-003</b>
<b>Project Name</b>	<b>Well No. 03 Generator Replacement</b>

<b>Description</b>	<b>Total Project Cost: \$120,000</b>
Replace the existing generator.	

<b>Justification</b>
This is the end of the generators useful life.

Expenditures	2022	2023	2024	2025	2026	Total
Equip/Vehicles/Furnishings		120,000				120,000
<b>Total</b>		<b>120,000</b>				<b>120,000</b>

Funding Sources	2022	2023	2024	2025	2026	Total
Water Fund		120,000				120,000
<b>Total</b>		<b>120,000</b>				<b>120,000</b>





# Capital Improvement Plan

## City of Northfield, Minnesota

2022 *thru* 2026

**Department** Water Division  
**Contact** Public Works Director  
**Type** Improvement  
**Useful Life** 20 years  
**Category** Capital Improvement Plan (CI)  
**Priority** 3 Important

<b>Project #</b>	<b>W-2024-002</b>
<b>Project Name</b>	<b>Well No. 04 Generator Replacement</b>

<b>Description</b>	<b>Total Project Cost: \$120,000</b>
Replace the existing generator.	

<b>Justification</b>
This is the end of the generators useful life.

Expenditures	2022	2023	2024	2025	2026	Total
Equip/Vehicles/Furnishings			120,000			120,000
<b>Total</b>			<b>120,000</b>			<b>120,000</b>

Funding Sources	2022	2023	2024	2025	2026	Total
Water Fund			120,000			120,000
<b>Total</b>			<b>120,000</b>			<b>120,000</b>



# Capital Improvement Plan

## City of Northfield, Minnesota

2022 *thru* 2026

**Department** Water Division  
**Contact** Public Works Director  
**Type** Equipment  
**Useful Life** 25 years  
**Category** Capital Improvement Plan (CI)  
**Priority** 2 Very Important

**Project #** W-2024-003  
**Project Name** Well No. 04 MCC Replacement

### Description

**Total Project Cost:** \$200,000

Replacement of well no. 4 motor control center (MCC) and SCADA components.

### Justification

The Well No. 4 MCC is an original piece of equipment from 1977. The equipment replaced will be all of the SCADA equipment, the electrical system and the control will be updated.

Expenditures	2022	2023	2024	2025	2026	Total
Construction/Maintenance			200,000			200,000
<b>Total</b>			<b>200,000</b>			<b>200,000</b>

Funding Sources	2022	2023	2024	2025	2026	Total
Water Fund			200,000			200,000
<b>Total</b>			<b>200,000</b>			<b>200,000</b>



# Capital Improvement Plan

## City of Northfield, Minnesota

2022 *thru* 2026

**Department** Water Division  
**Contact** Public Works Director  
**Type** Maintenance  
**Useful Life** 20 years  
**Category** Capital Improvement Plan (CI)  
**Priority** 3 Important

**Project #** W-2026-002  
**Project Name** Hall Ave. Elevated Tank Painting

### Description

**Total Project Cost:** \$1,000,000

Total sand blast and repaint the inside and outside of the storage tank.

### Justification

This extends the useful life of the tank structure.

Expenditures	2022	2023	2024	2025	2026	Total
Construction/Maintenance					1,000,000	1,000,000
<b>Total</b>					<b>1,000,000</b>	<b>1,000,000</b>

Funding Sources	2022	2023	2024	2025	2026	Total
Water Fund					1,000,000	1,000,000
<b>Total</b>					<b>1,000,000</b>	<b>1,000,000</b>

