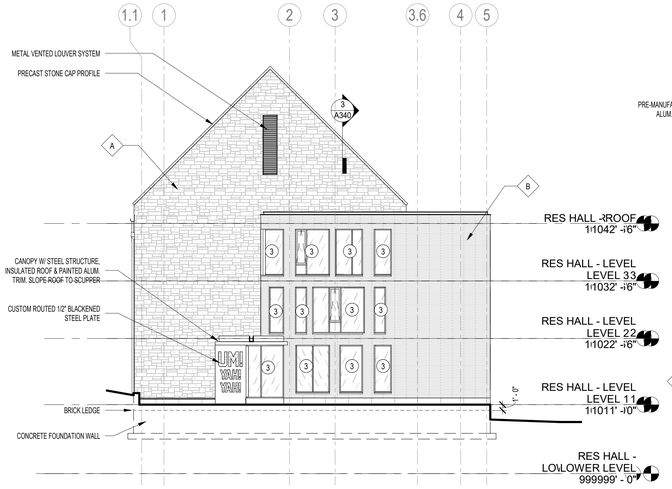

PERCENT GLAZED: 16.1%

8 EXTERIOR ELEVATION - WING 1 WEST
3/32" = 1'-0"

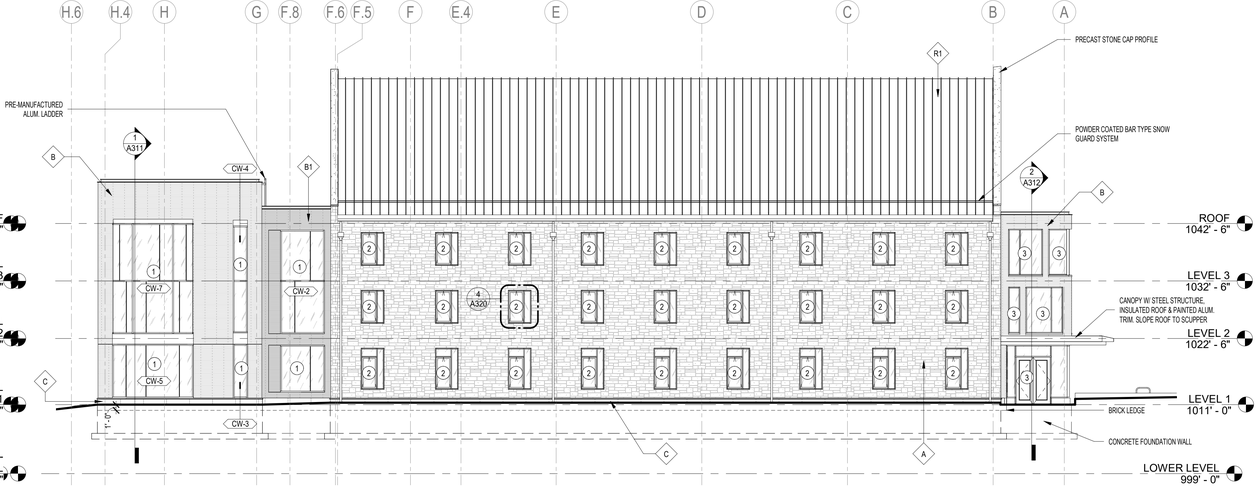

PERCENT GLAZED: 27.5%

4 EXTERIOR ELEVATION - WING 1 NORTH
3/32" = 1'-0"

KEYNOTES - EXTERIOR ELEVATION

EXTERIOR WALL TYPES

A
- 3-5/8" MANUFACTURED CALCIUM SILICATE FULL BED STONE - BASIS-OF-DESIGN ARRISCRAFT LAURIER
- 2" AIR SPACE
- 2 1/2" ALUMINUM FACED POLYISOCYANURATE INSULATION - BASIS-OF-DESIGN: DUPONT THERMAX XARMOR
- 6" COLD FORMED METAL STUD FRAMING
- 1 1/2" (MINIMUM) CLOSED CELL SPRAY FOAM INSULATION AT STUD CAVITY

REFER TO A/A040 FOR TYPICAL DETAIL DRAWING

B
- 3-5/8" MANUFACTURED CALCIUM SILICATE LINEAR BRICK - BASIS-OF-DESIGN: ARRISCRAFT LINEAR SERIES BRICK COLOR: MAHOGANY
- 2" AIR SPACE
- 2 1/2" ALUMINUM FACED POLYISOCYANURATE INSULATION - BASIS-OF-DESIGN: DUPONT THERMAX XARMOR
- 6" COLD FORMED METAL STUD FRAMING
- 1 1/2" (MINIMUM) CLOSED CELL SPRAY FOAM INSULATION AT STUD CAVITY

REFER TO B/A040 FOR TYPICAL DETAIL DRAWING

B1
- 3-5/8" MANUFACTURED CALCIUM SILICATE LINEAR BRICK - BASIS-OF-DESIGN: ARRISCRAFT LINEAR SERIES BRICK COLOR: OBSIDIAN
- 2" AIR SPACE
- 2 1/2" ALUMINUM FACED POLYISOCYANURATE INSULATION - BASIS-OF-DESIGN: DUPONT THERMAX XARMOR
- 6" COLD FORMED METAL STUD FRAMING
- 1 1/2" (MINIMUM) CLOSED CELL SPRAY FOAM INSULATION AT STUD CAVITY

REFER TO B/A040 FOR TYPICAL DETAIL DRAWING

C
- CLASS III LIMESTONE BASE COURSE

REFER TO B/A040 FOR TYPICAL DETAIL DRAWING

EXTERIOR ROOF TYPES

R1
- 18" ALUMINUM STANDING SEAM METAL ROOFING SYSTEM - BASIS-OF-DESIGN: FIRESTONE UNA-CLAD UC-14 ARCHITECTURAL METAL ROOFING

EXTERIOR GLAZING TYPES

1
- HORIZONTALLY CAPTURED CURTAINWALL SYSTEM, 1" INSULATED GLAZING UNITS W/ LOW-E COATING. BASIS-OF-DESIGN: WAUSAU SUPERWALL SSG W/ VITRO SOLARBAN 60 GLAZING

2
- EXTRUDED ALUMINUM WINDOW WINDOW SYSTEM, 1" INSULATED GLAZING UNITS W/ LOW-E COATING - ROTO CRANK OPERABLE VENTED AWNINGS AS NOTED. BASIS-OF-DESIGN: WASAU - INVENT XLT SERIES W/ VITRO SOLARBAN 60 GLAZING

3
- EXTERIOR ALUMINUM STOREFRONT SYSTEM SYSTEM, 1" INSULATED GLAZING UNITS W/ LOW E COATING. BASIS-OF-DESIGN: TUBELITE 14000 SERIES W/ VITRO SOLARBAN 60 GLAZING. OPERABLE UNITS INDICATED ON ELEVATIONS

CW-# - CURTAINWALL TAG - REFER TO A650 SERIES FOR ENLARGED CURTAINWALL ELEVATIONS

PERCENT GLAZED FOR WHOLE BUILDING : 19.7%

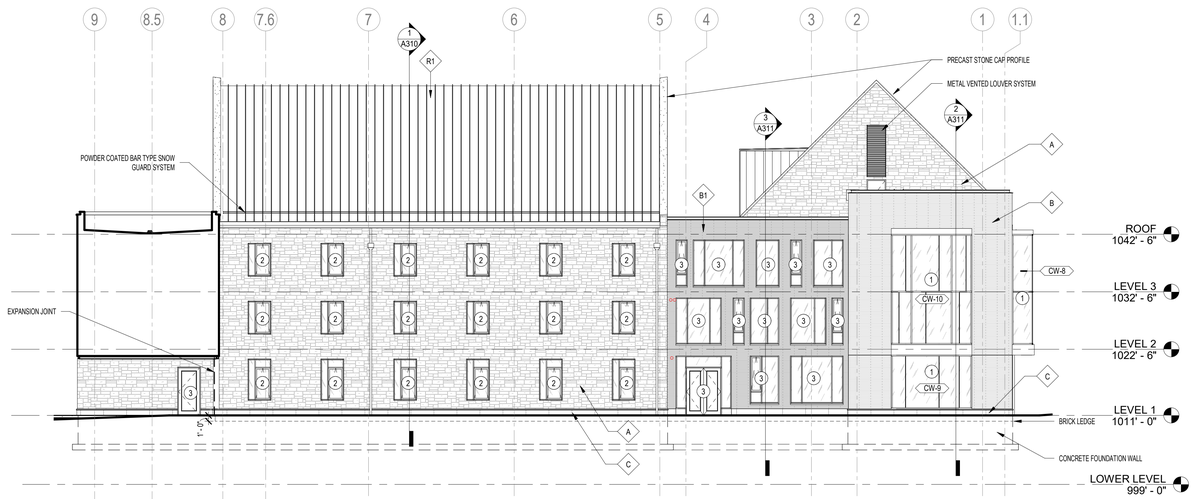

PERCENT GLAZED: 27.1%

7 EXTERIOR ELEVATION - WING 2 EAST
3/32" = 1'-0"

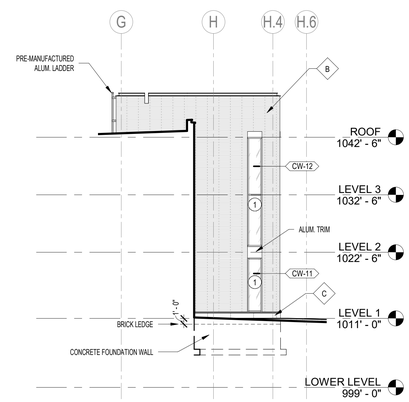

PERCENT GLAZED: 10.6%

3 EXTERIOR ELEVATION - PARTIAL SOUTH TOWER
3/32" = 1'-0"

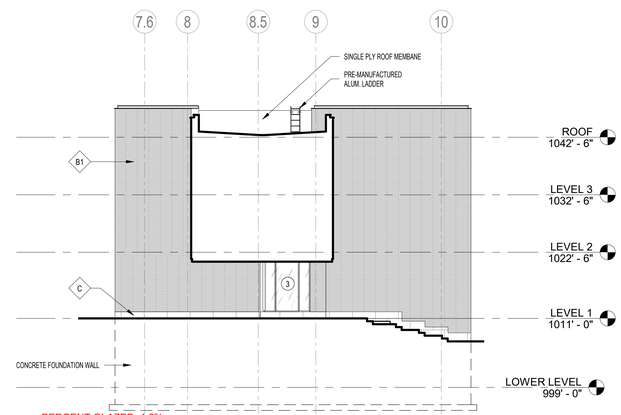

PERCENT GLAZED: 4.6%

2 EXTERIOR ELEVATION - WING 3 WEST
3/32" = 1'-0"

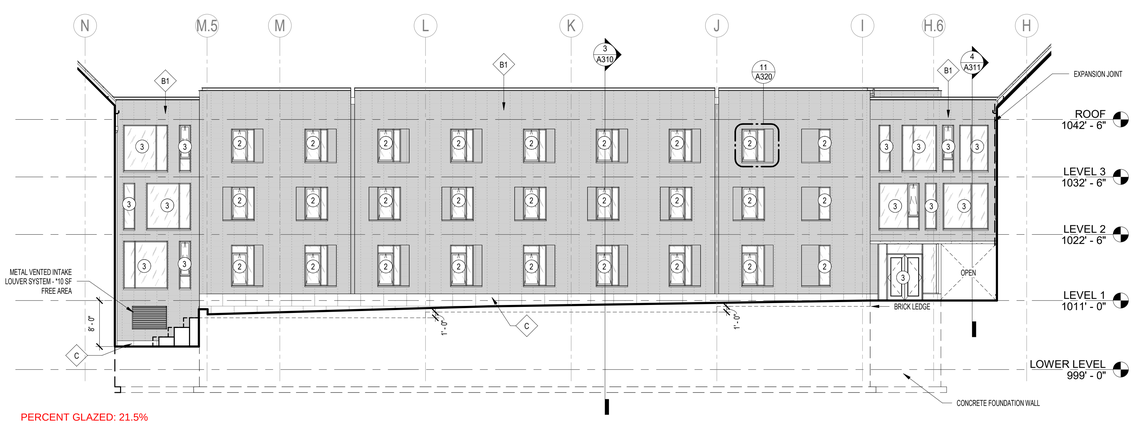

PERCENT GLAZED: 21.5%

6 EXTERIOR ELEVATION - WING 3 NORTH
3/32" = 1'-0"

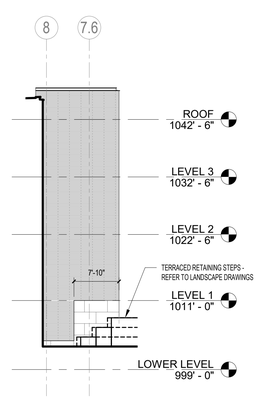

PERCENT GLAZED: 0.0%

5 EXTERIOR ELEVATION - WING 3 PARTIAL
3/32" = 1'-0"

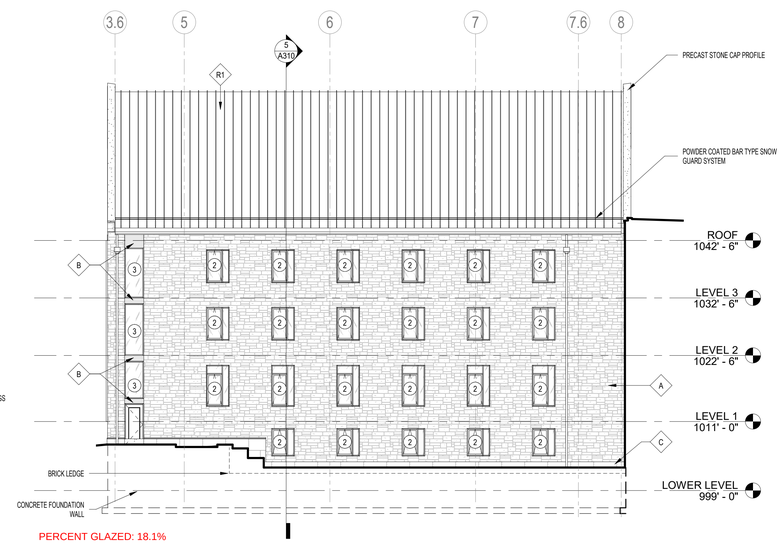

PERCENT GLAZED: 18.1%

1 EXTERIOR ELEVATION - WING 4 WEST
3/32" = 1'-0"

WORKSHOP
WORKSHOP ARCHITECTS, INC

ARCHITECT
WORKSHOP ARCHITECTS
201 E PITTSHBURGH AVENUE, SUITE 301
MILWAUKEE, WI 53204
414.272.8822
WWW.WORKSHOPARCHITECTS.COM

ST. OLAF COLLEGE

PROJECT:
OLE AVENUE PROJECT
RESIDENCE HALL

ADDRESS:
1520 ST OLAF AVENUE
NORTHFIELD, MN 55057

ISSUANCE HISTORY - THIS SHEET

△NO.	DESCRIPTION	DATE

WSA PROJECT #: 19-270

DATE: October 12, 2020

ISSUED FOR ZONING- SITE PLAN REVIEW

EXTERIOR ELEVATIONS

FOR REFERENCE ONLY

A200

© COPYRIGHT WORKSHOP ARCHITECTS, INC.

10/9/2020 2:49:49 PM

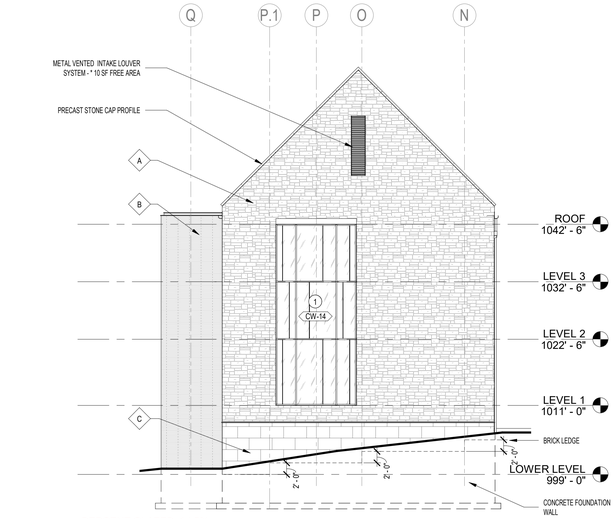

PERCENT GLAZED: 14.5%

2 EXTERIOR ELEVATION - WING 4 NORTH
3/32" = 1'-0"

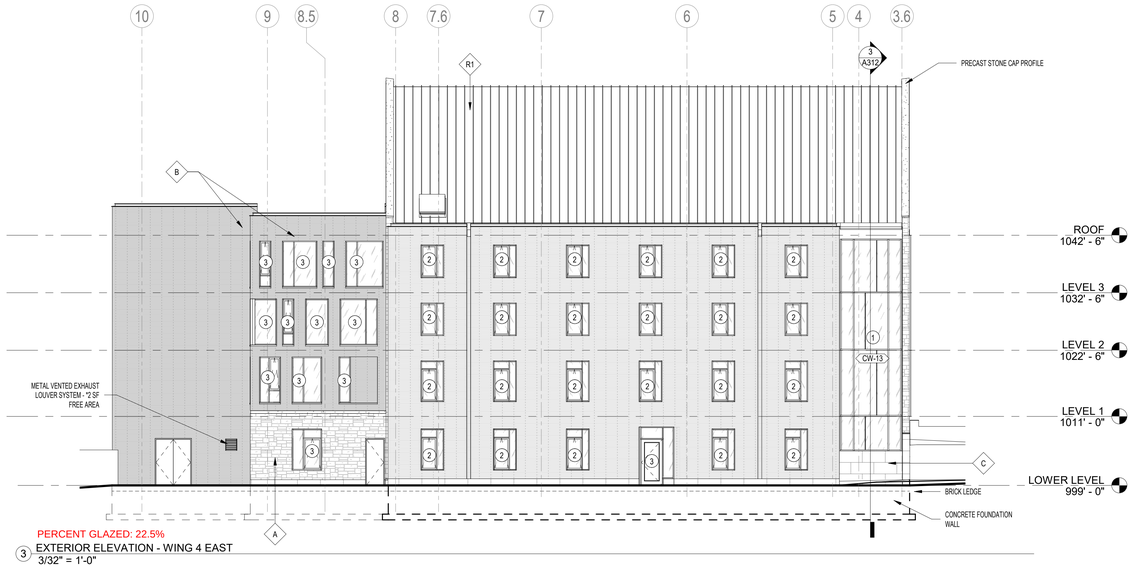

PERCENT GLAZED: 22.5%

3 EXTERIOR ELEVATION - WING 4 EAST
3/32" = 1'-0"

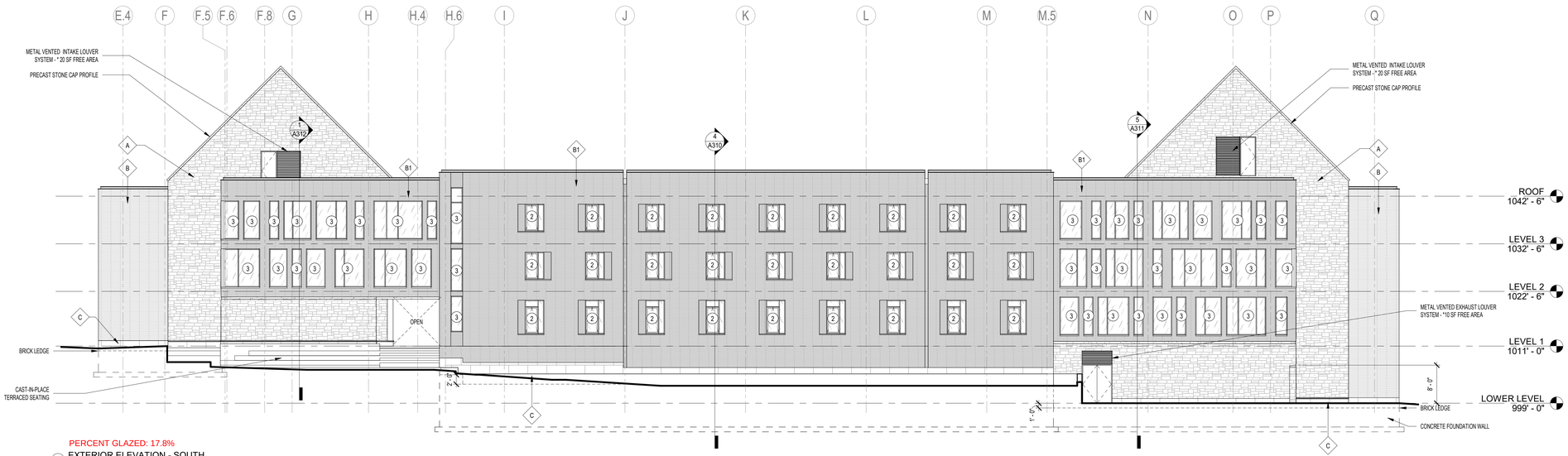

PERCENT GLAZED: 17.8%

1 EXTERIOR ELEVATION - SOUTH
3/32" = 1'-0"

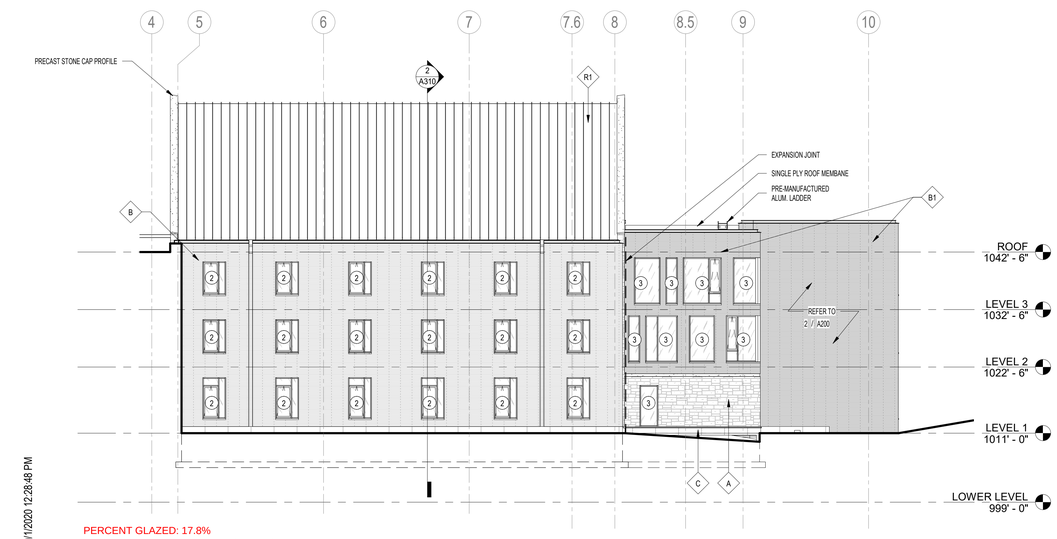

PERCENT GLAZED: 17.8%

4 EXTERIOR ELEVATION - WING 2 WEST
3/32" = 1'-0"

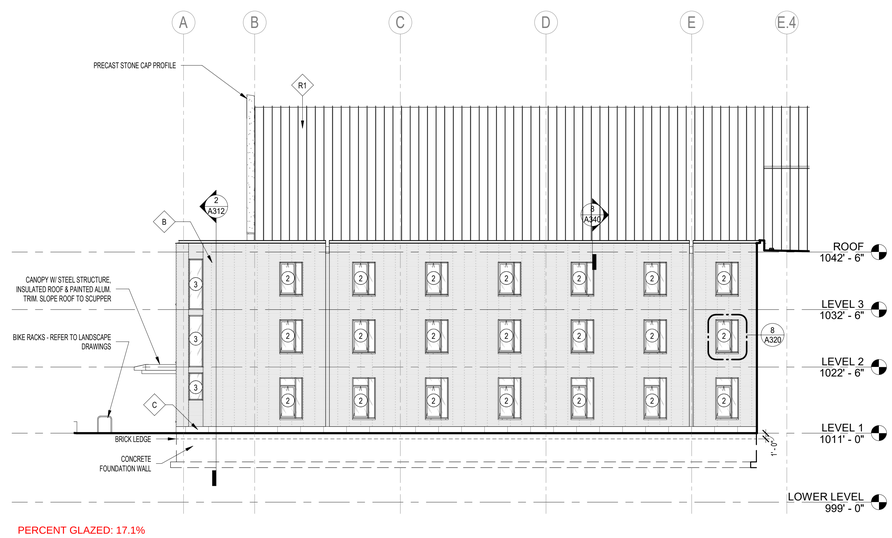

PERCENT GLAZED: 17.1%

5 EXTERIOR ELEVATION - WING 1 SOUTH
3/32" = 1'-0"

10/1/2020 12:28:48 PM

KEYNOTES - EXTERIOR ELEVATION

EXTERIOR WALL TYPES

A
- 3 5/8" MANUFACTURED CALCIUM SILICATE FULL BED STONE - BASIS-OF-DESIGN ARRISCRAFT LAURIER
- 2" AIR SPACE
- 2 1/2" ALUMINUM FACED POLYISOCYANURATE INSULATION - BASIS-OF-DESIGN: DUPONT THERMAX XARMOR
- 6" COLD FORMED METAL STUD FRAMING
- 1 1/2" (MINIMUM) CLOSED CELL SPRAY FOAM INSULATION AT STUD CAVITY

REFER TO A/A040 FOR TYPICAL DETAIL DRAWING

B
- 3 5/8" MANUFACTURED CALCIUM SILICATE LINEAR BRICK - BASIS-OF-DESIGN: ARRISCRAFT LINEAR SERIES BRICK COLOR: MAHOGANY
- 2" AIR SPACE
- 2 1/2" ALUMINUM FACED POLYISOCYANURATE INSULATION - BASIS-OF-DESIGN: DUPONT THERMAX XARMOR
- 6" COLD FORMED METAL STUD FRAMING
- 1 1/2" (MINIMUM) CLOSED CELL SPRAY FOAM INSULATION AT STUD CAVITY

REFER TO B/A040 FOR TYPICAL DETAIL DRAWING

B1
- 3 5/8" MANUFACTURED CALCIUM SILICATE LINEAR BRICK - BASIS-OF-DESIGN: ARRISCRAFT LINEAR SERIES BRICK COLOR: OBSIDIAN
- 2" AIR SPACE
- 2 1/2" ALUMINUM FACED POLYISOCYANURATE INSULATION - BASIS-OF-DESIGN: DUPONT THERMAX XARMOR
- 6" COLD FORMED METAL STUD FRAMING
- 1 1/2" (MINIMUM) CLOSED CELL SPRAY FOAM INSULATION AT STUD CAVITY

REFER TO B/A040 FOR TYPICAL DETAIL DRAWING

C
- CLASS III LIMESTONE BASE COURSE

REFER TO B/A040 FOR TYPICAL DETAIL DRAWING

EXTERIOR ROOF TYPES

R1
- 18" ALUMINUM STANDING SEAM METAL ROOFING SYSTEM - BASIS-OF-DESIGN: FIRESTONE UNA-CLAD UC-14 ARCHITECTURAL METAL ROOFING

EXTERIOR GLAZING TYPES

1
- HORIZONTALLY CAPTURED CURTAINWALL SYSTEM. 1" INSULATED GLAZING UNITS W/ LOW-E COATING. BASIS-OF-DESIGN: WAUSAU SUPERWALL SSG W/ VITRO SOLARBAN 60 GLAZING

2
- EXTRUDED ALUMINUM WINDOW WINDOW SYSTEM. 1" INSULATED GLAZING UNITS W/ LOW-E COATING - ROTO CRANK OPERABLE VENTED AWNINGS AS NOTED. BASIS-OF-DESIGN: WASAU - INVENT XLT SERIES W/ VITRO SOLARBAN 60 GLAZING

3
- EXTERIOR ALUMINUM STOREFRONT SYSTEM SYSTEM. 1" INSULATED GLAZING UNITS W/ LOW E COATING. BASIS-OF-DESIGN: TUBELITE 14000 SERIES W/ VITRO SOLARBAN 60 GLAZING. OPERABLE UNITS INDICATED ON ELEVATIONS

CW-#
- CURTAINWALL TAG - REFER TO A650 SERIES FOR ENLARGED CURTAINWALL ELEVATIONS

PERCENT GLAZED FOR WHOLE BUILDING : 19.7%

WORKSHOP
WORKSHOP ARCHITECTS, INC

ARCHITECT
WORKSHOP ARCHITECTS
201 E PITTSHBURGH AVENUE, SUITE 301
MILWAUKEE, WI 53204
414.272.8822
WWW.WORKSHOPARCHITECTS.COM

ST. OLAF COLLEGE

PROJECT:
OLE AVENUE PROJECT
RESIDENCE HALL

ADDRESS:
1520 ST OLAF AVENUE
NORTHFIELD, MN 55057

ISSUANCE HISTORY - THIS SHEET

△NO.	DESCRIPTION	DATE

WSA PROJECT #: 19-270

DATE: October 12, 2020

ISSUED FOR ZONING- SITE PLAN REVIEW

EXTERIOR ELEVATIONS

FOR REFERENCE ONLY

A201

© COPYRIGHT WORKSHOP ARCHITECTS, INC.