

2020-2024
Capital
Improvement
Plan



City of Northfield, Minnesota

Capital Improvement Plan

2020 thru 2024

PROJECTS BY DEPARTMENT

Department	Project #	2020	2021	2022	2023	2024	Total
City Facilities							
City Hall - Council Chamber Carpet	F-2020-001	15,000					15,000
City Hall Boiler replacement	F-2021-002		150,000				150,000
City Facilities Total		15,000	150,000				165,000
Engineering Division							
2019 TH 246 & Jefferson Parkway	E-2019-003	1,860,000					1,860,000
2020 Mill and Overlay	E-2020-002	3,673,042					3,673,042
2020 Seal Coat/Crack Fill Project	E-2020-003	57,616					57,616
2021 Mayflower Hill Reclamation	E-2021-002		2,404,953				2,404,953
2021 Seal Coat/Crack Fill Project	E-2021-003		130,043				130,043
TH 3 Frontage Road Mill and Overlay	E-2021-004		888,017				888,017
NW Area Mill and Overlay	E-2022-001			3,523,818			3,523,818
2022 Seal Coat/Crack Fill Project	E-2022-002			106,197			106,197
Southwest Area Reclamation	E-2023-001				1,788,302		1,788,302
2023 Mill and Overlay Project	E-2023-002				4,506,443		4,506,443
2024 College & Winona Street Reconstruction	E-2024-001					3,019,822	3,019,822
2024 Water Street South Reconstruction	E-2024-002					1,522,217	1,522,217
Wall Street Road Reconstruction	E-2024-003					3,126,693	3,126,693
Engineering Division Total		5,590,658	3,423,013	3,630,015	6,294,745	7,668,732	26,607,163
Park Division							
Riverside Park Playground Replacement	P-2022-001			120,000			120,000
Park Division Total				120,000			120,000
Stormwater Division							
Hills #3, Cannon & Locust Pond Dredging	SW-2024-001				597,652		597,652
Golf Course, Parmeadow Park #1 & #3 Pond Dredging	SW-2020-001	690,477					690,477
West Riverwall Floodwall Extension	SW-2021-001				2,000,000		2,000,000
Prairie Hills #1 and Hidden Valley Pond Dredging	SW-2022-001			789,610			789,610
Stormwater Division Total		690,477		789,610	2,000,000	597,652	4,077,739
Street Division							
SALT STORAGE BUILDING	ST-2021-003		275,000				275,000
Street Division Total			275,000				275,000
Wastewater Division							
Babcock Generator	WW-2020-002	200,000					200,000
MAU-2 Pretreatment Replacment	WW-2020-003	53,147					53,147
In-line Phosphorous Analyzer	WW-2020-004	70,000					70,000
Biosolids Liquid Storage	WW-2021-002		1,193,844				1,193,844
BioSolids Cake Storage	WW-2021-003		711,563				711,563

Department	Project #	2020	2021	2022	2023	2024	Total	
SCADA Upgrade	WW-2021-004		1,622,500				1,622,500	
MAU-5 Replacement	WW-2021-006		24,345				24,345	
UV Disinfection Roof Replacement	WW-2021-007		34,500				34,500	
Shop Radiant Heaters	WW-2021-008		20,000				20,000	
Operations Building Roof Replacement	WW-2021-009		106,000				106,000	
Influent Lift Pumps Replacement	WW-2021-010		1,372,594				1,372,594	
BAF Roof Replacement	WW-2022-001			324,500			324,500	
MAU-6 Replacement	WW-2022-002			62,172			62,172	
Pretreatment Roof Replacement	WW-2022-003			359,900			359,900	
BAF Blower Replacements	WW-2022-004			843,975			843,975	
MAU-1 Replacement	WW-2023-002				29,938		29,938	
MAU-2 Replacement	WW-2024-001					61,611	61,611	
Wastewater Division Total			323,147	5,085,346	1,590,547	29,938	61,611	7,090,589
Water Division								
St. Olaf South Ground Storage Tank Maintenance	W-2020-002	300,000					300,000	
Well No. 02 Maintenance	W-2020-003	30,000					30,000	
Well No. 06 Generator	W-2020-004	120,000					120,000	
St. Olaf North Ground Storage Tank Maintenance	W-2020-005	300,000					300,000	
Land Acquisition for Water Tank in NW Area	W-2021-002		250,000				250,000	
Well No. 03 Maintenance	W-2023-001				30,000		30,000	
Well No. 03 MCC Replacement	W-2023-002				200,000		200,000	
Well No. 03 Generator Replacement	W-2023-003				120,000		120,000	
Well No. 04 Maintenance	W-2024-001					30,000	30,000	
Well No. 04 Generator Replacement	W-2024-002					120,000	120,000	
Well No. 04 MCC Replacement	W-2024-003					200,000	200,000	
Water Division Total		750,000	250,000		350,000	350,000	1,700,000	
GRAND TOTAL		7,369,282	9,183,359	6,130,172	8,674,683	8,677,995	40,035,491	

City of Northfield, Minnesota

Capital Improvement Plan

2020 thru 2024

PROJECTS BY FUNDING SOURCE

Source	Project #	2020	2021	2022	2023	2024	Total
Assessments							
2020 Mill and Overlay	E-2020-002	848,559					848,559
2021 Mayflower Hill Reclamation	E-2021-002		744,030				744,030
TH 3 Frontage Road Mill and Overlay	E-2021-004		368,725				368,725
NW Area Mill and Overlay	E-2022-001			1,225,533			1,225,533
Southwest Area Reclamation	E-2023-001				492,345		492,345
2023 Mill and Overlay Project	E-2023-002				976,203		976,203
2024 College & Winona Street Reconstruction	E-2024-001					293,440	293,440
2024 Water Street South Reconstruction	E-2024-002					119,420	119,420
Wall Street Road Reconstruction	E-2024-003					367,004	367,004
Assessments Total		848,559	1,112,755	1,225,533	1,468,548	779,864	5,435,259
Bonded Dollars							
2020 Mill and Overlay	E-2020-002	2,379,939					2,379,939
2021 Mayflower Hill Reclamation	E-2021-002		1,555,636				1,555,636
TH 3 Frontage Road Mill and Overlay	E-2021-004		391,553				391,553
NW Area Mill and Overlay	E-2022-001			1,281,672			1,281,672
Southwest Area Reclamation	E-2023-001				1,195,177		1,195,177
2023 Mill and Overlay Project	E-2023-002				757,862		757,862
2024 College & Winona Street Reconstruction	E-2024-001					1,444,916	1,444,916
2024 Water Street South Reconstruction	E-2024-002					756,863	756,863
Wall Street Road Reconstruction	E-2024-003					442,967	442,967
Bonded Dollars Total		2,379,939	1,947,189	1,281,672	1,953,039	2,644,746	10,206,585
City Facilities Fund							
City Hall - Council Chamber Carpet	F-2020-001	15,000					15,000
City Hall Boiler replacement	F-2021-002		150,000				150,000
SALT STORAGE BUILDING	ST-2021-003		275,000				275,000
City Facilities Fund Total		15,000	425,000				440,000
Grant							
2019 TH 246 & Jefferson Parkway	E-2019-003	1,300,000					1,300,000
Riverside Park Playground Replacement	P-2022-001			60,000			60,000
Grant Total		1,300,000		60,000			1,360,000
MSA							
2019 TH 246 & Jefferson Parkway	E-2019-003	420,000					420,000
2020 Mill and Overlay	E-2020-002	0					0
2020 Seal Coat/Crack Fill Project	E-2020-003	57,616					57,616

Source	Project #	2020	2021	2022	2023	2024	Total
2021 Seal Coat/Crack Fill Project	E-2021-003		130,043				130,043
NW Area Mill and Overlay	E-2022-001			0			0
2022 Seal Coat/Crack Fill Project	E-2022-002			106,197			106,197
2023 Mill and Overlay Project	E-2023-002				2,179,300		2,179,300
MSA Total		477,616	130,043	106,197	2,179,300		2,893,156

Park Fund

Riverside Park Playground Replacement	P-2022-001			60,000			60,000
Park Fund Total				60,000			60,000

Rice County

NW Area Mill and Overlay	E-2022-001			280,254			280,254
Wall Street Road Reconstruction	E-2024-003					989,963	989,963
Rice County Total				280,254		989,963	1,270,217

Stormwater Fund

2019 TH 246 & Jefferson Parkway	E-2019-003	140,000					140,000
2020 Mill and Overlay	E-2020-002	240,054					240,054
2021 Mayflower Hill Reclamation	E-2021-002		48,432				48,432
TH 3 Frontage Road Mill and Overlay	E-2021-004		68,979				68,979
NW Area Mill and Overlay	E-2022-001			201,495			201,495
Southwest Area Reclamation	E-2023-001				47,367		47,367
2023 Mill and Overlay Project	E-2023-002				345,296		345,296
2024 College & Winona Street Reconstruction	E-2024-001					338,224	338,224
2024 Water Street South Reconstruction	E-2024-002					170,485	170,485
Wall Street Road Reconstruction	E-2024-003					350,178	350,178
Hills #3, Cannon & Locust Pond Dredging	SW- 2024-001					597,652	597,652
Golf Course, Parmeadow Park #1 & #3 Pond Dredging	SW-2020-001	690,477					690,477
West Riverwall Floodwall Extension	SW-2021-001				2,000,000		2,000,000
Prairie Hills #1 and Hidden Valley Pond Dredging	SW-2022-001			789,610			789,610
Stormwater Fund Total		1,070,531	117,411	991,105	2,392,663	1,456,539	6,028,249

Waste Water Fund

2020 Mill and Overlay	E-2020-002	155,590					155,590
2021 Mayflower Hill Reclamation	E-2021-002		46,326				46,326
TH 3 Frontage Road Mill and Overlay	E-2021-004		44,709				44,709
NW Area Mill and Overlay	E-2022-001			406,962			406,962
Southwest Area Reclamation	E-2023-001				44,343		44,343
2023 Mill and Overlay Project	E-2023-002				188,530		188,530
2024 College & Winona Street Reconstruction	E-2024-001					317,410	317,410
2024 Water Street South Reconstruction	E-2024-002					159,993	159,993
Wall Street Road Reconstruction	E-2024-003					328,629	328,629
Babcock Generator	WW-2020-002	200,000					200,000
MAU-2 Pretreatment Replacment	WW-2020-003	53,147					53,147
In-line Phosphorous Analyzer	WW-2020-004	70,000					70,000
Biosolids Liquid Storage	WW-2021-002		1,193,844				1,193,844
BioSolids Cake Storage	WW-2021-003		711,563				711,563
SCADA Upgrade	WW-2021-004		1,622,500				1,622,500
MAU-5 Replacement	WW-2021-006		24,345				24,345

Source	Project #	2020	2021	2022	2023	2024	Total
UV Disinfection Roof Replacement	WW-2021-007		34,500				34,500
Shop Radiant Heaters	WW-2021-008		20,000				20,000
Operations Building Roof Replacement	WW-2021-009		106,000				106,000
Influent Lift Pumps Replacement	WW-2021-010		1,372,594				1,372,594
BAF Roof Replacement	WW-2022-001			324,500			324,500
MAU-6 Replacement	WW-2022-002			62,172			62,172
Pretreatment Roof Replacement	WW-2022-003			359,900			359,900
BAF Blower Replacements	WW-2022-004			843,975			843,975
MAU-1 Replacement	WW-2023-002				29,938		29,938
MAU-2 Replacement	WW-2024-001					61,611	61,611
Waste Water Fund Total		478,737	5,176,381	1,997,509	262,811	867,643	8,783,081

Water Fund

2020 Mill and Overlay	E-2020-002	48,900					48,900
2021 Mayflower Hill Reclamation	E-2021-002		10,529				10,529
TH 3 Frontage Road Mill and Overlay	E-2021-004		14,051				14,051
NW Area Mill and Overlay	E-2022-001			127,902			127,902
Southwest Area Reclamation	E-2023-001				9,070		9,070
2023 Mill and Overlay Project	E-2023-002				59,252		59,252
2024 College & Winona Street Reconstruction	E-2024-001					625,832	625,832
2024 Water Street South Reconstruction	E-2024-002					315,456	315,456
Wall Street Road Reconstruction	E-2024-003					647,952	647,952
St. Olaf South Ground Storage Tank Maintenance	W-2020-002	300,000					300,000
Well No. 02 Maintenance	W-2020-003	30,000					30,000
Well No. 06 Generator	W-2020-004	120,000					120,000
St. Olaf North Ground Storage Tank Maintenance	W-2020-005	300,000					300,000
Land Acquisition for Water Tank in NW Area	W-2021-002		250,000				250,000
Well No. 03 Maintenance	W-2023-001				30,000		30,000
Well No. 03 MCC Replacement	W-2023-002				200,000		200,000
Well No. 03 Generator Replacement	W-2023-003				120,000		120,000
Well No. 04 Maintenance	W-2024-001					30,000	30,000
Well No. 04 Generator Replacement	W-2024-002					120,000	120,000
Well No. 04 MCC Replacement	W-2024-003					200,000	200,000
Water Fund Total		798,900	274,580	127,902	418,322	1,939,240	3,558,944
GRAND TOTAL		7,369,282	9,183,359	6,130,172	8,674,683	8,677,995	40,035,491

Capital Improvement Plan
City of Northfield, Minnesota

2020 *thru* 2024

Department City Facilities

Contact

Type Facility

Useful Life

Category Capital Improvement Plan (CI)

Project #	F-2020-001
Project Name	City Hall - Council Chamber Carpet

Description	Total Project Cost: \$15,000
Replacment of Carpet in the City Hall Council Chamber. The Sertoma Club as part of this project will be funding hearing aid wire looping that will be placed below the carpet.	

Justification

Expenditures	2020	2021	2022	2023	2024	Total
Construction/Maintenance	15,000					15,000
Total	15,000					15,000

Funding Sources	2020	2021	2022	2023	2024	Total
City Facilities Fund	15,000					15,000
Total	15,000					15,000

Capital Improvement Plan
City of Northfield, Minnesota

2020 *thru* 2024

Department City Facilities

Contact

Type Improvement

Useful Life 20 years

Category Capital Improvement Plan (CI)

Project #	F-2021-002
Project Name	City Hall Boiler replacement

Description	Total Project Cost: \$150,000
Remove and replace steam boiler with high efficiency condensing boiler	

Justification

Expenditures	2020	2021	2022	2023	2024	Total
Construction/Maintenance		150,000				150,000
Total		150,000				150,000

Funding Sources	2020	2021	2022	2023	2024	Total
City Facilities Fund		150,000				150,000
Total		150,000				150,000

Capital Improvement Plan
City of Northfield, Minnesota

2020 *thru* 2024

Department Engineering Division
Contact Public Works Director
Type Improvement
Useful Life 75 years
Category Capital Improvement Plan (CI)

Project #	E-2019-003
Project Name	2019 TH 246 & Jefferson Parkway

Description	Total Project Cost: \$1,860,000
TH 246 and Jefferson Parkway Intersection Improvements	

Justification

Expenditures	2020	2021	2022	2023	2024	Total
Construction/Maintenance	1,860,000					1,860,000
Total	1,860,000					1,860,000

Funding Sources	2020	2021	2022	2023	2024	Total
Grant	1,300,000					1,300,000
MSA	420,000					420,000
Stormwater Fund	140,000					140,000
Total	1,860,000					1,860,000



Capital Improvement Plan
City of Northfield, Minnesota

2020 *thru* 2024

Department Engineering Division
Contact Public Works Director
Type Improvement
Useful Life
Category Capital Improvement Plan (CI)

Project #	E-2020-002
Project Name	2020 Mill and Overlay

Description	Total Project Cost: \$3,673,042
<p>1-1/2" Pavement Mill and Overlay on First Street from Union Street to Maple Street, Second Street from College Street to Oak Street, Third Street from Washington Street to Oak Street, Fourth Street from Nevada Street to Prairie Street, College Street from First Street to Third Street, Winona Street from First Street to Fourth Street, Nevada Street from First Street to Fourth Street, Maple Street from Second Street to Fourth Street, Elm Street from Second Street to Fifth Street, Oak Street from Second Street to Fourth Street, Jefferson Road from Hidden Valley Road to Heritage Drive, Heritage Drive from TH #3 to Hidden Valley Apts, Seventh Street from Water Street to the west dead end, and Eighth Street from Water Street to Linden Street</p>	

Justification
<p>These road segments have been identified by Public Works personnel as a likely candidate for a 1-1/2" mill and overlay based on the current pavement condition and the current condition of the existing utilities.</p>

Expenditures	2020	2021	2022	2023	2024	Total
Construction/Maintenance	3,673,042					3,673,042
Total	3,673,042					3,673,042

Funding Sources	2020	2021	2022	2023	2024	Total
Assessments	848,559					848,559
Bonded Dollars	2,379,939					2,379,939
MSA	0					0
Stormwater Fund	240,054					240,054
Waste Water Fund	155,590					155,590
Water Fund	48,900					48,900
Total	3,673,042					3,673,042

Capital Improvement Plan
City of Northfield, Minnesota

2020 *thru* 2024

Department Engineering Division

Contact Public Works Director



Capital Improvement Plan
City of Northfield, Minnesota

2020 *thru* 2024

Department Engineering Division
Contact Public Works Director
Type Maintenance
Useful Life 10 years
Category Capital Improvement Plan (CI)

Project #	E-2020-003
Project Name	2020 Seal Coat/Crack Fill Project

Description	Total Project Cost: \$57,616

Justification

Expenditures	2020	2021	2022	2023	2024	Total
Construction/Maintenance	57,616					57,616
Total	57,616					57,616

Funding Sources	2020	2021	2022	2023	2024	Total
MSA	57,616					57,616
Total	57,616					57,616



Capital Improvement Plan
City of Northfield, Minnesota

2020 *thru* 2024

Department Engineering Division
Contact Public Works Director
Type Road
Useful Life
Category Capital Improvement Plan (CI)

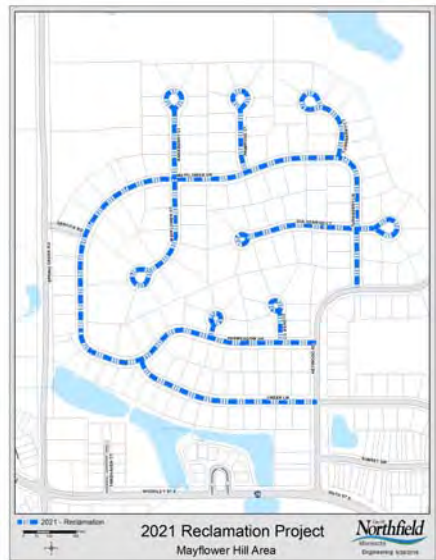
Project # E-2021-002
Project Name 2021 Mayflower Hill Reclamation

Description **Total Project Cost: \$2,404,953**
 Mayflower Hill Area Reclamation pavement rehabilitation

Justification
 These road segments have been identified by Public Works personnel to be likely candidates for a full depth pavement reclamation based on the current pavement condition, coupled with the current condition of the existing utilities.

Expenditures	2020	2021	2022	2023	2024	Total
Construction/Maintenance		2,404,953				2,404,953
Total		2,404,953				2,404,953

Funding Sources	2020	2021	2022	2023	2024	Total
Assessments		744,030				744,030
Bonded Dollars		1,555,636				1,555,636
Stormwater Fund		48,432				48,432
Waste Water Fund		46,326				46,326
Water Fund		10,529				10,529
Total		2,404,953				2,404,953



Capital Improvement Plan
City of Northfield, Minnesota

2020 *thru* 2024

Department Engineering Division
Contact Public Works Director
Type Maintenance
Useful Life 10 years
Category Capital Improvement Plan (CI)

Project #	E-2021-003
Project Name	2021 Seal Coat/Crack Fill Project

Description	Total Project Cost: \$130,043

Justification

Expenditures	2020	2021	2022	2023	2024	Total
Construction/Maintenance		130,043				130,043
Total		130,043				130,043

Funding Sources	2020	2021	2022	2023	2024	Total
MSA		130,043				130,043
Total		130,043				130,043



Capital Improvement Plan
City of Northfield, Minnesota

2020 *thru* 2024

Department Engineering Division
Contact Public Works Director
Type Road
Useful Life
Category Capital Improvement Plan (CI)

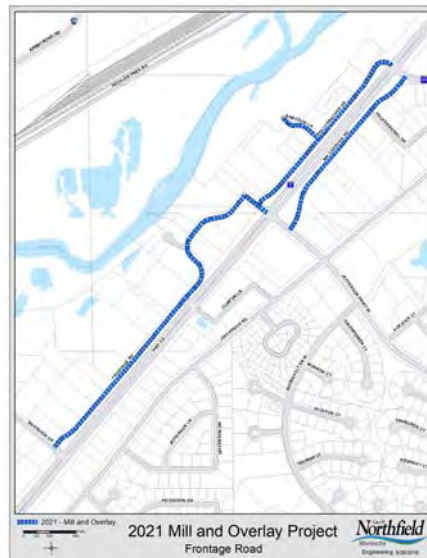
Project # E-2021-004
Project Name TH 3 Frontage Road Mill and Overlay

Description **Total Project Cost: \$888,017**
 TH 3 Frontage Road mill and overlay project

Justification
 These road segments have been identified by Public Works personnel as a likely candidate for a 1-1/2" mill and overlay based on the current pavement condition and the current condition of the existing utilities.

Expenditures	2020	2021	2022	2023	2024	Total
Construction/Maintenance		888,017				888,017
Total		888,017				888,017

Funding Sources	2020	2021	2022	2023	2024	Total
Assessments		368,725				368,725
Bonded Dollars		391,553				391,553
Stormwater Fund		68,979				68,979
Waste Water Fund		44,709				44,709
Water Fund		14,051				14,051
Total		888,017				888,017



Capital Improvement Plan
City of Northfield, Minnesota

2020 *thru* 2024

Department Engineering Division
Contact Public Works Director
Type Improvement
Useful Life
Category Capital Improvement Plan (CI)

Project #	E-2022-001
Project Name	NW Area Mill and Overlay

Description	Total Project Cost: \$3,523,818
<p>1-1/2" Pavement Mill and Overlay on First Street from Union Street to Maple Street, Second Street from College Street to Oak Street, Third Street from Washington Street to Oak Street, Fourth Street from Nevada Street to Prairie Street, College Street from First Street to Third Street, Winona Street from First Street to Fourth Street, Nevada Street from First Street to Fourth Street, Maple Street from Second Street to Fourth Street, Elm Street from Second Street to Fifth Street, Oak Street from Second Street to Fourth Street, Jefferson Road from Hidden Valley Road to Heritage Drive, Heritage Drive from TH #3 to Hidden Valley Apts, Seventh Street from Water Street to the west dead end, and Eighth Street from Water Street to Linden Street</p>	

Justification
<p>These road segments have been identified by Public Works personnel as a likely candidate for a 1-1/2" mill and overlay based on the current pavement condition and the current condition of the existing utilities.</p>

Expenditures	2020	2021	2022	2023	2024	Total
Construction/Maintenance			3,523,818			3,523,818
Total			3,523,818			3,523,818

Funding Sources	2020	2021	2022	2023	2024	Total
Assessments			1,225,533			1,225,533
Bonded Dollars			1,281,672			1,281,672
MSA			0			0
Rice County			280,254			280,254
Stormwater Fund			201,495			201,495
Waste Water Fund			406,962			406,962
Water Fund			127,902			127,902
Total			3,523,818			3,523,818



Capital Improvement Plan
City of Northfield, Minnesota

2020 *thru* 2024

Department Engineering Division
Contact Public Works Director
Type Maintenance
Useful Life 10 years
Category Capital Improvement Plan (CI)

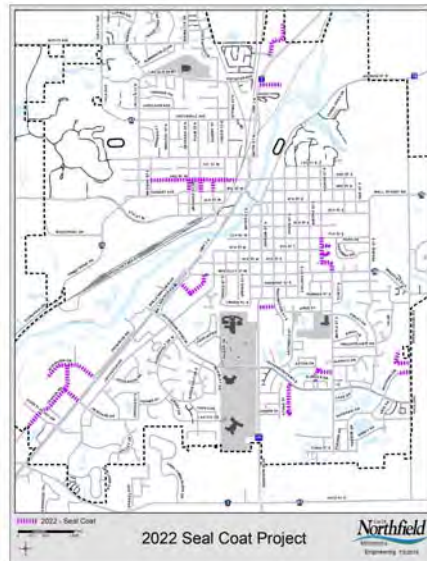
Project #	E-2022-002
Project Name	2022 Seal Coat/Crack Fill Project

Description	Total Project Cost: \$106,197

Justification

Expenditures	2020	2021	2022	2023	2024	Total
Construction/Maintenance			106,197			106,197
Total			106,197			106,197

Funding Sources	2020	2021	2022	2023	2024	Total
MSA			106,197			106,197
Total			106,197			106,197



Capital Improvement Plan
City of Northfield, Minnesota

2020 *thru* 2024

Department Engineering Division
Contact Public Works Director
Type Road
Useful Life
Category Capital Improvement Plan (CI)

Project #	E-2023-001
Project Name	Southwest Area Reclamation

Description	Total Project Cost: \$1,788,302
Heritage Drive, Hidden Valley Road, Peterson Drive, Lincoln Street, Adams Street, Taylor Court, Thomas Court, Tyler Court, Adams Court	

Justification
These road segments have been identified by Public Works personnel to be likely candidates for a full depth pavement reclamation based on the current pavement condition, coupled with the current condition of the existing utilities.

Expenditures	2020	2021	2022	2023	2024	Total
Construction/Maintenance				1,788,302		1,788,302
Total				1,788,302		1,788,302

Funding Sources	2020	2021	2022	2023	2024	Total
Assessments				492,345		492,345
Bonded Dollars				1,195,177		1,195,177
Stormwater Fund				47,367		47,367
Waste Water Fund				44,343		44,343
Water Fund				9,070		9,070
Total				1,788,302		1,788,302



Capital Improvement Plan
City of Northfield, Minnesota

2020 *thru* 2024

Department Engineering Division
Contact Public Works Director
Type Unassigned
Useful Life
Category Capital Improvement Plan (CI)

Project #	E-2023-002
Project Name	2023 Mill and Overlay Project

Description	Total Project Cost: \$4,506,443
Pavement Mill and Overlay and ADA upgrades on Jefferson Parkway, Prairie Street, Park Drive, Central Lane, Fareway Drive, Grant Drive, Grant Drive, Grant Court, Hayes Drive, Ford Street, Johson Street, Carter Drive, Harrison Court, Johnson Court, Anderson Drive, Aspen Court, Aspen Street, Arbor Street, and Sunny View Drive.	

Justification
These road segments have been identified by Public Works personnel as a likely candidate for a 1-1/2" mill and overlay based on the current pavement condition and the current condition of the existing utilities.

Expenditures	2020	2021	2022	2023	2024	Total
Construction/Maintenance				4,506,443		4,506,443
Total				4,506,443		4,506,443

Funding Sources	2020	2021	2022	2023	2024	Total
Assessments				976,203		976,203
Bonded Dollars				757,862		757,862
MSA				2,179,300		2,179,300
Stormwater Fund				345,296		345,296
Waste Water Fund				188,530		188,530
Water Fund				59,252		59,252
Total				4,506,443		4,506,443



Capital Improvement Plan
City of Northfield, Minnesota

2020 *thru* 2024

Department Engineering Division
Contact Public Works Director
Type Improvement
Useful Life 40 years
Category Capital Improvement Plan (CI)

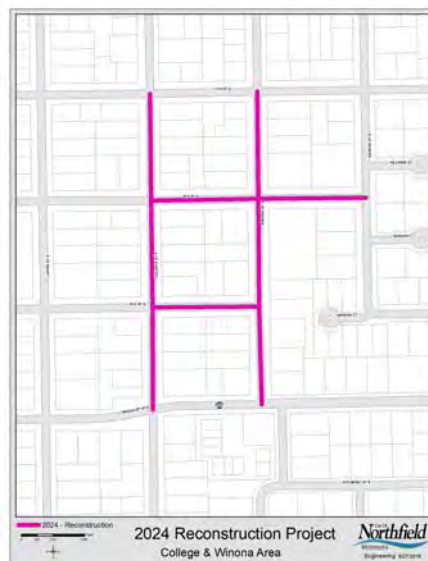
Project # E-2024-001
Project Name 2024 College & Winona Street Reconstruction

Description **Total Project Cost:** \$3,019,822
 Complete infrastructure replacement on College Street from Seventh Street to Woodley Street, Winona Street from Seventh Street to Woodley Street, Eighth Street from College Street to Winona Street, and Ninth Street from College Street to Woodley Street.

Justification
 This project area has been identified Public Works personnel as a likely candidate for a complete reconstruction based on the current pavement condition, and the current condition of the existing utilities.

Expenditures	2020	2021	2022	2023	2024	Total
Construction/Maintenance					3,019,822	3,019,822
Total					3,019,822	3,019,822

Funding Sources	2020	2021	2022	2023	2024	Total
Assessments					293,440	293,440
Bonded Dollars					1,444,916	1,444,916
Stormwater Fund					338,224	338,224
Waste Water Fund					317,410	317,410
Water Fund					625,832	625,832
Total					3,019,822	3,019,822



Capital Improvement Plan
City of Northfield, Minnesota

2020 *thru* 2024

Department Engineering Division
Contact Public Works Director
Type Road
Useful Life
Category Capital Improvement Plan (CI)

Project #	E-2024-002
Project Name	2024 Water Street South Reconstruction

Description	Total Project Cost: \$1,522,217
Water Street South Reconstruction - complete street reconstruction due to aging infrastructure.	

Justification

Expenditures	2020	2021	2022	2023	2024	Total
Construction/Maintenance					1,522,217	1,522,217
Total					1,522,217	1,522,217

Funding Sources	2020	2021	2022	2023	2024	Total
Assessments					119,420	119,420
Bonded Dollars					756,863	756,863
Stormwater Fund					170,485	170,485
Waste Water Fund					159,993	159,993
Water Fund					315,456	315,456
Total					1,522,217	1,522,217



Capital Improvement Plan
City of Northfield, Minnesota

2020 *thru* 2024

Department Engineering Division
Contact Public Works Director
Type Road
Useful Life
Category Capital Improvement Plan (CI)

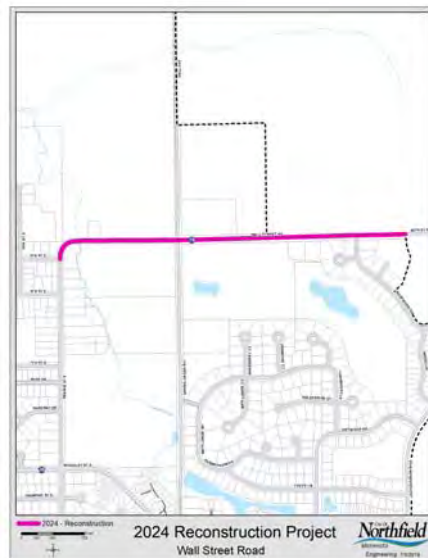
Project # E-2024-003
Project Name Wall Street Road Reconstruction

Description **Total Project Cost:** \$3,126,693
 Reconstruction of Wall Street Road from Prairie Street to Spring Creek Road, including pedestrian upgrades in cooperation with Rice County.

Justification
 Complete reconstruction of Wall Street Road from Fourth Street to Rosewood Road.

Expenditures	2020	2021	2022	2023	2024	Total
Construction/Maintenance					3,126,693	3,126,693
Total					3,126,693	3,126,693

Funding Sources	2020	2021	2022	2023	2024	Total
Assessments					367,004	367,004
Bonded Dollars					442,967	442,967
Rice County					989,963	989,963
Stormwater Fund					350,178	350,178
Waste Water Fund					328,629	328,629
Water Fund					647,952	647,952
Total					3,126,693	3,126,693



Capital Improvement Plan
City of Northfield, Minnesota

2020 *thru* 2024

Department Park Division

Contact

Type Equipment

Useful Life

Category Capital Improvement Plan (CI)

Project #	P-2022-001
Project Name	Riverside Park Playground Replacement

Description	Total Project Cost: \$120,000
Riverside park has the oldest playgournd equipment in the City. The equipment was installed in 1996.	

Justification

Expenditures	2020	2021	2022	2023	2024	Total
Construction/Maintenance			120,000			120,000
Total			120,000			120,000

Funding Sources	2020	2021	2022	2023	2024	Total
Grant			60,000			60,000
Park Fund			60,000			60,000
Total			120,000			120,000

Capital Improvement Plan
City of Northfield, Minnesota

2020 *thru* 2024

Department Stormwater Division

Contact

Type Maintenance

Useful Life

Category Capital Improvement Plan (CI)

Project #	SW- 2024-001
Project Name	Hills #3, Cannon & Locust Pond Dredging

Description	Total Project Cost: \$597,652
Pond Dredging on Hills of Spring Creek #3, Cannon Commercial, & Locust Upper Pond	

Justification

Expenditures	2020	2021	2022	2023	2024	Total
Construction/Maintenance					597,652	597,652
Total					597,652	597,652

Funding Sources	2020	2021	2022	2023	2024	Total
Stormwater Fund					597,652	597,652
Total					597,652	597,652



Capital Improvement Plan
City of Northfield, Minnesota

2020 *thru* 2024

Department Stormwater Division

Contact

Type Maintenance

Useful Life

Category Capital Improvement Plan (CI)

Project #	SW-2020-001
Project Name	Golf Course, Parmeadow Park #1 & #3 Pond Dredging

Description	Total Project Cost: \$690,477
Pond Dredging of the Golf Course Pond, Parmeadow Pond #1 and Parmeadow Pond #3.	

Justification
These ponds were ranked priority #1, #2, and #7 in the 2017 Storm Pond Assessment Study for percent full of sediment.

Expenditures	2020	2021	2022	2023	2024	Total
Construction/Maintenance	690,477					690,477
Total	690,477					690,477

Funding Sources	2020	2021	2022	2023	2024	Total
Stormwater Fund	690,477					690,477
Total	690,477					690,477



Capital Improvement Plan
City of Northfield, Minnesota

2020 *thru* 2024

Department Stormwater Division

Contact

Type Unassigned

Useful Life

Category Capital Improvement Plan (CI)

Project #	SW-2021-001
Project Name	West Riverwall Floodwall Extension

Description	Total Project Cost: \$2,000,000

Justification

Expenditures	2020	2021	2022	2023	2024	Total
Construction/Maintenance				2,000,000		2,000,000
Total				2,000,000		2,000,000

Funding Sources	2020	2021	2022	2023	2024	Total
Stormwater Fund				2,000,000		2,000,000
Total				2,000,000		2,000,000

Capital Improvement Plan
City of Northfield, Minnesota

2020 *thru* 2024

Department Stormwater Division

Contact

Type Maintenance

Useful Life

Category Capital Improvement Plan (CI)

Project #	SW-2022-001
Project Name	Prairie Hills #1 and Hidden Valley Pond Dredging

Description	Total Project Cost: \$789,610
Pond dredging of Prairie Hills Pond #1 and Hidden Valley Park Pond	

Justification
TTThese ponds were ranked priority #3, & #5 in the 2017 Storm Pond Assessment Study for percent full of sediment.

Expenditures	2020	2021	2022	2023	2024	Total
Construction/Maintenance			789,610			789,610
Total			789,610			789,610

Funding Sources	2020	2021	2022	2023	2024	Total
Stormwater Fund			789,610			789,610
Total			789,610			789,610



Capital Improvement Plan
City of Northfield, Minnesota

2020 *thru* 2024

Department Street Division
Contact Public Works Director
Type Facility
Useful Life
Category Capital Improvement Plan (CI)

Project #	ST-2021-003
Project Name	SALT STORAGE BUILDING

Description	Total Project Cost: \$275,000
Build a 65' X 80' Salt Storage Building.	

Justification
Salt storage building now does not have the capacity. Unable to mix salt with beet juice and dump trucks under a covered structure.

Expenditures	2020	2021	2022	2023	2024	Total
Construction/Maintenance		275,000				275,000
Total		275,000				275,000

Funding Sources	2020	2021	2022	2023	2024	Total
City Facilities Fund		275,000				275,000
Total		275,000				275,000



Capital Improvement Plan
City of Northfield, Minnesota

2020 *thru* 2024

Department Wastewater Division
Contact Public Works Director
Type Improvement
Useful Life 20 years
Category Capital Improvement Plan (CI)

Project #	WW-2020-002
Project Name	Babcock Generator

Description	Total Project Cost: \$200,000
Permenant generator at Babcock Lift Station.	

Justification
Provides the City with a backup in case of a power failure that will automatically turn on.

Expenditures	2020	2021	2022	2023	2024	Total
Construction/Maintenance	200,000					200,000
Total	200,000					200,000

Funding Sources	2020	2021	2022	2023	2024	Total
Waste Water Fund	200,000					200,000
Total	200,000					200,000

Capital Improvement Plan
City of Northfield, Minnesota

2020 *thru* 2024

Department Wastewater Division
Contact Public Works Director
Type Maintenance
Useful Life 10 years
Category Capital Improvement Plan (CI)

Project #	WW-2020-003
Project Name	MAU-2 Pretreatment Replacment

Description	Total Project Cost: \$53,147

Justification

Expenditures	2020	2021	2022	2023	2024	Total
Construction/Maintenance	53,147					53,147
Total	53,147					53,147

Funding Sources	2020	2021	2022	2023	2024	Total
Waste Water Fund	53,147					53,147
Total	53,147					53,147

Capital Improvement Plan
City of Northfield, Minnesota

2020 *thru* 2024

Department Wastewater Division
Contact Public Works Director
Type Improvement
Useful Life 10 years
Category Capital Improvement Plan (CI)

Project #	WW-2020-004
Project Name	In-line Phosphorous Analyzer

Description	Total Project Cost: \$70,000
An in-line phosphorous analyzer allows wwtp staff to have continuous monitoring of phosphorous at the wwtp. Chemical pumps then can dose chemicals based upon phosphorous concentrations.	

Justification
The in-line phosphorous analyzer is needed to continually monitor the plants phosphorous concentration. The need for this is based upon proposed phosphorous loading allocations given by the Minnesota Pollution Control Agency to the wwtp permit.

Expenditures	2020	2021	2022	2023	2024	Total
Construction/Maintenance	70,000					70,000
Total	70,000					70,000

Funding Sources	2020	2021	2022	2023	2024	Total
Waste Water Fund	70,000					70,000
Total	70,000					70,000

Capital Improvement Plan
City of Northfield, Minnesota

2020 *thru* 2024

Department Wastewater Division
Contact Public Works Director
Type Improvement
Useful Life 25 years
Category Capital Improvement Plan (CI)

Project #	WW-2021-002
Project Name	Biosolids Liquid Storage

Description	Total Project Cost: \$1,193,844

Justification

Expenditures	2020	2021	2022	2023	2024	Total
Construction/Maintenance		1,193,844				1,193,844
Total		<u>1,193,844</u>				<u>1,193,844</u>

Funding Sources	2020	2021	2022	2023	2024	Total
Waste Water Fund		1,193,844				1,193,844
Total		<u>1,193,844</u>				<u>1,193,844</u>



Capital Improvement Plan
City of Northfield, Minnesota

2020 *thru* 2024

Department Wastewater Division
Contact Public Works Director
Type Improvement
Useful Life 20 years
Category Capital Improvement Plan (CI)

Project #	WW-2021-003
Project Name	BioSolids Cake Storage

Description	Total Project Cost: \$711,563
BioSolids cake storage. This is the final product created by the biosolids process. The current storage building is inadequate in storage capacity and the building is in poor condition.	

Justification
The biosolids cake storage upgrade was identified in the 2015 WWTP Facility Study.

Expenditures	2020	2021	2022	2023	2024	Total
Construction/Maintenance		711,563				711,563
Total		711,563				711,563

Funding Sources	2020	2021	2022	2023	2024	Total
Waste Water Fund		711,563				711,563
Total		711,563				711,563

Capital Improvement Plan
City of Northfield, Minnesota

2020 *thru* 2024

Department Wastewater Division
Contact Public Works Director
Type Equipment
Useful Life 15 years
Category Capital Improvement Plan (CI)

Project #	WW-2021-004
Project Name	SCADA Upgrade

Description	Total Project Cost: \$1,622,500
Replacement of major Supervisory and Control Data Acquisition (SCADA) components at the wastewater treatment plant.	

Justification
SCADA upgrade was identified in the 2015 WWTP Facility Study.

Expenditures	2020	2021	2022	2023	2024	Total
Construction/Maintenance		1,622,500				1,622,500
Total		<u>1,622,500</u>				<u>1,622,500</u>

Funding Sources	2020	2021	2022	2023	2024	Total
Waste Water Fund		1,622,500				1,622,500
Total		<u>1,622,500</u>				<u>1,622,500</u>

Capital Improvement Plan
City of Northfield, Minnesota

2020 *thru* 2024

Department Wastewater Division
Contact Public Works Director
Type Equipment
Useful Life 20 years
Category Capital Improvement Plan (CI)

Project #	WW-2021-006
Project Name	MAU-5 Replacement

Description	Total Project Cost: \$24,345
Replacement of MAU-5.	

Justification
The MAU-5 replacement upgrade was identified in the 2015 WWTP Facility Study.

Expenditures	2020	2021	2022	2023	2024	Total
Construction/Maintenance		24,345				24,345
Total		24,345				24,345

Funding Sources	2020	2021	2022	2023	2024	Total
Waste Water Fund		24,345				24,345
Total		24,345				24,345

Capital Improvement Plan
City of Northfield, Minnesota

2020 *thru* 2024

Department Wastewater Division
Contact Public Works Director
Type Facility
Useful Life 20 years
Category Capital Improvement Plan (CI)

Project #	WW-2021-007
Project Name	UV Disinfection Roof Replacement

Description	Total Project Cost: \$34,500
Replacement of the UV disinfection roof.	

Justification
The UV disinfection roof replacement upgrade was identified in the 2015 WWTP Facility Study.

Expenditures	2020	2021	2022	2023	2024	Total
Construction/Maintenance		34,500				34,500
Total		34,500				34,500

Funding Sources	2020	2021	2022	2023	2024	Total
Waste Water Fund		34,500				34,500
Total		34,500				34,500

Capital Improvement Plan
City of Northfield, Minnesota

2020 *thru* 2024

Department Wastewater Division
Contact Public Works Director
Type Maintenance
Useful Life 15 years
Category Capital Improvement Plan (CI)

Project #	WW-2021-008
Project Name	Shop Radiant Heaters

Description	Total Project Cost: \$20,000
Replace the existing shop radiant heaters.	

Justification
Replace the existing shop radiant heaters that are aging.

Expenditures	2020	2021	2022	2023	2024	Total
Construction/Maintenance		20,000				20,000
Total		20,000				20,000

Funding Sources	2020	2021	2022	2023	2024	Total
Waste Water Fund		20,000				20,000
Total		20,000				20,000

Capital Improvement Plan
City of Northfield, Minnesota

2020 *thru* 2024

Department Wastewater Division
Contact Public Works Director
Type Maintenance
Useful Life 25 years
Category Capital Improvement Plan (CI)

Project #	WW-2021-009
Project Name	Operations Building Roof Replacement

Description	Total Project Cost: \$106,000

Justification

Expenditures	2020	2021	2022	2023	2024	Total
Construction/Maintenance		106,000				106,000
Total		106,000				106,000

Funding Sources	2020	2021	2022	2023	2024	Total
Waste Water Fund		106,000				106,000
Total		106,000				106,000

Capital Improvement Plan
City of Northfield, Minnesota

2020 *thru* 2024

Department Wastewater Division
Contact Public Works Director
Type Improvement
Useful Life 20 years
Category Capital Improvement Plan (CI)

Project #	WW-2021-010
Project Name	Influent Lift Pumps Replacement

Description	Total Project Cost: \$1,372,594
Replace influent lift pumps.	

Justification
Identified in 2015 Facility Study.

Expenditures	2020	2021	2022	2023	2024	Total
Construction/Maintenance		1,372,594				1,372,594
Total		<u>1,372,594</u>				<u>1,372,594</u>

Funding Sources	2020	2021	2022	2023	2024	Total
Waste Water Fund		1,372,594				1,372,594
Total		<u>1,372,594</u>				<u>1,372,594</u>

Capital Improvement Plan
City of Northfield, Minnesota

2020 *thru* 2024

Department Wastewater Division
Contact Public Works Director
Type Facility
Useful Life 20 years
Category Capital Improvement Plan (CI)

Project #	WW-2022-001
Project Name	BAF Roof Replacement

Description	Total Project Cost: \$324,500
Replacement of the BAF Roof.	

Justification
The BAF roof replacement upgrade was identified in the 2015 WWTP Facility Study.

Expenditures	2020	2021	2022	2023	2024	Total
Construction/Maintenance			324,500			324,500
Total			324,500			324,500

Funding Sources	2020	2021	2022	2023	2024	Total
Waste Water Fund			324,500			324,500
Total			324,500			324,500

Capital Improvement Plan
City of Northfield, Minnesota

2020 *thru* 2024

Department Wastewater Division
Contact Public Works Director
Type Equipment
Useful Life 20 years
Category Capital Improvement Plan (CI)

Project #	WW-2022-002
Project Name	MAU-6 Replacement

Description	Total Project Cost: \$62,172
Replacement of MAU-6.	

Justification
The MAU-6 replacement upgrade was identified in the 2015 WWTP Facility Study.

Expenditures	2020	2021	2022	2023	2024	Total
Construction/Maintenance			62,172			62,172
Total			<u>62,172</u>			<u>62,172</u>

Funding Sources	2020	2021	2022	2023	2024	Total
Waste Water Fund			62,172			62,172
Total			<u>62,172</u>			<u>62,172</u>

Capital Improvement Plan
City of Northfield, Minnesota

2020 *thru* 2024

Department Wastewater Division
Contact Public Works Director
Type Facility
Useful Life 20 years
Category Capital Improvement Plan (CI)

Project #	WW-2022-003
Project Name	Pretreatment Roof Replacement

Description	Total Project Cost: \$359,900
Replacement of the Pretreatment Building Roof.	

Justification
The BAF roof replacement upgrade was identified in the 2015 WWTP Facility Study.

Expenditures	2020	2021	2022	2023	2024	Total
Construction/Maintenance			359,900			359,900
Total			359,900			359,900

Funding Sources	2020	2021	2022	2023	2024	Total
Waste Water Fund			359,900			359,900
Total			359,900			359,900

Capital Improvement Plan
City of Northfield, Minnesota

2020 *thru* 2024

Department Wastewater Division
Contact Public Works Director
Type Improvement
Useful Life 20 years
Category Capital Improvement Plan (CI)

Project #	WW-2022-004
Project Name	BAF Blower Replacements

Description	Total Project Cost: \$843,975
Replacement of the blower assemblies in the BAF building.	

Justification
This was identified in the 2015 Facility Study.

Expenditures	2020	2021	2022	2023	2024	Total
Equip/Vehicles/Furnishings			843,975			843,975
Total			<u>843,975</u>			<u>843,975</u>

Funding Sources	2020	2021	2022	2023	2024	Total
Waste Water Fund			843,975			843,975
Total			<u>843,975</u>			<u>843,975</u>

Capital Improvement Plan
City of Northfield, Minnesota

2020 *thru* 2024

Department Wastewater Division
Contact Public Works Director
Type Improvement
Useful Life 10 years
Category Capital Improvement Plan (CI)

Project #	WW-2023-002
Project Name	MAU-1 Replacement

Description	Total Project Cost: \$29,938
MAU-1 replacement.	

Justification
The MAU-1 replacement upgrade was identified in the 2015 WWTP Facility Study.

Expenditures	2020	2021	2022	2023	2024	Total
Construction/Maintenance				29,938		29,938
Total				29,938		29,938

Funding Sources	2020	2021	2022	2023	2024	Total
Waste Water Fund				29,938		29,938
Total				29,938		29,938

Capital Improvement Plan
City of Northfield, Minnesota

2020 *thru* 2024

Department Wastewater Division
Contact Public Works Director
Type Improvement
Useful Life 10 years
Category Capital Improvement Plan (CI)

Project #	WW-2024-001
Project Name	MAU-2 Replacement

Description	Total Project Cost: \$61,611
MAU-2 replacement.	

Justification
The MAU-2 replacement upgrade was identified in the 2015 WWTP Facility Study.

Expenditures	2020	2021	2022	2023	2024	Total
Construction/Maintenance					61,611	61,611
Total					61,611	61,611

Funding Sources	2020	2021	2022	2023	2024	Total
Waste Water Fund					61,611	61,611
Total					61,611	61,611

Capital Improvement Plan
City of Northfield, Minnesota

2020 *thru* 2024

Department Water Division
Contact Public Works Director
Type Maintenance
Useful Life
Category Capital Improvement Plan (CI)

Project #	W-2020-002
Project Name	St. Olaf South Ground Storage Tank Maintenance

Description	Total Project Cost: \$300,000
Overcoat the St. Olaf ground storage tanks.	

Justification
An overcoat of paint to the tanks will extend the useful life of the paint.

Expenditures	2020	2021	2022	2023	2024	Total
Construction/Maintenance	300,000					300,000
Total	300,000					300,000

Funding Sources	2020	2021	2022	2023	2024	Total
Water Fund	300,000					300,000
Total	300,000					300,000



Capital Improvement Plan
City of Northfield, Minnesota

2020 *thru* 2024

Department Water Division
Contact Public Works Director
Type Maintenance
Useful Life 8 Years
Category Capital Improvement Plan (CI)

Project # W-2020-003
Project Name Well No. 02 Maintenance

Description **Total Project Cost:** \$30,000
 Pulling Well No. 02 and replacing the column pipe. This is a standard maintenance practice conducted on wells.

Justification
 Standard well maintenance, completed every 8 years.

Expenditures	2020	2021	2022	2023	2024	Total
Construction/Maintenance	30,000					30,000
Total	30,000					30,000

Funding Sources	2020	2021	2022	2023	2024	Total
Water Fund	30,000					30,000
Total	30,000					30,000



Capital Improvement Plan
City of Northfield, Minnesota

2020 *thru* 2024

Department Water Division
Contact Public Works Director
Type Maintenance
Useful Life 25 years
Category Capital Improvement Plan (CI)

Project #	W-2020-004
Project Name	Well No. 06 Generator

Description	Total Project Cost: \$120,000
Well No. 6 Generator.	

Justification
As part of the 2015 Well No. 6 project a generator pad along with a transfer switch were installed for a future generator. This is the generator to be installed from that project.

Expenditures	2020	2021	2022	2023	2024	Total
Construction/Maintenance	120,000					120,000
Total	120,000					120,000

Funding Sources	2020	2021	2022	2023	2024	Total
Water Fund	120,000					120,000
Total	120,000					120,000

Capital Improvement Plan
City of Northfield, Minnesota

2020 *thru* 2024

Department Water Division
Contact Public Works Director
Type Maintenance
Useful Life
Category Capital Improvement Plan (CI)

Project #	W-2020-005
Project Name	St. Olaf North Ground Storage Tank Maintenance

Description	Total Project Cost: \$300,000
Overcoat the St. Olaf north ground storage tanks.	

Justification
An overcoat of paint will help extend the useful life of the paint.

Expenditures	2020	2021	2022	2023	2024	Total
Construction/Maintenance	300,000					300,000
Total	300,000					300,000

Funding Sources	2020	2021	2022	2023	2024	Total
Water Fund	300,000					300,000
Total	300,000					300,000



Capital Improvement Plan
City of Northfield, Minnesota

2020 *thru* 2024

Department Water Division
Contact Public Works Director
Type Land
Useful Life 40 years
Category Capital Improvement Plan (CI)

Project #	W-2021-002
Project Name	Land Acquisition for Water Tank in NW Area

Description	Total Project Cost: \$250,000
Acquire land in northwest annexation area for future water tank. The tower site would need to be roughly 5 acres in size.	

Justification
Service enterprise park in the in NW annexation area.

Expenditures	2020	2021	2022	2023	2024	Total
Land Acquisition		250,000				250,000
Total		250,000				250,000

Funding Sources	2020	2021	2022	2023	2024	Total
Water Fund		250,000				250,000
Total		250,000				250,000



Capital Improvement Plan
City of Northfield, Minnesota

2020 *thru* 2024

Department Water Division
Contact Public Works Director
Type Maintenance
Useful Life 8 Years
Category Capital Improvement Plan (CI)

Project #	W-2023-001
Project Name	Well No. 03 Maintenance

Description	Total Project Cost: \$30,000
Pulling Well No. 03 and replacing the column pipe. This is a standard maintenance practice conducted on wells.	

Justification
Standard well maintenance, completed every 8 years.

Expenditures	2020	2021	2022	2023	2024	Total
Construction/Maintenance				30,000		30,000
Total				30,000		30,000

Funding Sources	2020	2021	2022	2023	2024	Total
Water Fund				30,000		30,000
Total				30,000		30,000

Capital Improvement Plan
City of Northfield, Minnesota

2020 *thru* 2024

Department Water Division
Contact Public Works Director
Type Equipment
Useful Life 25 years
Category Capital Improvement Plan (CI)

Project #	W-2023-002
Project Name	Well No. 03 MCC Replacement

Description	Total Project Cost: \$200,000
Replacement of well no. 3 motor control center (MCC) and SCADA components.	

Justification
The Well No. 3 MCC is an original piece of equipment from 1970. The equipment replaced will be all of the SCADA equipment, the electrical system and the control will be updated.

Expenditures	2020	2021	2022	2023	2024	Total
Construction/Maintenance				200,000		200,000
Total				200,000		200,000

Funding Sources	2020	2021	2022	2023	2024	Total
Water Fund				200,000		200,000
Total				200,000		200,000

Capital Improvement Plan
City of Northfield, Minnesota

2020 *thru* 2024

Department Water Division
Contact Public Works Director
Type Improvement
Useful Life 20 years
Category Capital Improvement Plan (CI)

Project #	W-2023-003
Project Name	Well No. 03 Generator Replacement

Description	Total Project Cost: \$120,000
Replace the existing generator.	

Justification
This is the end of the generators useful life.

Expenditures	2020	2021	2022	2023	2024	Total
Equip/Vehicles/Furnishings				120,000		120,000
Total				120,000		120,000

Funding Sources	2020	2021	2022	2023	2024	Total
Water Fund				120,000		120,000
Total				120,000		120,000

Capital Improvement Plan
City of Northfield, Minnesota

2020 *thru* 2024

Department Water Division
Contact Public Works Director
Type Unassigned
Useful Life 8 Years
Category Capital Improvement Plan (CI)

Project #	W-2024-001
Project Name	Well No. 04 Maintenance

Description	Total Project Cost: \$30,000
Pulling Well No. 04 and replacing the column pipe. This is a standard maintenance practice conducted on wells.	

Justification
Standard well maintenance, completed every 8 years.

Expenditures	2020	2021	2022	2023	2024	Total
Construction/Maintenance					30,000	30,000
Total					30,000	30,000

Funding Sources	2020	2021	2022	2023	2024	Total
Water Fund					30,000	30,000
Total					30,000	30,000

Capital Improvement Plan
City of Northfield, Minnesota

2020 *thru* 2024

Department Water Division
Contact Public Works Director
Type Improvement
Useful Life 20 years
Category Capital Improvement Plan (CI)

Project #	W-2024-002
Project Name	Well No. 04 Generator Replacement

Description	Total Project Cost: \$120,000
Replace the existing generator.	

Justification
This is the end of the generators useful life.

Expenditures	2020	2021	2022	2023	2024	Total
Equip/Vehicles/Furnishings					120,000	120,000
Total					120,000	120,000

Funding Sources	2020	2021	2022	2023	2024	Total
Water Fund					120,000	120,000
Total					120,000	120,000

Capital Improvement Plan
City of Northfield, Minnesota

2020 *thru* 2024

Department Water Division
Contact Public Works Director
Type Equipment
Useful Life 25 years
Category Capital Improvement Plan (CI)

Project #	W-2024-003
Project Name	Well No. 04 MCC Replacement

Description	Total Project Cost: \$200,000
Replacement of well no. 4 motor control center (MCC) and SCADA components.	

Justification
The Well No. 4 MCC is an original piece of equipment from 1977. The equipment replaced will be all of the SCADA equipment, the electrical system and the control will be updated.

Expenditures	2020	2021	2022	2023	2024	Total
Construction/Maintenance					200,000	200,000
Total					200,000	200,000

Funding Sources	2020	2021	2022	2023	2024	Total
Water Fund					200,000	200,000
Total					200,000	200,000