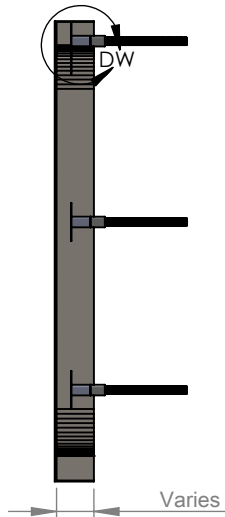


FRONT VIEW II SCALE 1:5



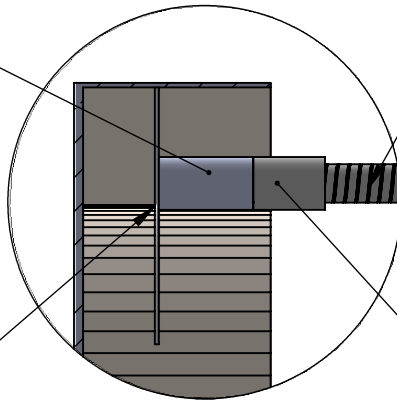
SECTION A-A II SCALE 1:5

Threaded stud boss  
welded to strap  
Size varies (see table)

Stainless steel mounting stud  
Size varies (see table)

Stainless steel strap

Optional spacer sleeve  
(size varies)



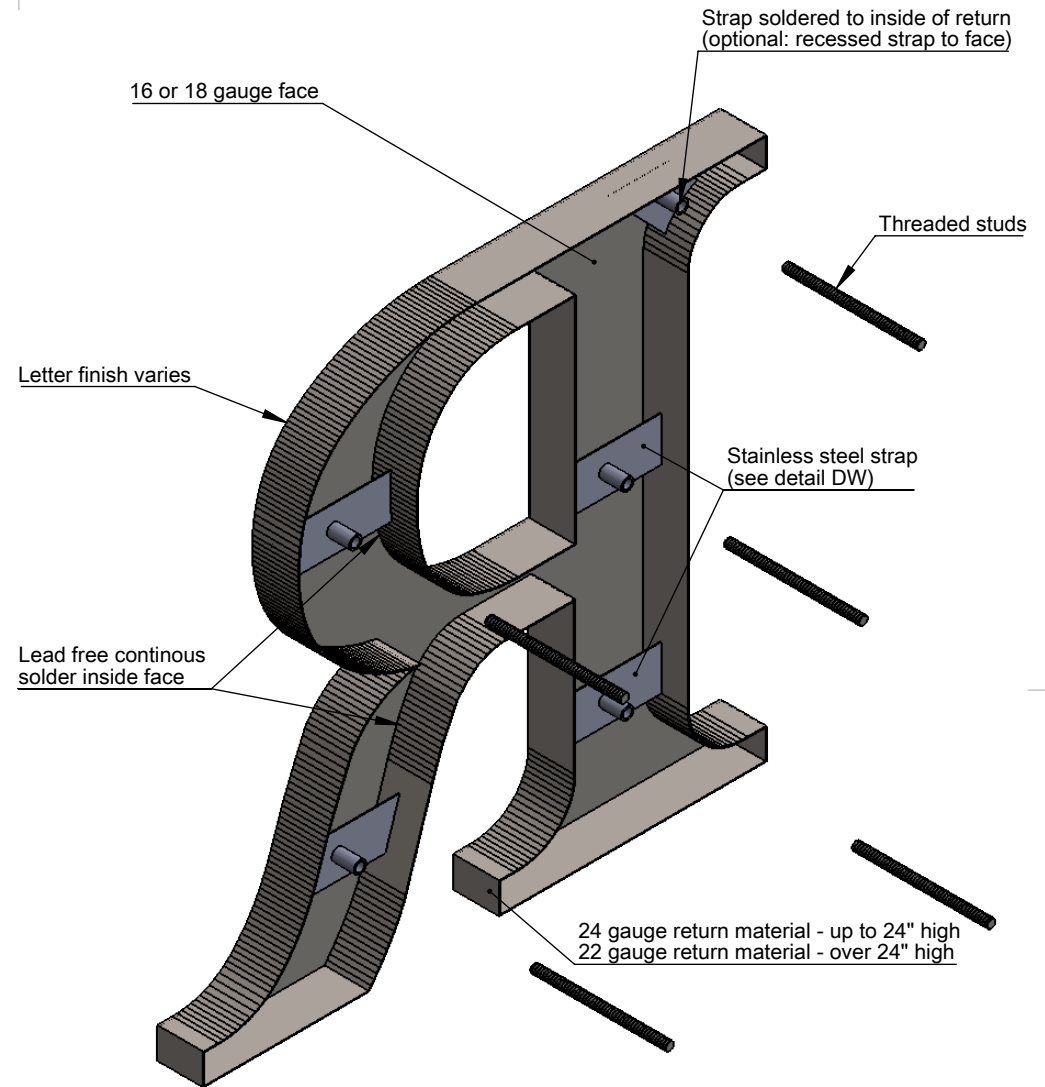
LETTER SIZE	STUD BOSS
6" to 24"	10 -24
over 24"	1/4 - 20

**NOTES:**

- Min. 3/8" stroke
- Return grain will run around the perimeter of the letter

**MATERIAL OPTIONS**

- Standard - 304 prefinished stainless steel
- Optional - 316 prefinished stainless steel (more corrosion resistant)
- 304 prefinished stainless with titanium coating



ISOMETRIC BACK VIEW II SCALE 1:3

TITLE:

**METAL FACE NO BACK - STRAP MOUNT**

MATERIAL:

**STAINLESS STEEL**

PRODUCT TYPE:

**FABRICATED METAL**