

S1b

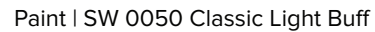

Custom Exterior HDU Panel w/ White Raised Text

Preparation: Remove existing wall sign from brick facade, patch and repair brick as necessary.

Manufacture: Fabricate the HDU panel shown below; fabricate the panel with a 2" raised border as shown. Paint the panel blue and the border classic light buff. Apply the 1/2" raised letters to the first surface of the panel.

Installation: Stud mount the new panel to the brick surface as shown in the after image.

Note: The client provided the site survey information.



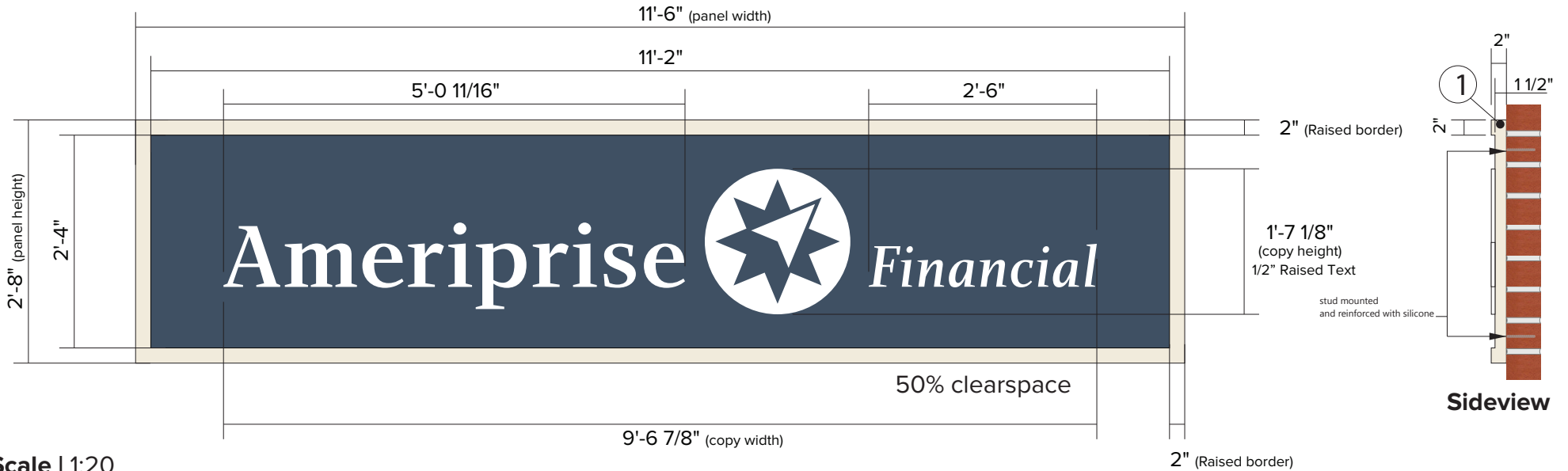
Construction Notes:

- 1 The panel to be 1 1/2" HDU, with a 1" edge that protrudes 1/2" (for a total panel thickness of 2"). The body to be painted to match Indigo Batik. Border and outside edges to be painted to match Classic Light Buff.

Before



After



Scale | 1:20



Revisions:

added this option - JAS - 3.22.23

2) Revised option. | JS (3-30-23)

X

X

X

X

x

X

File Location:
Drive/Clients/

STND _____
CSTM X

 AS

$\triangle CR$

 EN

Date: 12/09/2022

Designer: JS PM: JW

PM: JW

City/State: Northfield, MN

Address: 105 5th St. E.

Drawing # C77392-2

OE #	157581
------	--------

157581

S2

Custom Exterior Plaque | Qty: 1

Preparation: Remove existing sign. Client to patch and paint the wall prior to the new sign's installation.

Manufacture: Manufacture the custom sign shown below; see the construction notes for details.

Installation: Install the new sign in the same location as the previous sign.

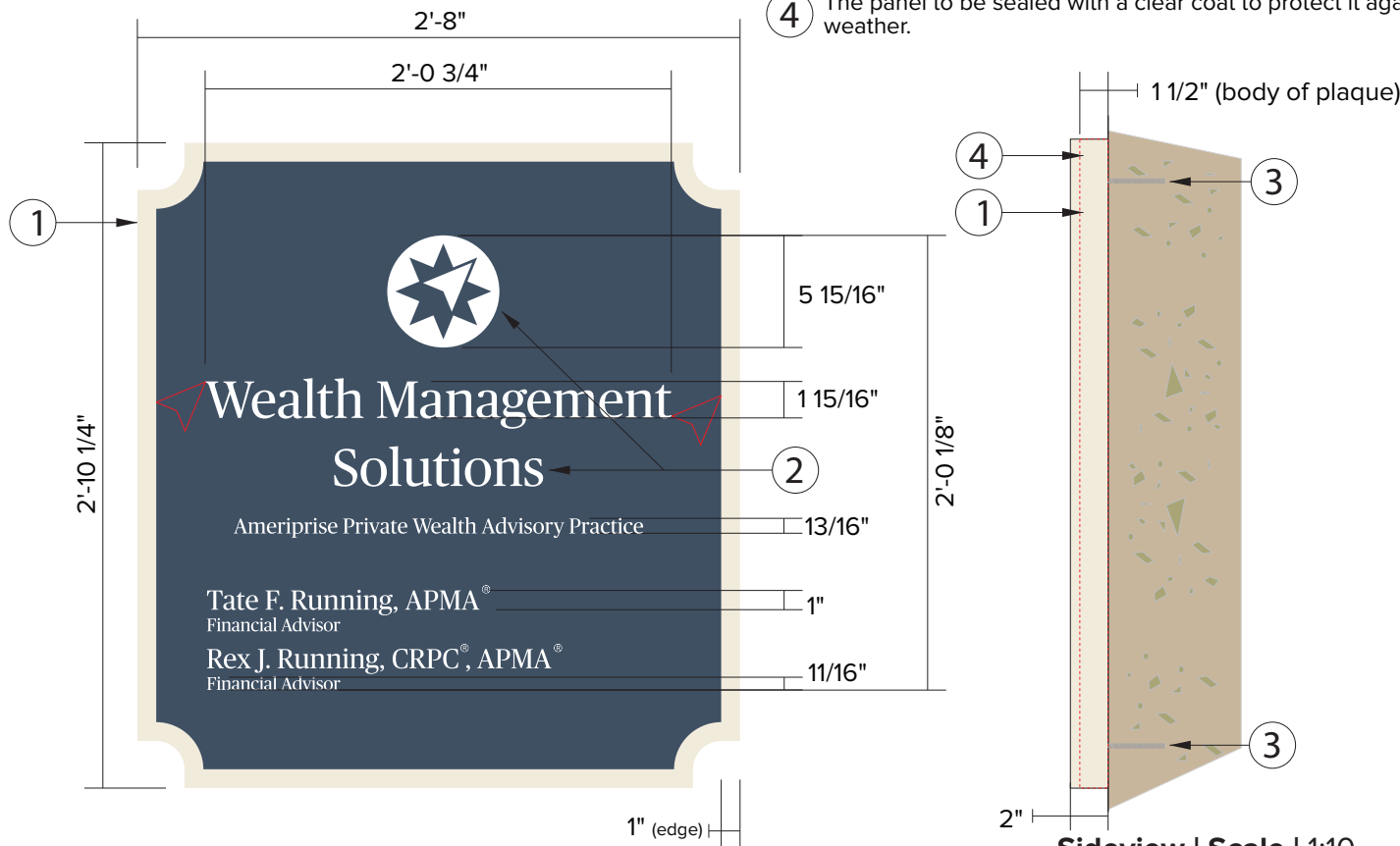

Note: The client provided the site survey information.

Note: The client to confirm paint colors and codes.

- Vinyl | 3M #7725-10 Opaque White
- Paint | SW 7602 Indigo Batik
- Paint | SW 0050 Classic Light Buff

Construction Notes:

- ① The panel to be 1 1/2" HDU, with a 1" edge that protrudes 1/2" (for a total plaque thickness of 2"). The body to be painted Classic Light Buff and the edges/sides painted to match Indigo Batik.
- ② The copy to be applied as 1/4" deep letters directly to the face of the new plaque
- ③ The panel to be stud mounted directly to the brick wall and reinforced with silicone. A small amount of epoxy will be used for threading the studs into the back of the HDU panel.
- ④ The panel to be sealed with a clear coat to protect it against the weather.

**Sideview | Scale | 1:10****After****Before**

Scale | 1:10

**Revisions:**

- | | |
|--|---|
| 1) Revised tagline to a single line. I JS (12-12-22) | X |
| 2) Updated after image, address. I JS (1-19-23) | X |
| 3) Revised design. I JS (2-22-23) | X |
| 4) Changed material specs - RF - 3/23/23 | X |

File Location:
Drive/Clients/STND
CSTM ☒
☒ AS
 ☐ CR
 ☐ EN

Date: 12/09/2022

Designer: JS PM: JW

City/State: Northfield, MN

Address: 105 5th St. E.

Drawing #

C77392-4

OE #

157581