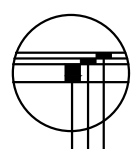


SEE INSET B

SEE INSET A

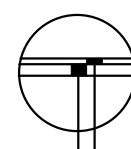
TYPICAL SECTION

URBAN
(N.T.S)



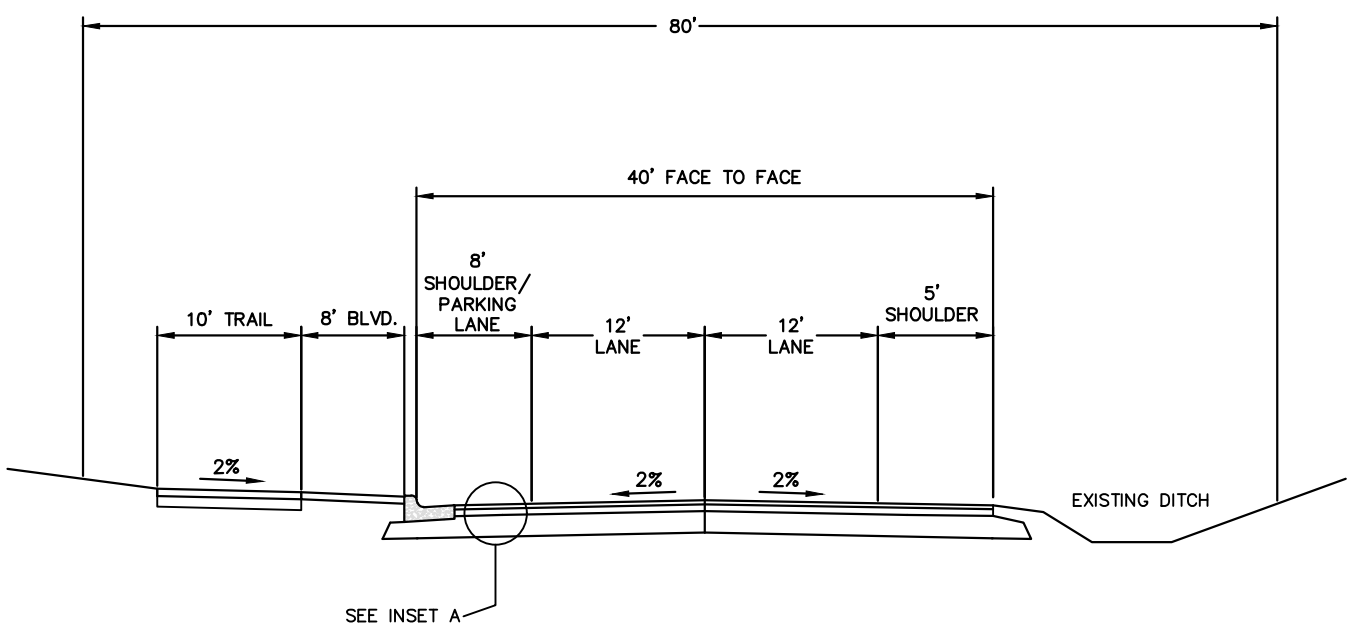
INSET A

- 3" WEARING COURSE BITUMINOUS MIXTURE
- 3" NON-WEARING COURSE BITUMINOUS MIXTURE
- 12" AGGREGATE BASE, CLASS 5



INSET B

- 3" WEARING COURSE BITUMINOUS MIXTURE
- 6" AGGREGATE BASE, CLASS 5



SEE INSET A

TYPICAL SECTION

HALF URBAN/HALF RURAL
(N.T.S)

P:\KONIN\1436676-final-dgn\51-drawings\10-Civil\cad\dwg\csh\h\NF143667 TY_Spring Creek Road 2018.dwg 10/24/2017 4:33 PM szymonowicz



**SPRING CREEK ROAD
RECONSTRUCTION PROJECT
TYPICAL SECTION**

DATE:
10/26/17

FIGURE
D1