

2025-2029

Capital Improvement Plan

DRAFT

THE CITY OF
NORTHFIELD
ESTD MINNESOTA 1855
COWS, COLLEGES & COMMUNITY

City of Northfield, Minnesota

Capital Improvement Plan

2025 thru 2029

PROJECTS BY DEPARTMENT

Department	Project #	Priority	2025	2026	2027	2028	2029	Total
City Facilities								
Street shop-trench drains	F-2022-011	2	76,000					76,000
City Hall-Exterior improvements at City Hall	F-2023-002	3		350,000				350,000
New Ice Arena	F-2024-006	1	20,900,000					20,900,000
City Hall- Boiler replacement	F-2025-001	2	150,000					150,000
Pool- replaster	F-2025-002	2	300,000					300,000
Pool- pump replacement	F-2025-003	1	28,000					28,000
Police department gate operator	F-2025-005	2	15,000					15,000
Library Meeting Room Addition	F-2025-04	3	45,000					45,000
Library-Retaining Wall/Landscape Repair	F-2026-001	2				500,000		500,000
City hall-elevator modernization	F-2026-003	2		150,000				150,000
City Hall RTU 12 replacement	F-2026-004	2		30,000				30,000
City Hall-roof replacement	F-2026-005	1		440,000				440,000
City Hall-Training Room Carpet	F-2026-006	3		16,000				16,000
City Hall-First Floor Carpet	F-2026-007	3		73,000				73,000
City Hall RTU 11 replacement	F-2027-001	2			30,000			30,000
Street Shop Make up air unit replacement	F-2027-002	2			45,000			45,000
Street Shop- HVAC replacement	F-2028-001	1				45,000		45,000
Library Boiler Replacement	F-2029-001	1					28,000	28,000
PD Boiler #1 Replacement	F-2029-002	1					38,000	38,000
City Facilities Total			21,514,000	1,059,000	75,000	545,000	66,000	23,259,000
Engineering Division								
Wall Street Road Reconstruction	E-2024-003	2	8,024,328					8,024,328
2025 Street Reclamation Project	E-2025-001	2	1,593,651					1,593,651
2025 Mill and Overlay Project	E-2025-002	2	1,000,442					1,000,442
2025 Sidewalk/Trail Improvements Project	E-2025-003	1	2,837,924					2,837,924
Mill Towns Trail - Woodley To Waterford Bridge	E-2025-004	1	8,100,000					8,100,000
2026 Mill and Overlay Project	E-2026-001	2		1,233,200				1,233,200
Jefferson Parkway Mill and Overlay	E-2026-002	2		2,007,487				2,007,487
Spring Creek Road Reconstruction	E-2026-003	2		2,270,952				2,270,952
Fremouw Avenue Railroad Crossing Medians	E-2026-004	2		290,000				290,000
Mill Towns Trail-Prairie Street to Woodley Street	E-2026-005	1		1,169,885				1,169,885
Prairie Street Sidewalk	E-2026-006	1		180,468				180,468
St. Olaf, 2nd & 3rd St Railroad Crossing Signal	E-2026-007	2		2,000,000				2,000,000
2026 Seal Coat	E-2026-008	2		116,630				116,630
Spring Street Cul-de-sac	E-2026-009	2		290,000				290,000
Jefferson Parkway Trail	E-2026-010	2		226,512				226,512
2027 Reclamation Project	E-2027-001	1			1,485,290			1,485,290
Spring Creek Road Reclamation	E-2027-002	2	25,000		1,340,623			1,365,623
2027 Sidewalk Gaps Project	E-2027-003	1			569,019			569,019
TH 19 Trail	E-2027-005	1		2,342,600				2,342,600
2027 Seal Coat	E-2027-006	2			38,184			38,184
Water Street Mill and Overlay	E-2027-007	2			633,776			633,776
2028 Reclamation Project	E-2028-001	2				2,256,584		2,256,584
Eaves Avenue Mill and Overlay	E-2028-002	2				453,363		453,363

Department	Project #	Priority	2025	2026	2027	2028	2029	Total
2028 Sidewalk Improvements	E-2028-003	1				1,566,710		1,566,710
Armstrong Road Reclamation	E-2028-007	2				1,000,940		1,000,940
Armstrong Road Reconstruction	E-2028-008	2				1,827,604		1,827,604
Jefferson Road Mill and Overlay	E-2029-001	2					1,824,932	1,824,932
Greenvale Avenue Mill and Overlay	E-2029-002	2					1,167,917	1,167,917
Cannon Valley Drive Mill and Overlay	E-2029-003	2					332,664	332,664
Presidential Commons Mill and Overlay	E-2029-004	2					952,084	952,084
2029 Sidewalk/Trail Improvements	E-2029-006	2					526,637	526,637
Engineering Division Total			21,581,345	12,127,734	4,066,892	7,105,201	4,804,234	49,685,406
NCRC								
Exterior Painting	NCRC 2024-01	3	10,000					10,000
FiftyNorth Locker room updates	NCRC 2024-02	1	50,000					50,000
Chiller replacement	NCRC 2025-01	1	98,000					98,000
Boiler replacement	NCRC 2027-01	2			48,000			48,000
NCRC-Air handling units replacement	NCRC-2024-02	2	130,000					130,000
Replace VCT tile	NCRC-2024-05	2	40,000					40,000
Replace FiftyNorth entry and lobby carpet	NCRC-2025-03	3	20,000					20,000
Polish terazzo flooring	NCRC-2025-04	3	35,000					35,000
NCRC public restroom refurbishments	NCRC-2025-06	1		100,000				100,000
Replace pool dehumidifier	NCRC-2026-01	2		20,000				20,000
Replace Pool Deck	NCRC-2525-02	3	65,000					65,000
NCRC Total			448,000	120,000	48,000			616,000
Park Division								
Bridge Square Phase 1 Improvements	P-2024-001	2	7,500,000					7,500,000
Riverside Lions Playground Equipment Replacement	P-2025-001	2	300,000					300,000
Dresden Hill Park Playground Equipment Replacement	P-2026-001	2		250,000				250,000
Central Park Playground Equipment Replacement	P-2026-002	2		185,000				185,000
New Park Development (Cedar Meadows)	P-2026-003	2		500,000				500,000
West Riverwalk Entry Improvement	P-2026-004	2		660,000				660,000
East Riverwalk Entry Improvements	P-2026-005	2		275,000				275,000
Oddfellows Park Playground & Gazebo Replacement	P-2027-001	2			415,000			415,000
Heritage Park Playground Equipment Replacement	P-2028-001	2				285,000		285,000
Washington Park Playground Equipment Replacement	P-2028-002	2				217,500		217,500
Tyler Park Playground Equipment Replacement	P-2029-001	2					175,000	175,000
Riverside Lions (8th St) Playground Replacement	P-2029-002	2					200,000	200,000
Park Division Total			7,800,000	1,870,000	415,000	502,500	375,000	10,962,500
Police								
Civil Defense Siren Replacement	PD-2024-003	1	29,500	31,000	32,000	33,000	35,000	160,500
Police Total			29,500	31,000	32,000	33,000	35,000	160,500
Stormwater Division								
West Riverwall Floodwall Extension	SW-2021-001	2		4,000,000				4,000,000
Stormwater Division Total				4,000,000				4,000,000
Street Division								
Hwy 3 LED and Pole Replacement	ST-2024-002	2	245,000	245,000				490,000
Street Division Total			245,000	245,000				490,000

Department	Project #	Priority	2025	2026	2027	2028	2029	Total
Wastewater Division								
WWTP Generator Replacement	WW-2026-001	1		765,769				765,769
Preliminary Treatment	WW-2026-002	2		382,884				382,884
Process Lift Pumps	WW-2026-003	2		418,019				418,019
Sanitary Sewer Lining Project (Lincoln Parkway)	WW-2027-001	2			600,000			600,000
Wastewater Division Total				1,566,672	600,000			2,166,672
Water Division								
NW Area Water Tower	W-2026-001	2		5,000,000				5,000,000
Hall Ave. Elevated Tank Painting	W-2026-002	2		1,000,000				1,000,000
Meter Replacement	W-2027-001	2			2,000,000			2,000,000
St. Olaf South Ground Storage Tank Painting	W-2027-002	2			1,000,000			1,000,000
Highway 19 Trunk Watermain & Repairs	W-2027-004	3			3,000,000			3,000,000
Well No. 04 Generator Replacement	W-2027-006	2			120,000			120,000
Well No. 04 MCC Replacement	W-2027-007	2			200,000			200,000
Well No. 03 Generator Replacement	W-2027-008	2			120,000			120,000
Well No. 03 MCC Replacement	W-2027-009	2			200,000			200,000
St. Olaf North Ground Storage Tank Painting	W-2028-001	2				1,000,000		1,000,000
Water Division Total				6,000,000	6,640,000	1,000,000		13,640,000
GRAND TOTAL			51,617,845	27,019,406	11,876,892	9,185,701	5,280,234	104,980,078

City of Northfield, Minnesota

Capital Improvement Plan

2025 thru 2029

PROJECTS BY FUNDING SOURCE

Source	Project #	Priority	2025	2026	2027	2028	2029	Total
Bonded Dollars								
Wall Street Road Reconstruction	E-2024-003	2	2,474,748					2,474,748
2025 Street Reclamation Project	E-2025-001	2	831,464					831,464
2025 Mill and Overlay Project	E-2025-002	2	481,310					481,310
2025 Sidewalk/Trail Improvements Project	E-2025-003	1	2,329,924					2,329,924
2026 Mill and Overlay Project	E-2026-001	2		612,229				612,229
Jefferson Parkway Mill and Overlay	E-2026-002	2		1,474,358				1,474,358
Fremouw Avenue Railroad Crossing Medians	E-2026-004	2		290,000				290,000
Mill Towns Trail-Prairie Street to Woodley Street	E-2026-005	1		1,169,885				1,169,885
Prairie Street Sidewalk	E-2026-006	1		180,468				180,468
Spring Street Cul-de-sac	E-2026-009	2		290,000				290,000
Jefferson Parkway Trail	E-2026-010	2		226,512				226,512
2027 Reclamation Project	E-2027-001	1			717,449			717,449
Spring Creek Road Reclamation	E-2027-002	2			367,373			367,373
2027 Sidewalk Gaps Project	E-2027-003	1			569,019			569,019
Water Street Mill and Overlay	E-2027-007	2			570,456			570,456
2028 Reclamation Project	E-2028-001	2				1,528,085		1,528,085
Eaves Avenue Mill and Overlay	E-2028-002	2				12,456		12,456
2028 Sidewalk Improvements	E-2028-003	1				1,566,710		1,566,710
Armstrong Road Reclamation	E-2028-007	2				821,121		821,121
Armstrong Road Reconstruction	E-2028-008	2				591,851		591,851
Jefferson Road Mill and Overlay	E-2029-001	2					1,435,491	1,435,491
Greenvale Avenue Mill and Overlay	E-2029-002	2					815,514	815,514
Cannon Valley Drive Mill and Overlay	E-2029-003	2					87,313	87,313
Presidential Commons Mill and Overlay	E-2029-004	2					625,015	625,015
2029 Sidewalk/Trail Improvements	E-2029-006	2					526,637	526,637
City Hall-Exterior improvements at City Hall	F-2023-002	3		350,000				350,000
New Ice Arena	F-2024-006	1	18,000,000					18,000,000
City hall-elevator modernization	F-2026-003	2		150,000				150,000
City Hall-roof replacement	F-2026-005	1		440,000				440,000
Bridge Square Phase 1 Improvements	P-2024-001	2	7,500,000					7,500,000
West Riverwalk Entry Improvement	P-2026-004	2		660,000				660,000
East Riverwalk Entry Improvements	P-2026-005	2		275,000				275,000
Hwy 3 LED and Pole Replacement	ST-2024-002	2	245,000	245,000				490,000
Bonded Dollars Total			31,862,446	6,363,452	2,224,297	4,520,223	3,489,970	48,460,388

Capital Reserve Fund

St. Olaf, 2nd & 3rd St Railroad Crossing Signal	E-2026-007	2		100,000				100,000
Exterior Painting	NCRC 2024-01	3	10,000					10,000
FiftyNorth Locker room updates	NCRC 2024-02	1	50,000					50,000
Chiller replacement	NCRC 2025-01	1	98,000					98,000
Boiler replacement	NCRC 2027-01	2			48,000			48,000
NCRC-Air handling units replacement	NCRC-2024-02	2	130,000					130,000
Replace VCT tile	NCRC-2024-05	2	40,000					40,000

Source	Project #	Priority	2025	2026	2027	2028	2029	Total
Replace FiftyNorth entry and lobby carpet	NCRC-2025-03	3	20,000					20,000
Polish terazzo flooring	NCRC-2025-04	3	35,000					35,000
Replace Pool Deck	NCRC-2525-02	3	65,000					65,000
Civil Defense Siren Replacement	PD-2024-003	1	29,500	31,000	32,000	33,000	35,000	160,500
Capital Reserve Fund Total			477,500	131,000	80,000	33,000	35,000	756,500

City Facilities Fund

Street shop-trench drains	F-2022-011	2	76,000					76,000
City Hall- Boiler replacement	F-2025-001	2	150,000					150,000
Pool- replaster	F-2025-002	2	300,000					300,000
Pool- pump replacement	F-2025-003	1	28,000					28,000
Police department gate operator	F-2025-005	2	15,000					15,000
Library Meeting Room Addition	F-2025-04	3	45,000					45,000
Library-Retaining Wall/Landscape Repair	F-2026-001	2				500,000		500,000
City Hall RTU 12 replacement	F-2026-004	2		30,000				30,000
City Hall-Training Room Carpet	F-2026-006	3		16,000				16,000
City Hall-First Floor Carpet	F-2026-007	3		73,000				73,000
City Hall RTU 11 replacement	F-2027-001	2			30,000			30,000
Street Shop Make up air unit replacement	F-2027-002	2			45,000			45,000
Street Shop- HVAC replacement	F-2028-001	1				45,000		45,000
Library Boiler Replacement	F-2029-001	1					28,000	28,000
PD Boiler #1 Replacement	F-2029-002	1					38,000	38,000
City Facilities Fund Total			614,000	119,000	75,000	545,000	66,000	1,419,000

Franchise Fees

2025 Street Reclamation Project	E-2025-001	2	400,000					400,000
2025 Mill and Overlay Project	E-2025-002	2	400,000					400,000
2026 Mill and Overlay Project	E-2026-001	2		400,000				400,000
Jefferson Parkway Mill and Overlay	E-2026-002	2		400,000				400,000
2027 Reclamation Project	E-2027-001	1			400,000			400,000
Spring Creek Road Reclamation	E-2027-002	2			400,000			400,000
2028 Reclamation Project	E-2028-001	2				400,000		400,000
Eaves Avenue Mill and Overlay	E-2028-002	2				400,000		400,000
Jefferson Road Mill and Overlay	E-2029-001	2					200,000	200,000
Greenvale Avenue Mill and Overlay	E-2029-002	2					200,000	200,000
Cannon Valley Drive Mill and Overlay	E-2029-003	2					200,000	200,000
Presidential Commons Mill and Overlay	E-2029-004	2					200,000	200,000
Franchise Fees Total			800,000	800,000	800,000	800,000	800,000	4,000,000

Grant

2025 Sidewalk/Trail Improvements Project	E-2025-003	1	508,000					508,000
Mill Towns Trail - Woodley To Waterford Bridge	E-2025-004	1	8,100,000					8,100,000
TH 19 Trail	E-2027-005	1			1,092,213			1,092,213
West Riverwall Floodwall Extension	SW-2021-001	2		2,000,000				2,000,000
Grant Total			8,608,000	2,000,000	1,092,213			11,700,213

MSA

Spring Creek Road Reconstruction	E-2026-003	2		1,010,064				1,010,064
2026 Seal Coat	E-2026-008	2		116,630				116,630

Source	Project #	Priority	2025	2026	2027	2028	2029	Total
2027 Seal Coat	E-2027-006	2			38,184			38,184
MSA Total				1,126,694	38,184			1,164,878
NCRC Fund								
NCRC public restroom refurbishments	NCRC-2025-06	1		100,000				100,000
Replace pool dehumidifier	NCRC-2026-01	2		20,000				20,000
NCRC Fund Total				120,000				120,000
Other								
St. Olaf, 2nd & 3rd St Railroad Crossing Signal	E-2026-007	2		1,900,000				1,900,000
TH 19 Trail	E-2027-005	1			1,250,387			1,250,387
New Ice Arena	F-2024-006	1	2,900,000					2,900,000
Other Total			2,900,000	1,900,000	1,250,387			6,050,387
Park Fund								
Riverside Lions Playground Equipment Replacement	P-2025-001	2	300,000					300,000
Dresden Hill Park Playground Equipment Replacement	P-2026-001	2		250,000				250,000
Central Park Playground Equipment Replacement	P-2026-002	2		185,000				185,000
New Park Development (Cedar Meadows)	P-2026-003	2		500,000				500,000
Oddfellows Park Playground & Gazebo Replacement	P-2027-001	2			415,000			415,000
Heritage Park Playground Equipment Replacement	P-2028-001	2				285,000		285,000
Washington Park Playground Equipment Replacement	P-2028-002	2				217,500		217,500
Tyler Park Playground Equipment Replacement	P-2029-001	2					175,000	175,000
Riverside Lions (8th St) Playground Replacement	P-2029-002	2					200,000	200,000
Park Fund Total			300,000	935,000	415,000	502,500	375,000	2,527,500
Revenue Bond								
NW Area Water Tower	W-2026-001	2		5,000,000				5,000,000
Meter Replacement	W-2027-001	2			2,000,000			2,000,000
Revenue Bond Total				5,000,000	2,000,000			7,000,000
Rice County								
Wall Street Road Reconstruction	E-2024-003	2	3,223,355					3,223,355
Armstrong Road Reconstruction	E-2028-008	2				723,374		723,374
Rice County Total			3,223,355			723,374		3,946,729
Stormwater Fund								
Wall Street Road Reconstruction	E-2024-003	2	1,053,268					1,053,268
2025 Street Reclamation Project	E-2025-001	2	135,403					135,403
2025 Mill and Overlay Project	E-2025-002	2	84,584					84,584
2026 Mill and Overlay Project	E-2026-001	2		63,170				63,170
Jefferson Parkway Mill and Overlay	E-2026-002	2		94,522				94,522
Spring Creek Road Reconstruction	E-2026-003	2		582,744				582,744
2027 Reclamation Project	E-2027-001	1			107,713			107,713
Spring Creek Road Reclamation	E-2027-002	2			71,559			71,559
Water Street Mill and Overlay	E-2027-007	2			44,957			44,957

Source	Project #	Priority	2025	2026	2027	2028	2029	Total
2028 Reclamation Project	E-2028-001	2				160,874		160,874
Eaves Avenue Mill and Overlay	E-2028-002	2				40,907		40,907
Armstrong Road Reclamation	E-2028-007	2				79,100		79,100
Jefferson Road Mill and Overlay	E-2029-001	2					104,193	104,193
Greenvale Avenue Mill and Overlay	E-2029-002	2					83,821	83,821
Cannon Valley Drive Mill and Overlay	E-2029-003	2					24,943	24,943
Presidential Commons Mill and Overlay	E-2029-004	2					69,888	69,888
West Riverwall Floodwall Extension	SW-2021-001	2		2,000,000				2,000,000
Stormwater Fund Total			1,273,255	2,740,436	224,229	280,881	282,845	4,801,646

Waste Water Fund

Wall Street Road Reconstruction	E-2024-003	2	545,459					545,459
2025 Street Reclamation Project	E-2025-001	2	61,547					61,547
2025 Mill and Overlay Project	E-2025-002	2	16,678					16,678
2026 Mill and Overlay Project	E-2026-001	2		12,456				12,456
Jefferson Parkway Mill and Overlay	E-2026-002	2		18,638				18,638
Spring Creek Road Reconstruction	E-2026-003	2		0				0
2027 Reclamation Project	E-2027-001	1			48,960			48,960
Spring Creek Road Reclamation	E-2027-002	2			32,527			32,527
Water Street Mill and Overlay	E-2027-007	2			8,865			8,865
2028 Reclamation Project	E-2028-001	2				73,125		73,125
Armstrong Road Reclamation	E-2028-007	2				35,955		35,955
Jefferson Road Mill and Overlay	E-2029-001	2					47,360	47,360
Greenvale Avenue Mill and Overlay	E-2029-002	2					38,101	38,101
Cannon Valley Drive Mill and Overlay	E-2029-003	2					11,338	11,338
Presidential Commons Mill and Overlay	E-2029-004	2					31,767	31,767
WWTP Generator Replacement	WW-2026-001	1		765,769				765,769
Preliminary Treatment	WW-2026-002	2		382,884				382,884
Process Lift Pumps	WW-2026-003	2		418,019				418,019
Sanitary Sewer Lining Project (Lincoln Parkway)	WW-2027-001	2			600,000			600,000
Waste Water Fund Total			623,684	1,597,766	690,352	109,080	128,566	3,149,448

Water Fund

Wall Street Road Reconstruction	E-2024-003	2	727,498					727,498
2025 Street Reclamation Project	E-2025-001	2	165,237					165,237
2025 Mill and Overlay Project	E-2025-002	2	17,870					17,870
2026 Mill and Overlay Project	E-2026-001	2		145,345				145,345
Jefferson Parkway Mill and Overlay	E-2026-002	2		19,969				19,969
Spring Creek Road Reconstruction	E-2026-003	2		678,144				678,144
2027 Reclamation Project	E-2027-001	1			211,168			211,168
Spring Creek Road Reclamation	E-2027-002	2			494,164			494,164
Water Street Mill and Overlay	E-2027-007	2			9,498			9,498
2028 Reclamation Project	E-2028-001	2				94,500		94,500
Armstrong Road Reclamation	E-2028-007	2				64,764		64,764
Armstrong Road Reconstruction	E-2028-008	2				512,379		512,379
Jefferson Road Mill and Overlay	E-2029-001	2					37,888	37,888
Greenvale Avenue Mill and Overlay	E-2029-002	2					30,481	30,481
Cannon Valley Drive Mill and Overlay	E-2029-003	2					9,070	9,070
Presidential Commons Mill and Overlay	E-2029-004	2					25,414	25,414
Hall Ave. Elevated Tank Painting	W-2026-002	2		1,000,000				1,000,000
St. Olaf South Ground Storage Tank Painting	W-2027-002	2			1,000,000			1,000,000
Highway 19 Trunk Watermain & Repairs	W-2027-004	3			3,000,000			3,000,000

Source	Project #	Priority	2025	2026	2027	2028	2029	Total
Well No. 04 Generator Replacement	W-2027-006	2			120,000			120,000
Well No. 04 MCC Replacement	W-2027-007	2			200,000			200,000
Well No. 03 Generator Replacement	W-2027-008	2			120,000			120,000
Well No. 03 MCC Replacement	W-2027-009	2			200,000			200,000
St. Olaf North Ground Storage Tank Painting	W-2028-001	2				1,000,000		1,000,000
Water Fund Total			910,605	1,843,458	5,354,830	1,671,643	102,853	9,883,389
GRAND TOTAL			51,592,845	24,676,806	14,244,492	9,185,701	5,280,234	104,980,078

Capital Improvement Plan
City of Northfield, Minnesota

2025 *thru* 2029

Department City Facilities

Contact

Type Improvement

Useful Life

Category Capital Improvement Plan (CI)

Priority 2 Very Important

Status Active

Total Project Cost: \$76,000


Project #	F-2022-011
Project Name	Street shop-trench drains

Description
Replace the existing trench drains at street shop

Justification
The current drains are too small and are prone to clogging and flooding

Expenditures	2025	2026	2027	2028	2029	Total
Construction/Maintenance	76,000					76,000
Total	76,000					76,000

Funding Sources	2025	2026	2027	2028	2029	Total
City Facilities Fund	76,000					76,000
Total	76,000					76,000



Capital Improvement Plan
City of Northfield, Minnesota

2025 *thru* 2029

Department City Facilities

Contact

Type Improvement

Useful Life

Category Capital Improvement Plan (CI)

Priority 3 Important

Status Active

Total Project Cost: \$350,000

Project # F-2023-002
Project Name City Hall-Exterior improvements at City Hall

Description
 Add new exterior materials to the painted areas of City Hall

Justification
 Old paint is fading and peeling. Adding archetrical steel panels to the façade will modernize the look of the building and reduce painting related maintenance costs

Expenditures	2025	2026	2027	2028	2029	Total
Construction/Maintenance		350,000				350,000
Total		350,000				350,000

Funding Sources	2025	2026	2027	2028	2029	Total
Bonded Dollars		350,000				350,000
Total		350,000				350,000



Capital Improvement Plan
City of Northfield, Minnesota

2025 *thru* 2029

Department City Facilities

Contact

Type Facility

Useful Life 50 years

Category Capital Improvement Plan (CI)

Priority 1 Critical

Status Active

Total Project Cost: \$20,900,000

Project #	F-2024-006
Project Name	New Ice Arena

Description

This project is a collaboration with the School District on building a new ice arena. This project will harness funding from the sale of the existing area. The ice arena may be paired with the fieldhouse on the High School site or the arena could stand alone on the Northfield Hockey Association Property.

Justification

The existing arena has reached its useful life and need to be replaced.

Expenditures	2025	2026	2027	2028	2029	Total
Construction/Maintenance	20,900,000					20,900,000
Total	20,900,000					20,900,000

Funding Sources	2025	2026	2027	2028	2029	Total
Bonded Dollars	18,000,000					18,000,000
Other	2,900,000					2,900,000
Total	20,900,000					20,900,000

Capital Improvement Plan
City of Northfield, Minnesota

2025 *thru* 2029

Department City Facilities

Contact

Type Improvement

Useful Life 20 years

Category Capital Improvement Plan (CI)

Priority 2 Very Important

Status Active

Total Project Cost: \$150,000

Project #	F-2025-001
Project Name	City Hall- Boiler replacement

Description
Remove and replace current steam boiler.

Justification
The current steam boiler is past its useful life and is in need of frequent repairs The current steam boiler will be replaced with a more modern and efficient steam boiler.

Expenditures	2025	2026	2027	2028	2029	Total
Construction/Maintenance	150,000					150,000
Total	150,000					150,000

Funding Sources	2025	2026	2027	2028	2029	Total
City Facilities Fund	150,000					150,000
Total	150,000					150,000



Capital Improvement Plan
City of Northfield, Minnesota

2025 *thru* 2029

Department City Facilities

Contact

Type Maintenance

Useful Life

Category Capital Improvement Plan (CI

Priority 2 Very Important

Status Active

Total Project Cost: \$300,000

Project #	F-2025-002
Project Name	Pool- replaster

Description
Replaster the Main pool and tot pool.

Justification
The current plaster is cracking and leaking and is stained and faded. The tile beds are eroding and tiles are becoming loose. The cracking plaster and loose tiles present locations to injure a swimmer.

Expenditures	2025	2026	2027	2028	2029	Total
Construction/Maintenance	300,000					300,000
Total	300,000					300,000

Funding Sources	2025	2026	2027	2028	2029	Total
City Facilities Fund	300,000					300,000
Total	300,000					300,000



Capital Improvement Plan
City of Northfield, Minnesota

2025 *thru* 2029

Department City Facilities

Contact

Type Equipment

Useful Life

Category Capital Improvement Plan (CI

Priority 1 Critical

Status Active

Total Project Cost: \$28,000

Project #	F-2025-003
Project Name	Pool- pump replacement

Description
Replace the 40 HP main pump for the large pool with a new more efficient 40 HP pump.

Justification
The main pump is original equipment and is approaching the end of its useful lifecycle. In addition the new pump will be more efficient and reliable.

Expenditures	2025	2026	2027	2028	2029	Total
Equip/Vehicles/Furnishings	28,000					28,000
Total	28,000					28,000

Funding Sources	2025	2026	2027	2028	2029	Total
City Facilities Fund	28,000					28,000
Total	28,000					28,000



Capital Improvement Plan
City of Northfield, Minnesota

2025 *thru* 2029

Department City Facilities

Contact

Type Equipment

Useful Life

Category Capital Improvement Plan (CI

Priority 2 Very Important

Status Active

Total Project Cost: \$15,000

Project #	F-2025-005
Project Name	Police department gate operator

Description
Purchase and install an automatic gate operator on the west driveway gate.

Justification
This purchase would complete the perimeter fence project. The operator was not installed with the original project due to cost increases. The operator would automate all of the gates allowing officers to enter the secure areas with their patrol vehicles.

Expenditures	2025	2026	2027	2028	2029	Total
Equip/Vehicles/Furnishings	15,000					15,000
Total	15,000					15,000

Funding Sources	2025	2026	2027	2028	2029	Total
City Facilities Fund	15,000					15,000
Total	15,000					15,000

Capital Improvement Plan
City of Northfield, Minnesota

2025 *thru* 2029

Department City Facilities

Contact

Type Improvement

Useful Life

Category Capital Improvement Plan (CI)

Priority 3 Important

Status Active

Total Project Cost: \$45,000

Project #	F-2025-04
Project Name	Library Meeting Room Addition

Description

Split the current Library Directors office into a small meeting room and Director's office. The current Director's office will have a permanent insulated dividing wall, new door, public facing glass doors, and a new HVAC unit installed. No lighting, data cabling or sprinkler changes are necessary.

Justification

Adding the meeting room will provide a space for small meetings and passport services. The Library currently does not have a small meeting room and passport processing takes place in a very public area.

Expenditures	2025	2026	2027	2028	2029	Total
Construction/Maintenance	45,000					45,000
Total	45,000					45,000

Funding Sources	2025	2026	2027	2028	2029	Total
City Facilities Fund	45,000					45,000
Total	45,000					45,000



Capital Improvement Plan
City of Northfield, Minnesota

2025 *thru* 2029

Department City Facilities

Contact

Type Improvement

Useful Life

Category Capital Improvement Plan (CI)

Priority 2 Very Important

Status Active

Total Project Cost: \$500,000

Project #	F-2026-001
Project Name	Library-Retaining Wall/Landscape Repair

Description
Reconfigure the landscaping at City Library

Justification
The current landscaping at the library is not designed for erosion control and is difficult to maintain.

Expenditures	2025	2026	2027	2028	2029	Total
Construction/Maintenance				500,000		500,000
Total				500,000		500,000

Funding Sources	2025	2026	2027	2028	2029	Total
City Facilities Fund				500,000		500,000
Total				500,000		500,000

Capital Improvement Plan
City of Northfield, Minnesota

2025 *thru* 2029

Department City Facilities

Contact

Type Improvement

Useful Life

Category Capital Improvement Plan (CI)

Priority 2 Very Important

Status Active

Total Project Cost: \$150,000

Project #	F-2026-003
Project Name	City hall-elevator modernization

Description
Moderinze elevator car and equipment. The elevator car will get new panels, lighting, carpet and controls. The lift equipment would be completely overhauled and refurbished.

Justification
The elevator requires regular updating and the moderinzation process is substantially less expensive than replacement.

Expenditures	2025	2026	2027	2028	2029	Total
Equip/Vehicles/Furnishings		150,000				150,000
Total		150,000				150,000

Funding Sources	2025	2026	2027	2028	2029	Total
Bonded Dollars		150,000				150,000
Total		150,000				150,000



Capital Improvement Plan
City of Northfield, Minnesota

2025 *thru* 2029

Department City Facilities

Contact

Type Equipment

Useful Life

Category Capital Improvement Plan (CI)

Priority 2 Very Important

Status Active

Total Project Cost: \$30,000

Project #	F-2026-004
Project Name	City Hall RTU 12 replacement

Description
Remove and replace roof top HVAC unit #12 at City Hall. RTU #12 serves the second floor Training Room.

Justification
RTU 12 has reached the end of its life expectancy and needs to be replaced.

Expenditures	2025	2026	2027	2028	2029	Total
Equip/Vehicles/Furnishings		30,000				30,000
Total		30,000				30,000

Funding Sources	2025	2026	2027	2028	2029	Total
City Facilities Fund		30,000				30,000
Total		30,000				30,000



Capital Improvement Plan
City of Northfield, Minnesota

2025 *thru* 2029

Department City Facilities

Contact

Type Improvement

Useful Life

Category Capital Improvement Plan (CI)

Priority 1 Critical

Status Active

Total Project Cost: \$440,000

Project #	F-2026-005
Project Name	City Hall-roof replacement

Description
Replace fully adheared roofing material at City Hall. The current roof would be replaced with a full adheared TPO roofing material

Justification
The roofing material has reached the end of its useful life and needs to be replaced. The roofing material is no longer fully adheared to the roof decking. Not being fully adheared can lead to increase instances of leaking and roof damage.

Expenditures	2025	2026	2027	2028	2029	Total
Construction/Maintenance		440,000				440,000
Total		440,000				440,000

Funding Sources	2025	2026	2027	2028	2029	Total
Bonded Dollars		440,000				440,000
Total		440,000				440,000



Capital Improvement Plan
City of Northfield, Minnesota

2025 *thru* 2029

Department City Facilities

Contact

Type Improvement

Useful Life 10 years

Category Capital Improvement Plan (CI)

Priority 3 Important

Status Active

Total Project Cost: \$16,000

Project #	F-2026-006
Project Name	City Hall-Training Room Carpet

Description
Replace broad loom carpet in training room with carpet tiles.

Justification
The current carpet will have reached the end of its useful life and needs to be replaced. Maintenance on the carpet has become increasingly more difficult and due to the high traffic nature of the room it will continue to deteriorate.

Expenditures	2025	2026	2027	2028	2029	Total
Equip/Vehicles/Furnishings		16,000				16,000
Total		16,000				16,000

Funding Sources	2025	2026	2027	2028	2029	Total
City Facilities Fund		16,000				16,000
Total		16,000				16,000



Capital Improvement Plan
City of Northfield, Minnesota

2025 *thru* 2029

Department City Facilities

Contact

Type Improvement

Useful Life 10 years

Category Capital Improvement Plan (CI)

Priority 3 Important

Status Active

Total Project Cost: \$73,000

Project #	F-2026-007
Project Name	City Hall-First Floor Carpet

Description
Replace the carpet in the first floor offices. Including Finance, Engineering, DMV, and Community Development.

Justification
The carpet in the first floor offices is reaching the end of its useful life, and is in moderate to poor condition. Even with regular extraction cleaning, the carpet is increasingly difficult to maintain. The high traffic and small spaces are wearing the carpet out more quickly.

Expenditures	2025	2026	2027	2028	2029	Total
Equip/Vehicles/Furnishings		73,000				73,000
Total		73,000				73,000

Funding Sources	2025	2026	2027	2028	2029	Total
City Facilities Fund		73,000				73,000
Total		73,000				73,000



Capital Improvement Plan
City of Northfield, Minnesota

2025 *thru* 2029

Department City Facilities

Contact

Type Equipment

Useful Life

Category Capital Improvement Plan (CI)

Priority 2 Very Important

Status Active

Total Project Cost: \$30,000

Project #	F-2027-001
Project Name	City Hall RTU 11 replacement

Description
Remove and replace roof top HVAC unit #11. RTU #11 serves the break room, second floor conference room and Facilities office

Justification
The RTU has reached the end of it's useful life and should be replaced in order to keep maintenance costs down.

Expenditures	2025	2026	2027	2028	2029	Total
Equip/Vehicles/Furnishings			30,000			30,000
Total			30,000			30,000

Funding Sources	2025	2026	2027	2028	2029	Total
City Facilities Fund			30,000			30,000
Total			30,000			30,000



Capital Improvement Plan
City of Northfield, Minnesota

2025 *thru* 2029

Department City Facilities

Contact

Type Equipment

Useful Life

Category Capital Improvement Plan (CI)

Priority 2 Very Important

Status Active

Total Project Cost: \$45,000

Project #	F-2027-002
Project Name	Street Shop Make up air unit replacement

Description
Replace the make up air units at the street shop.

Justification
The make up air units at the street shop bring fresh air into the garage and shop areas. Both units have reached the end of their life expectancy and need to be replaced.

Expenditures	2025	2026	2027	2028	2029	Total
Equip/Vehicles/Furnishings			45,000			45,000
Total			45,000			45,000

Funding Sources	2025	2026	2027	2028	2029	Total
City Facilities Fund			45,000			45,000
Total			45,000			45,000



Capital Improvement Plan
City of Northfield, Minnesota

2025 *thru* 2029

Department City Facilities

Contact

Type Equipment

Useful Life 15 years

Category Capital Improvement Plan (CI)

Priority 1 Critical

Status Active

Total Project Cost: \$45,000

Project #	F-2028-001
Project Name	Street Shop- HVAC replacement

Description
Replace the HVAC equipment that services the office, restrooms, and break room at the Street Shop

Justification
The equipment is reaching its end of useful life and should be replaced to minimize maintenance costs.

Expenditures	2025	2026	2027	2028	2029	Total
Construction/Maintenance				45,000		45,000
Total				45,000		45,000

Funding Sources	2025	2026	2027	2028	2029	Total
City Facilities Fund				45,000		45,000
Total				45,000		45,000

Capital Improvement Plan
City of Northfield, Minnesota

2025 *thru* 2029

Department City Facilities

Contact

Type Equipment

Useful Life 15 years

Category Capital Improvement Plan (CI)

Priority 1 Critical

Status Active

Total Project Cost: \$28,000

Project #	F-2029-001
Project Name	Library Boiler Replacement

Description
Replace boiler #1 and #2 at the library. The boilers provide space heat via radiators and in floor heat for the entire library.

Justification
The boilers will reach the end of their useful life in 2029 and should be replaced to minimize maintenance expenses and minimize down time in the heating of the library.

Expenditures	2025	2026	2027	2028	2029	Total
Equip/Vehicles/Furnishings					28,000	28,000
Total					28,000	28,000

Funding Sources	2025	2026	2027	2028	2029	Total
City Facilities Fund					28,000	28,000
Total					28,000	28,000

Capital Improvement Plan
City of Northfield, Minnesota

2025 *thru* 2029

Department City Facilities

Contact

Type Equipment

Useful Life

Category Capital Improvement Plan (CI)

Priority 1 Critical

Status Active

Total Project Cost: \$38,000

Project #	F-2029-002
Project Name	PD Boiler #1 Replacement

Description
Replace the condensing boiler #1 at the Police Department. The boilers provide space heat for the entire building.

Justification
The boiler will be at the end of its useful life and should be replaced to minimize down time and maintenance costs.

Expenditures	2025	2026	2027	2028	2029	Total
Equip/Vehicles/Furnishings					38,000	38,000
Total					38,000	38,000

Funding Sources	2025	2026	2027	2028	2029	Total
City Facilities Fund					38,000	38,000
Total					38,000	38,000

Capital Improvement Plan
City of Northfield, Minnesota

2025 *thru* 2029

Department Engineering Division
Contact Public Works Director
Type Road
Useful Life 40 years
Category Capital Improvement Plan (CI)
Priority 2 Very Important
Status Active

Project # E-2024-003
Project Name Wall Street Road Reconstruction

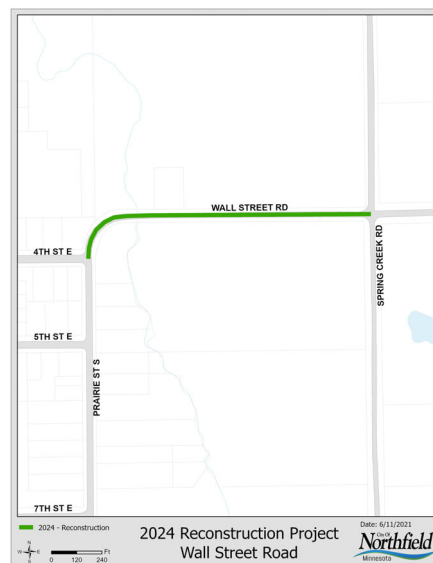
Total Project Cost: \$8,024,328

Description
 Reconstruction of Wall Street Road from Prairie Street to the eastern City Limits. This project will be scoped in 2022 with Rice County. Upgrades to this corridor will include extension of the trail on the south side of wall street from Prairie Street to where it terminates east of Spring Creek Road. In addition, the Bridge will be widen to support the trail. A trail on the North Side of Wall Street from Spring Creek Road to the eastern city limits will be included to prepare for future development east and north of Oaklawn Cemetery.
 This project will also include pedestrian crossing improvements at Wall Street Road and Spring Creek Road.

Justification
 Complete reconstruction of Wall Street Road from Fourth Street to Rosewood Road to match the timeline of Rice County's plan for reconstruction on County Road 78

Expenditures	2025	2026	2027	2028	2029	Total
Construction/Maintenance	8,024,328					8,024,328
Total	8,024,328					8,024,328

Funding Sources	2025	2026	2027	2028	2029	Total
Bonded Dollars	2,474,748					2,474,748
Rice County	3,223,355					3,223,355
Stormwater Fund	1,053,268					1,053,268
Waste Water Fund	545,459					545,459
Water Fund	727,498					727,498
Total	8,024,328					8,024,328



Capital Improvement Plan
City of Northfield, Minnesota

2025 *thru* 2029

Department Engineering Division
Contact Public Works Director

Project # E-2025-001
Project Name 2025 Street Reclamation Project

Type Improvement
Useful Life 25 years
Category Capital Improvement Plan (CI)
Priority 2 Very Important
Status Active

Total Project Cost: \$1,593,651

Description
 Pavement Reclamation on Industrial Drive, Laurel Court, and Washington Street from Sumner Street to the South Dead End
 This project includes pedestrian crossing improvements at Ames Street and Washington Street, and Woodley Street and Washington Street

Justification

Expenditures	2025	2026	2027	2028	2029	Total
Construction/Maintenance	1,593,651					1,593,651
Total	1,593,651					1,593,651

Funding Sources	2025	2026	2027	2028	2029	Total
Bonded Dollars	831,464					831,464
Franchise Fees	400,000					400,000
Stormwater Fund	135,403					135,403
Waste Water Fund	61,547					61,547
Water Fund	165,237					165,237
Total	1,593,651					1,593,651



Capitol Improvement Plan

City of Northfield, Minnesota

2025 thru 2029

Department Engineering Division
Contact Public Works Director
Type Maintenance
Useful Life 15 years
Category Capital Improvement Plan (CI)
Priority 2 Very Important
Status Active

Project #	E-2025-002
Project Name	2025 Mill and Overlay Project

Total Project Cost: \$1,000,442

Description
 Mill and Overlay on Maple Street from Jefferson Parkway to Ford Street, Superior Drive from Maple Street to Michigan Drive, Lake Drive from Maple Street to Jefferson Parkway.
 Project includes pedestrian crossing improvements on Superior Drive and Michigan Drive, and Superior Drive and Maple Street.

Justification
 This road segment has been identified by Public Works personnel as a likely candidate for a 2" mill and overlay based on the current pavement condition and the current condition of the existing utilities.

Expenditures	2025	2026	2027	2028	2029	Total
Construction/Maintenance	1,000,442					1,000,442
Total	1,000,442					1,000,442

Funding Sources	2025	2026	2027	2028	2029	Total
Bonded Dollars	481,310					481,310
Franchise Fees	400,000					400,000
Stormwater Fund	84,584					84,584
Waste Water Fund	16,678					16,678
Water Fund	17,870					17,870
Total	1,000,442					1,000,442



Capitla Improvement Plan
City of Northfield, Minnesota

2025 *thru* 2029

Department Engineering Division
Contact Public Works Director
Type New Infrastructure
Useful Life 40 years
Category Capital Improvement Plan (CI)
Priority 1 Critical
Status Active

Project # E-2025-003
Project Name 2025 Sidewalk/Trail Improvements Project

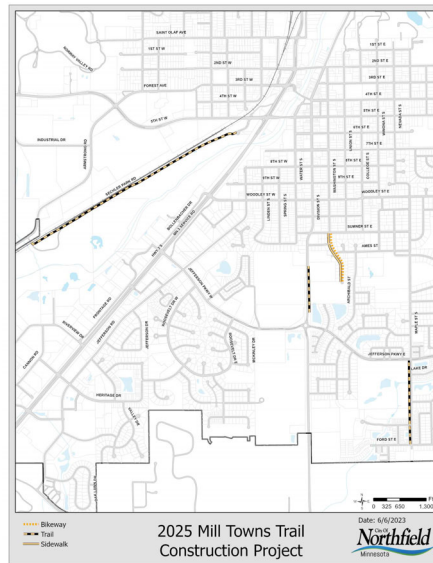
Total Project Cost: \$2,837,924

Description
 High Priority Sidewalk Gaps. This includes sidewalks on Washington Street. In addition to the sidewalk installations, project includes an off street trail on Maple Street from Jefferson Parkway to Ford Street and the replacement of Sechlar Park Trail from Laural Court to Armstrong Road. This project also includes a trail on the east side of TH 246 from the Roundabout to the High School, that is partially funded through a MnDOT Local Partnership Program (LPP) Grant
 This project also includes pedestrian crossing improvements at Ames Street and Washington Street, and Woodley Street and Washington Street.

Justification

Expenditures	2025	2026	2027	2028	2029	Total
Construction/Maintenance	2,837,924					2,837,924
Total	2,837,924					2,837,924

Funding Sources	2025	2026	2027	2028	2029	Total
Bonded Dollars	2,329,924					2,329,924
Grant	508,000					508,000
Total	2,837,924					2,837,924



Capitla Improvement Plan
City of Northfield, Minnesota

2025 *thru* 2029

Department Engineering Division
Contact Public Works Director
Type Trail
Useful Life 40 years
Category Capital Improvement Plan (CI)
Priority 1 Critical
Status Active

Project # E-2025-004
Project Name Mill Towns Trail - Woodley To Waterford Bridge

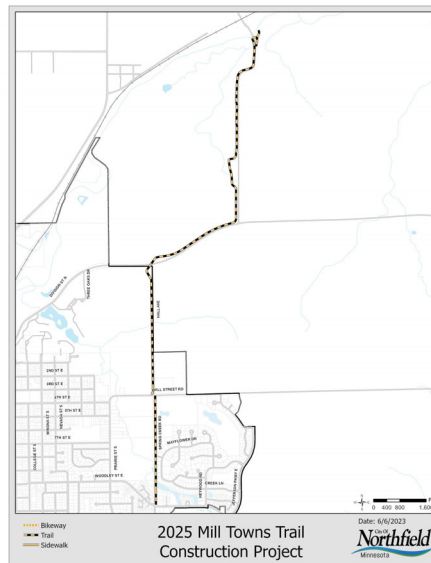
Total Project Cost: \$8,100,000

Description
 Mill Towns Trail Segment "D" - Woodley Street to Wall Street Road. This project will be paid for with State Bonding Funds.

Justification
 Strategic Plan Trial Addition

Expenditures	2025	2026	2027	2028	2029	Total
Construction/Maintenance	8,100,000					8,100,000
Total	8,100,000					8,100,000

Funding Sources	2025	2026	2027	2028	2029	Total
Grant	8,100,000					8,100,000
Total	8,100,000					8,100,000



Capital Improvement Plan

City of Northfield, Minnesota

2025 *thru* 2029

Department Engineering Division
Contact Public Works Director
Type Improvement
Useful Life 15 years
Category Capital Improvement Plan (CI)
Priority 2 Very Important
Status Active

Project # E-2026-001
Project Name 2026 Mill and Overlay Project

Total Project Cost: \$1,233,200

Description

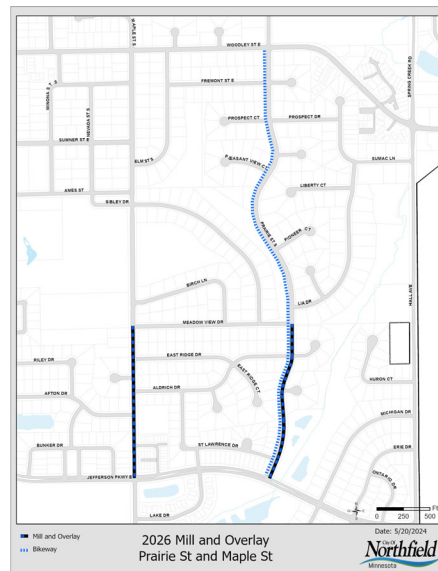
Prairie Street from Meadowview Drive to Jefferson Parkway
 Maple Street from Meadowview Drive to Jefferson Parkway including pedestrian crossing improvements at Maple Street and Meadowview Drive.
 Project also includes a quick-build bikeway on Priage Street from Woodley Street to Jefferson Parkway

Justification

This road segment has been identified by Public Works personnel as a likely candidate for a 2" mill and overlay based on the current pavement condition and the current condition of the existing utilities.

Expenditures	2025	2026	2027	2028	2029	Total
Construction/Maintenance		1,233,200				1,233,200
Total		1,233,200				1,233,200

Funding Sources	2025	2026	2027	2028	2029	Total
Bonded Dollars		612,229				612,229
Franchise Fees		400,000				400,000
Stormwater Fund		63,170				63,170
Waste Water Fund		12,456				12,456
Water Fund		145,345				145,345
Total		1,233,200				1,233,200



Capitol Improvement Plan

City of Northfield, Minnesota

2025 *thru* 2029

Department Engineering Division
Contact Public Works Director
Type Improvement
Useful Life 15 years
Category Capital Improvement Plan (CI)
Priority 2 Very Important
Status Active

Project # E-2026-002
Project Name Jefferson Parkway Mill and Overlay

Total Project Cost: \$2,007,487

Description

Mill and Overlay of Jefferson Pkwy from Washington St. S to Spring Creek Road. This will include spot sidewalk and curb replacement. Median Refuge island for Pedestrians. If MTT trail isn't completed by 2026 on this segment it will be included with the project.

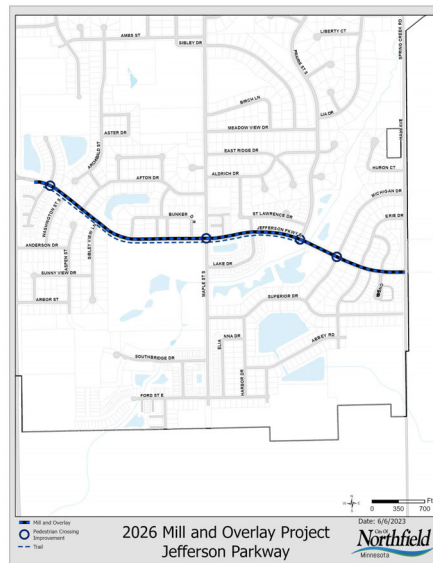
This project will include pedestrian crossing improvements on Jefferson Parkway and Washington Street, Jefferson Parkway and Maple Street, Jefferson Parkway and Prairie Street, and Jefferson Parkway and Michigan Drive.

Justification

This road segment has been identified by Public Works personnel as a likely candidate for a 2" mill and overlay based on the current pavement condition and the current condition of the existing utilities.

Expenditures	2025	2026	2027	2028	2029	Total
Construction/Maintenance		2,007,487				2,007,487
Total		2,007,487				2,007,487

Funding Sources	2025	2026	2027	2028	2029	Total
Bonded Dollars		1,474,358				1,474,358
Franchise Fees		400,000				400,000
Stormwater Fund		94,522				94,522
Waste Water Fund		18,638				18,638
Water Fund		19,969				19,969
Total		2,007,487				2,007,487



Capital Improvement Plan
City of Northfield, Minnesota

2025 *thru* 2029

Department Engineering Division
Contact Public Works Director
Type Improvement
Useful Life 40 years
Category Capital Improvement Plan (CI)
Priority 2 Very Important
Status Active

Project # E-2026-003
Project Name Spring Creek Road Reconstruction

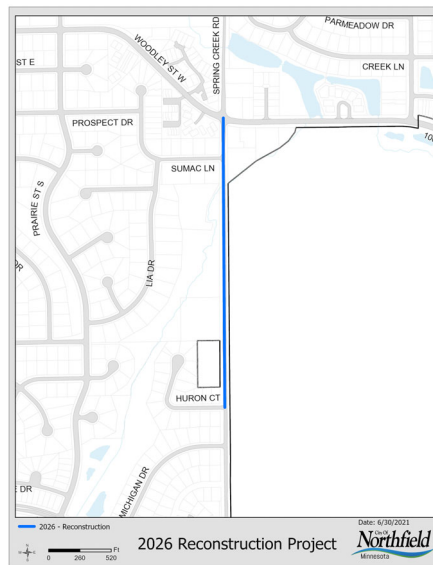
Total Project Cost: \$2,270,952

Description
 Spring Creek Road Reconstruction from Woodley Street to Huron Court

Justification

Expenditures	2025	2026	2027	2028	2029	Total
Construction/Maintenance		2,270,952				2,270,952
Total		2,270,952				2,270,952

Funding Sources	2025	2026	2027	2028	2029	Total
MSA		1,010,064				1,010,064
Stormwater Fund		582,744				582,744
Waste Water Fund		0				0
Water Fund		678,144				678,144
Total		2,270,952				2,270,952



Capital Improvement Plan
City of Northfield, Minnesota

2025 *thru* 2029

Department Engineering Division
Contact Public Works Director
Type Improvement
Useful Life 40 years
Category Capital Improvement Plan (CI)
Priority 2 Very Important
Status Active

Project # E-2026-004
Project Name Fremouw Avenue Railroad Crossing Medians

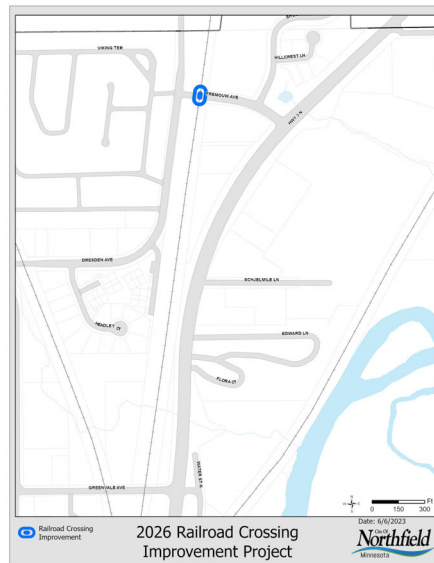
Total Project Cost: \$290,000

Description
 Quiet Zone infrastructure installation

Justification
 Required Quiet Zone infrastructure installations.

Expenditures	2025	2026	2027	2028	2029	Total
Construction/Maintenance		290,000				290,000
Total		290,000				290,000

Funding Sources	2025	2026	2027	2028	2029	Total
Bonded Dollars		290,000				290,000
Total		290,000				290,000



Capital Improvement Plan
City of Northfield, Minnesota

2025 *thru* 2029

Department Engineering Division
Contact Public Works Director
Type New Infrastructure
Useful Life 40 years
Category Capital Improvement Plan (CI)
Priority 1 Critical
Status Active

Project # E-2026-005
Project Name Mill Towns Trail-Prairie Street to Woodley Street

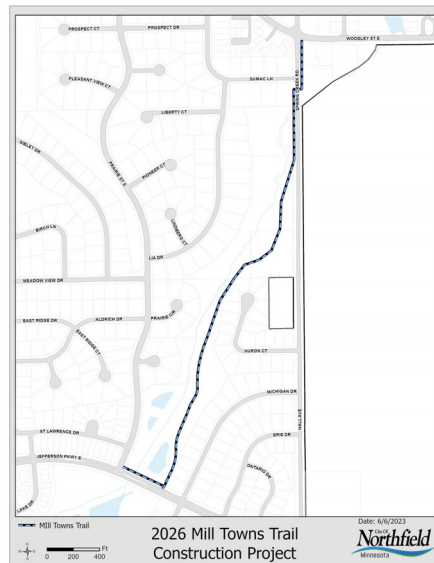
Total Project Cost: \$1,169,885

Description
 Mill Towns Trail Segment "C" - Prarire Street to Woodley Street

Justification
 Strategic Plan Trail Segment

Expenditures	2025	2026	2027	2028	2029	Total
Construction/Maintenance		1,169,885				1,169,885
Total		1,169,885				1,169,885

Funding Sources	2025	2026	2027	2028	2029	Total
Bonded Dollars		1,169,885				1,169,885
Total		1,169,885				1,169,885



Capital Improvement Plan
City of Northfield, Minnesota

2025 *thru* 2029

Department Engineering Division
Contact Public Works Director
Type New Infrastructure
Useful Life 75 years
Category Capital Improvement Plan (CI)
Priority 1 Critical
Status Active

Project # E-2026-006
Project Name Prairie Street Sidewalk

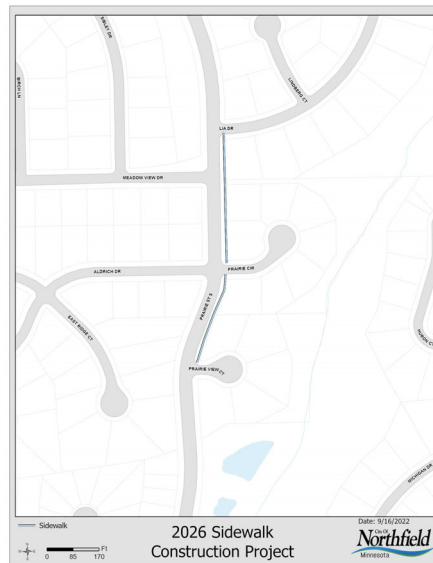
Total Project Cost: \$180,468

Description
 New sidewalk on the east side of Prairie Street from Prairie View Court to Lia Drive

Justification
 High Priority Gap

Expenditures	2025	2026	2027	2028	2029	Total
Construction/Maintenance		180,468				180,468
Total		180,468				180,468

Funding Sources	2025	2026	2027	2028	2029	Total
Bonded Dollars		180,468				180,468
Total		180,468				180,468



Capital Improvement Plan
City of Northfield, Minnesota

2025 *thru* 2029

Department Engineering Division

Contact

Type Improvement

Useful Life 25 years

Category Capital Improvement Plan (CI)

Priority 2 Very Important

Status Active

Total Project Cost: \$2,000,000

Project #	E-2026-007
Project Name	St. Olaf, 2nd & 3rd St Railroad Crossing Signal

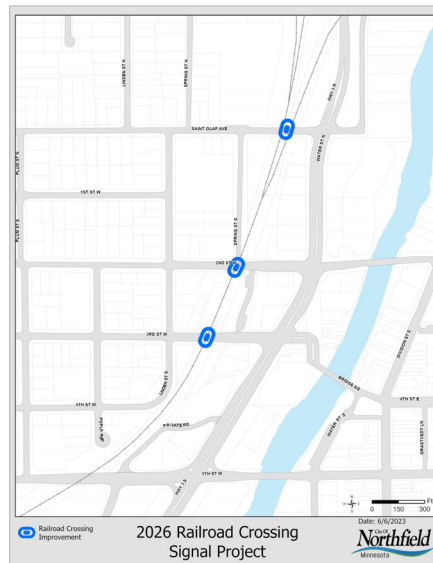
Description

This project is in coordination with MnDOT to improve the railroad signal system through the section 130 program. This project will be cost shared 90% MnDOT Section 130 Program, 5% City of Northfield, 5% Union Pacific.

Justification

Expenditures	2025	2026	2027	2028	2029	Total
Construction/Maintenance		2,000,000				2,000,000
Total		2,000,000				2,000,000

Funding Sources	2025	2026	2027	2028	2029	Total
Capital Reserve Fund		100,000				100,000
Other		1,900,000				1,900,000
Total		2,000,000				2,000,000



Capital Improvement Plan
City of Northfield, Minnesota

2025 thru 2029

Department Engineering Division
Contact Public Works Director
Type Maintenance
Useful Life 10 years
Category Capital Improvement Plan (CI)
Priority 2 Very Important
Status Active

Project # E-2026-008
Project Name 2026 Seal Coat

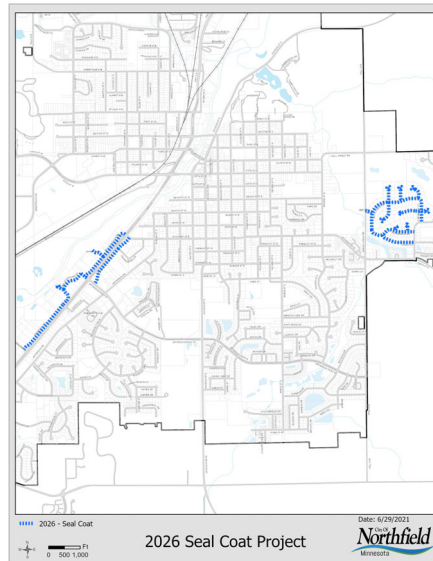
Total Project Cost: \$116,630

Description
 Seal Coat on the West Frontage Road, Bollenbacher Drive, Jefferson Parkway, Bollenbacher Court, East Frontage Road, Mayflower Drive, Parmeadow Drive, Creek Lane, Mayflower Court, Baneberry Court, Primrose Court, Turnberry Court, Goldenrod Court, Goldenrod Circle, Clover Court, Crocus Court

Justification

Expenditures	2025	2026	2027	2028	2029	Total
Construction/Maintenance		116,630				116,630
Total		116,630				116,630

Funding Sources	2025	2026	2027	2028	2029	Total
MSA		116,630				116,630
Total		116,630				116,630



Capital Improvement Plan
City of Northfield, Minnesota

2025 *thru* 2029

Department Engineering Division

Contact

Type Improvement

Useful Life

Category Capital Improvement Plan (CI)

Priority 2 Very Important

Status Active

Total Project Cost: \$290,000

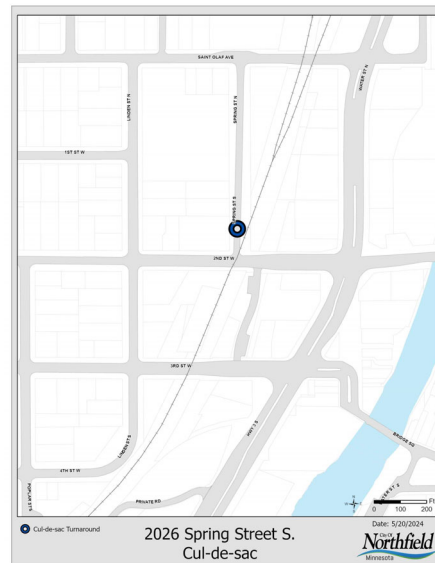
Project #	E-2026-009
Project Name	Spring Street Cul-de-sac

Description
A Cul-de-sac on the south end of Spring Street near Second Street. This is required in order to apply and receive a railroad quiet zone. A pedestrian/bike through access will be include

Justification

Expenditures	2025	2026	2027	2028	2029	Total
Construction/Maintenance		290,000				290,000
Total		290,000				290,000

Funding Sources	2025	2026	2027	2028	2029	Total
Bonded Dollars		290,000				290,000
Total		290,000				290,000



Capital Improvement Plan
City of Northfield, Minnesota

2025 *thru* 2029

Department Engineering Division
Contact Public Works Director
Type Improvement
Useful Life 40 years
Category Capital Improvement Plan (CI)
Priority 2 Very Important
Status Active

Project # E-2026-010
Project Name Jefferson Parkway Trail

Total Project Cost: \$226,512

Description
 New trail installation on Jefferson Parkway from Prairie Street to Spring Creek Road

Justification

Expenditures	2025	2026	2027	2028	2029	Total
Construction/Maintenance		226,512				226,512
Total		226,512				226,512

Funding Sources	2025	2026	2027	2028	2029	Total
Bonded Dollars		226,512				226,512
Total		226,512				226,512

Capital Improvement Plan
City of Northfield, Minnesota

2025 *thru* 2029

Department Engineering Division
Contact Public Works Director
Type Maintenance
Useful Life 25 years
Category Capital Improvement Plan (CI)
Priority 1 Critical
Status Active

Project # E-2027-001
Project Name 2027 Reclamation Project

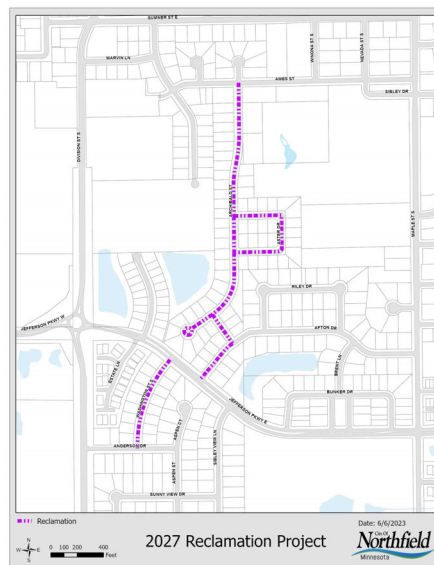
Total Project Cost: \$1,485,290

Description
 Pavement Reclamation on Archibald Street, Archibald Circle, Allison Drive, Aster Drive, Afton Street and Washington Street

Justification

Expenditures	2025	2026	2027	2028	2029	Total
Construction/Maintenance			1,485,290			1,485,290
Total			1,485,290			1,485,290

Funding Sources	2025	2026	2027	2028	2029	Total
Bonded Dollars			717,449			717,449
Franchise Fees			400,000			400,000
Stormwater Fund			107,713			107,713
Waste Water Fund			48,960			48,960
Water Fund			211,168			211,168
Total			1,485,290			1,485,290



Capital Improvement Plan

City of Northfield, Minnesota

2025 *thru* 2029

Department Engineering Division
Contact Public Works Director
Type Improvement
Useful Life 40 years
Category Capital Improvement Plan (CI)
Priority 2 Very Important
Status Active

Project # E-2027-002
Project Name Spring Creek Road Reclamation

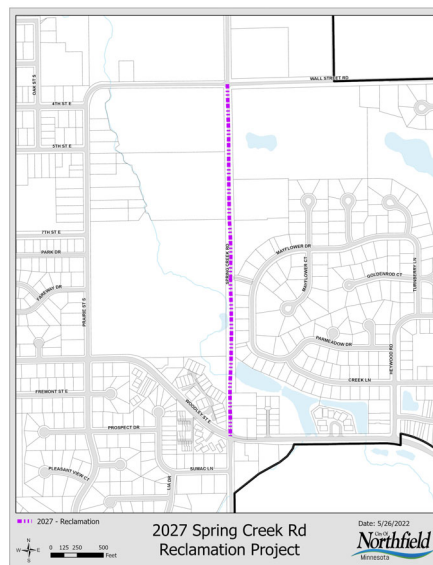
Total Project Cost: \$1,365,623

Description
 Pavement Reclamation from Woodley Street to Wall Street Road

Justification
 This project area has been identified Public Works personnel as a likely candidate for a pavement reclamation based on the current pavement condition, and the current condition of the existing utilities.

Expenditures	2025	2026	2027	2028	2029	Total
Land Acquisition	25,000					25,000
Construction/Maintenance			1,340,623			1,340,623
Total	25,000		1,340,623			1,365,623

Funding Sources	2025	2026	2027	2028	2029	Total
Bonded Dollars			367,373			367,373
Franchise Fees			400,000			400,000
Stormwater Fund			71,559			71,559
Waste Water Fund			32,527			32,527
Water Fund			494,164			494,164
Total			1,365,623			1,365,623



Capital Improvement Plan

City of Northfield, Minnesota

2025 thru 2029

Department Engineering Division
Contact Public Works Director
Type New Infrastructure
Useful Life 40 years
Category Capital Improvement Plan (CI)
Priority 1 Critical
Status Active

Project # E-2027-003
Project Name 2027 Sidewalk Gaps Project

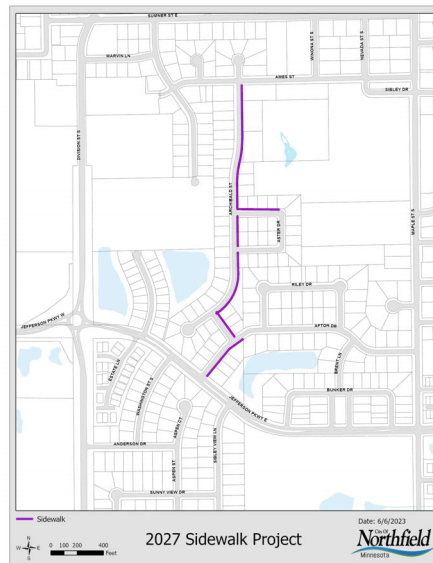
Total Project Cost: \$569,019

Description
 High Priority Sidewalk Gaps on Archibald Street, Allison Drive, Aster Drive, and Afton Street

Justification
 Sidewalk gaps identified in the City of Northfield Ped, Bike, and Trail Plan.

Expenditures	2025	2026	2027	2028	2029	Total
Construction/Maintenance			569,019			569,019
Total			569,019			569,019

Funding Sources	2025	2026	2027	2028	2029	Total
Bonded Dollars			569,019			569,019
Total			569,019			569,019



Capital Improvement Plan

City of Northfield, Minnesota

2025 *thru* 2029

Department Engineering Division
Contact Public Works Director
Type New Infrastructure
Useful Life 25 years
Category Capital Improvement Plan (CI)
Priority 1 Critical
Status Active

Project # E-2027-005
Project Name TH 19 Trail

Total Project Cost: \$2,342,600

Description

Trail segment along the north side of TH 19 from Armstrong Road to Decker Avenue. The City of Northfield has been awarded a Transportation Alternatives Program (TAP) Grant for a portion of the project.

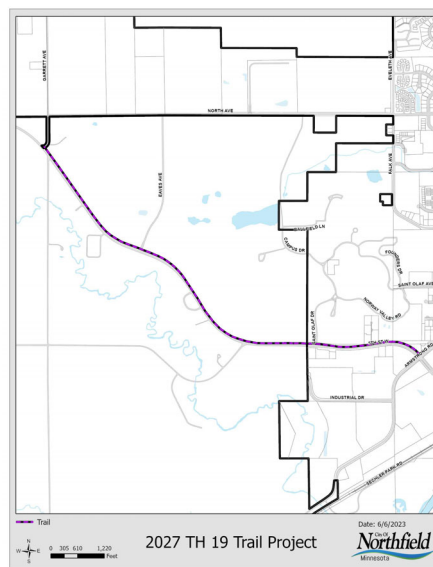
There currently is a funding gap to build the trail all the way to Decker Avenue. City Staff is still exploring additional grant opportunities to fill the funding gap.

Justification

This trail is identified in the City of Northfield Ped Bike and Trail System Plan as an Off-street Trail/Path

Expenditures	2025	2026	2027	2028	2029	Total
Construction/Maintenance		2,342,600				2,342,600
Total		2,342,600				2,342,600

Funding Sources	2025	2026	2027	2028	2029	Total
Grant			1,092,213			1,092,213
Other			1,250,387			1,250,387
Total			2,342,600			2,342,600



Capital Improvement Plan

City of Northfield, Minnesota

2025 *thru* 2029

Department Engineering Division
Contact Public Works Director
Type Maintenance
Useful Life
Category Capital Improvement Plan (CI)
Priority 2 Very Important
Status Active

Project # E-2027-006
Project Name 2027 Seal Coat

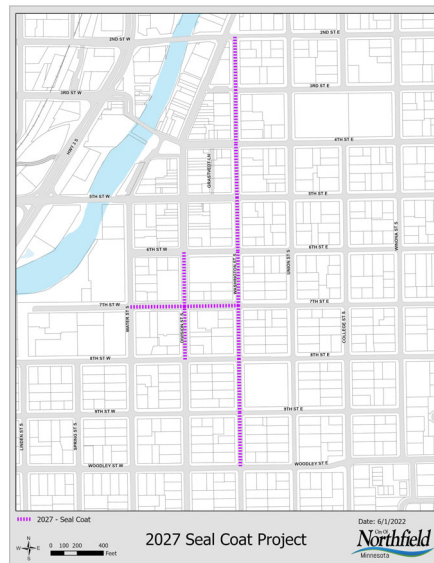
Total Project Cost: \$38,184

Description
 Division Street from Eighth Street to Sixth Street, Seventh Street from Water Street to Washington Street, Washington Street from Second Street to Woodley Street

Justification
 This scheduled maintenance is necessary to maintain the PCI ratings set forth by the Strategic Plan.

Expenditures	2025	2026	2027	2028	2029	Total
Construction/Maintenance			38,184			38,184
Total			38,184			38,184

Funding Sources	2025	2026	2027	2028	2029	Total
MSA			38,184			38,184
Total			38,184			38,184



Capital Improvement Plan

City of Northfield, Minnesota

2025 *thru* 2029

Department Engineering Division
Contact Public Works Director
Type Improvement
Useful Life 15 years
Category Capital Improvement Plan (CI)
Priority 2 Very Important
Status Active

Project # E-2027-007
Project Name Water Street Mill and Overlay

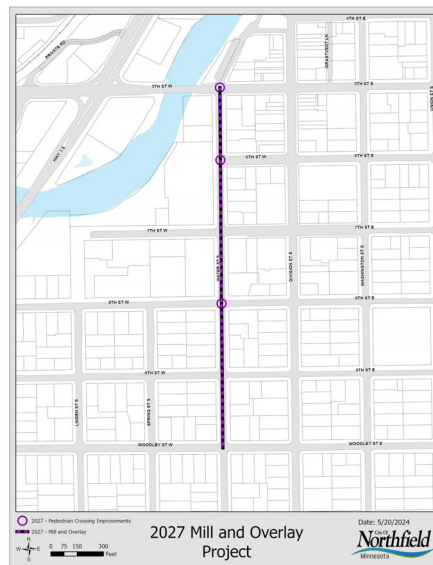
Total Project Cost: \$633,776

Description
 Mill and Overlay on Water Street from Fifth Street to Woodley Street.
 Project will also include Crossing Improvements at the intersections of Fifth Street, Sixth Street and Eighth Street

Justification

Expenditures	2025	2026	2027	2028	2029	Total
Construction/Maintenance			633,776			633,776
Total			633,776			633,776

Funding Sources	2025	2026	2027	2028	2029	Total
Bonded Dollars			570,456			570,456
Stormwater Fund			44,957			44,957
Waste Water Fund			8,865			8,865
Water Fund			9,498			9,498
Total			633,776			633,776



Capital Improvement Plan

City of Northfield, Minnesota

2025 *thru* 2029

Department Engineering Division
Contact Public Works Director
Type Improvement
Useful Life 40 years
Category Capital Improvement Plan (CI)
Priority 2 Very Important
Status Active

Project # E-2028-001
Project Name 2028 Reclamation Project

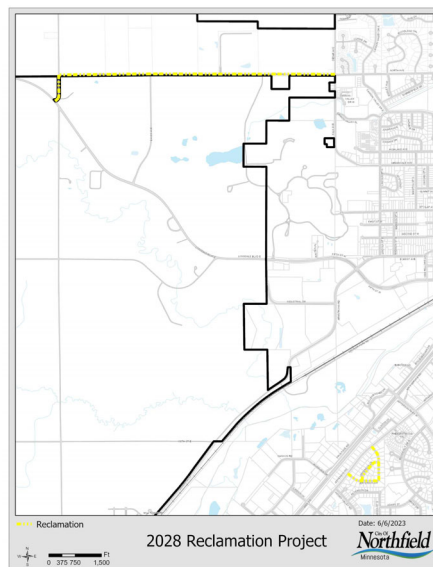
Total Project Cost: \$2,256,584

Description
 Pavement Reclamation on North Avenue, Decker Avenue, Jefferson Drive and Jefferson Lane.

Justification
 This project area has been identified Public Works personnel as a likely candidate for a pavement reclamation based on the current pavement condition, and the current condition of the existing utilities.

Expenditures	2025	2026	2027	2028	2029	Total
Construction/Maintenance				2,256,584		2,256,584
Total				2,256,584		2,256,584

Funding Sources	2025	2026	2027	2028	2029	Total
Bonded Dollars				1,528,085		1,528,085
Franchise Fees				400,000		400,000
Stormwater Fund				160,874		160,874
Waste Water Fund				73,125		73,125
Water Fund				94,500		94,500
Total				2,256,584		2,256,584



Capital Improvement Plan
City of Northfield, Minnesota

2025 *thru* 2029

Department Engineering Division
Contact Public Works Director
Type Improvement
Useful Life 15 years
Category Capital Improvement Plan (CI)
Priority 2 Very Important
Status Active

Project # E-2028-002
Project Name Eaves Avenue Mill and Overlay

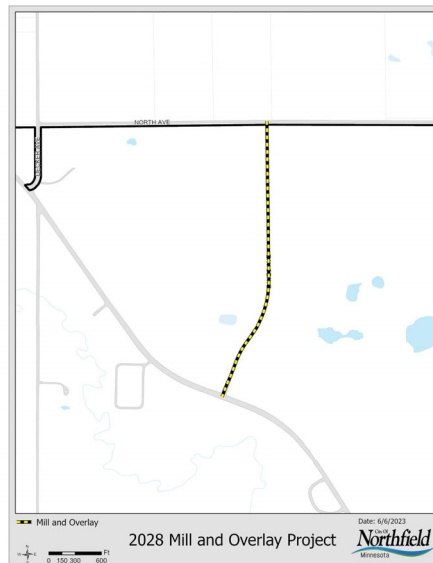
Total Project Cost: \$453,363

Description
 Mill and Overlay on Eaves Avenue from North Avenue to TH 19

Justification
 This road segment has been identified by Public Works personnel as a likely candidate for a 2" mill and overlay based on the current pavement condition and the current condition of the existing utilities.

Expenditures	2025	2026	2027	2028	2029	Total
Construction/Maintenance				453,363		453,363
Total				453,363		453,363

Funding Sources	2025	2026	2027	2028	2029	Total
Bonded Dollars				12,456		12,456
Franchise Fees				400,000		400,000
Stormwater Fund				40,907		40,907
Total				453,363		453,363



Capital Improvement Plan
City of Northfield, Minnesota

2025 *thru* 2029

Department Engineering Division
Contact Public Works Director
Type New Infrastructure
Useful Life 40 years
Category Capital Improvement Plan (CI)
Priority 1 Critical
Status Active

Project # E-2028-003
Project Name 2028 Sidewalk Improvements

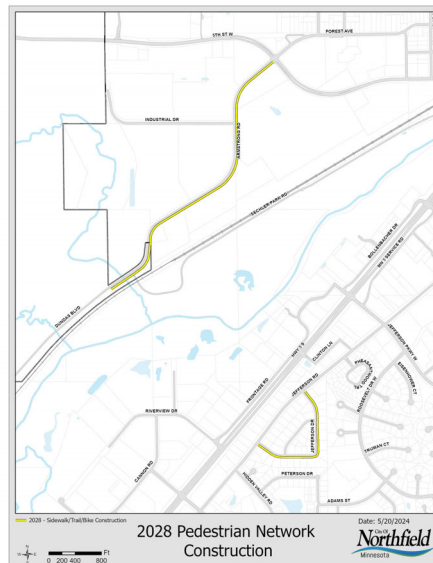
Total Project Cost: \$1,566,710

Description
 High Priority Sidewalk Gaps on Jefferson Drive from Jefferson Road to Jefferson Road. Off Street Trail on Armstrong Road from TH 19 to the Compost Site.

Justification

Expenditures	2025	2026	2027	2028	2029	Total
Construction/Maintenance				1,566,710		1,566,710
Total				1,566,710		1,566,710

Funding Sources	2025	2026	2027	2028	2029	Total
Bonded Dollars				1,566,710		1,566,710
Total				1,566,710		1,566,710



Capital Improvement Plan

City of Northfield, Minnesota

2025 thru 2029

Department Engineering Division
Contact Public Works Director
Type Improvement
Useful Life 25 years
Category Capital Improvement Plan (CI)
Priority 2 Very Important
Status Active

Project # E-2028-007
Project Name Armstrong Road Reclamation

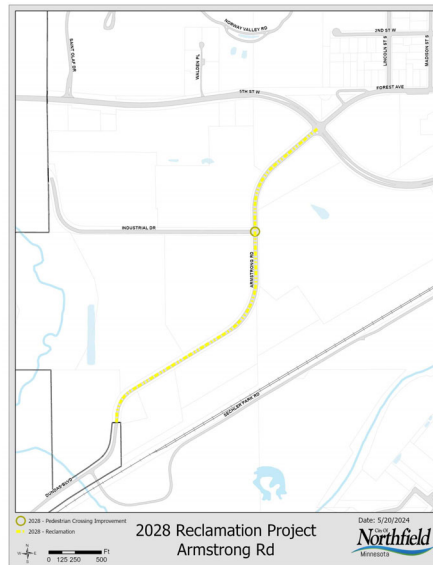
Total Project Cost: \$1,000,940

Description
 Pavement Reclamation on Armstrong Road from TH 19 to the City Limits. This project will be completed in conjunction with Rice County's CSAH 78 Project

Justification

Expenditures	2025	2026	2027	2028	2029	Total
Construction/Maintenance				1,000,940		1,000,940
Total				1,000,940		1,000,940

Funding Sources	2025	2026	2027	2028	2029	Total
Bonded Dollars				821,121		821,121
Stormwater Fund				79,100		79,100
Waste Water Fund				35,955		35,955
Water Fund				64,764		64,764
Total				1,000,940		1,000,940



Capital Improvement Plan
City of Northfield, Minnesota

2025 *thru* 2029

Department Engineering Division
Contact Public Works Director
Type Improvement
Useful Life 25 years
Category Capital Improvement Plan (CI)
Priority 2 Very Important
Status Active

Project #	E-2028-008
Project Name	Armstrong Road Reconstruction

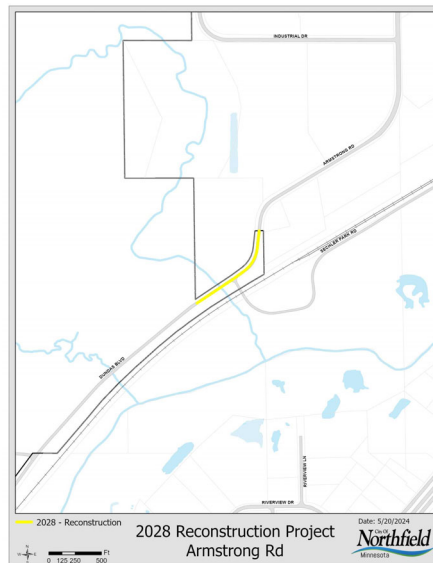
Total Project Cost: \$1,827,604

Description
 Reconstructon of Armstrong Road from the City Limits to the Compost Site. This project will be completed in conjunction with Rice County CSAH 78 Reconstruction

Justification

Expenditures	2025	2026	2027	2028	2029	Total
Construction/Maintenance				1,827,604		1,827,604
Total				1,827,604		1,827,604

Funding Sources	2025	2026	2027	2028	2029	Total
Bonded Dollars				591,851		591,851
Rice County				723,374		723,374
Water Fund				512,379		512,379
Total				1,827,604		1,827,604



Capital Improvement Plan
City of Northfield, Minnesota

2025 *thru* 2029

Department Engineering Division
Contact Public Works Director
Type Improvement
Useful Life 15 years
Category Capital Improvement Plan (CI)
Priority 2 Very Important
Status Active

Project # E-2029-001
Project Name Jefferson Road Mill and Overlay

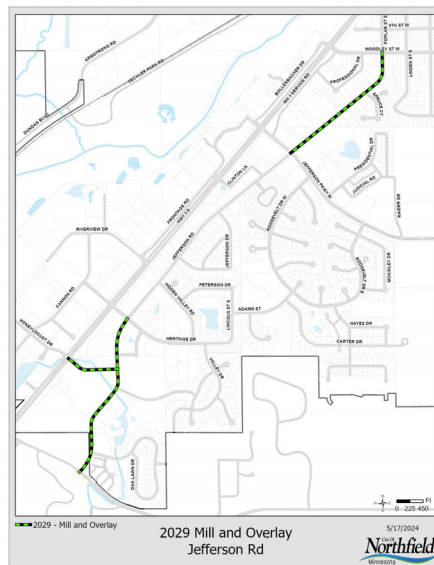
Total Project Cost: \$1,824,932

Description
 Mill and Overlay on Jefferson Road from Heritage Drive to CSAH 1 and on HoneyLocust Drive from TH 3 to Jefferson Road

Justification

Expenditures	2025	2026	2027	2028	2029	Total
Construction/Maintenance					1,824,932	1,824,932
Total					1,824,932	1,824,932

Funding Sources	2025	2026	2027	2028	2029	Total
Bonded Dollars					1,435,491	1,435,491
Franchise Fees					200,000	200,000
Stormwater Fund					104,193	104,193
Waste Water Fund					47,360	47,360
Water Fund					37,888	37,888
Total					1,824,932	1,824,932



Capital Improvement Plan
City of Northfield, Minnesota

2025 *thru* 2029

Department Engineering Division
Contact Public Works Director
Type Improvement
Useful Life 15 years
Category Capital Improvement Plan (CI)
Priority 2 Very Important
Status Active

Project # E-2029-002
Project Name Greenvale Avenue Mill and Overlay

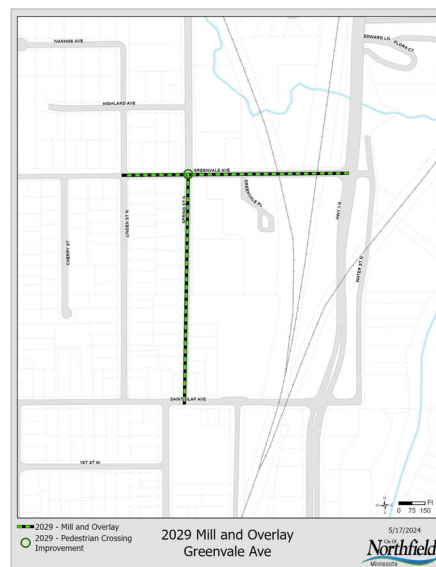
Total Project Cost: \$1,167,917

Description
 Mill and Overlay on Greenvale Avenue from TH 3 to Lincoln Street and Spring Street from Greenvale Avenue to St. Olaf Avenue.
 Project also includes a Crossing Improvement at Greenvale Avenue and Spring Street intersection.

Justification

Expenditures	2025	2026	2027	2028	2029	Total
Construction/Maintenance					1,167,917	1,167,917
Total					1,167,917	1,167,917

Funding Sources	2025	2026	2027	2028	2029	Total
Bonded Dollars					815,514	815,514
Franchise Fees					200,000	200,000
Stormwater Fund					83,821	83,821
Waste Water Fund					38,101	38,101
Water Fund					30,481	30,481
Total					1,167,917	1,167,917



Capital Improvement Plan
City of Northfield, Minnesota

2025 *thru* 2029

Department Engineering Division
Contact Public Works Director
Type Improvement
Useful Life 15 years
Category Capital Improvement Plan (CI)
Priority 2 Very Important
Status Active

Project # E-2029-003
Project Name Cannon Valley Drive Mill and Overlay

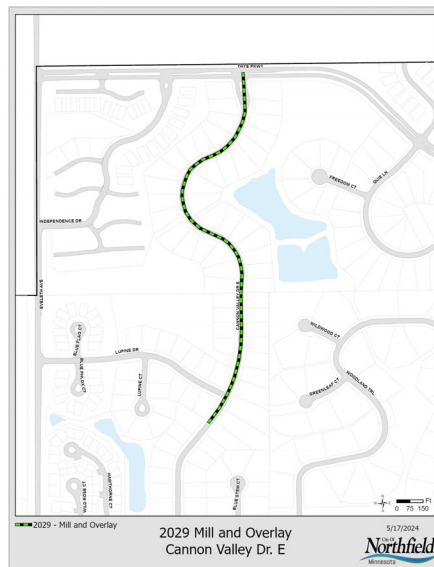
Total Project Cost: \$332,664

Description
 Mill and Overlay on Cannon Valley Drive from 600' North of Lupine Drive to Thye Parkway

Justification

Expenditures	2025	2026	2027	2028	2029	Total
Construction/Maintenance					332,664	332,664
Total					332,664	332,664

Funding Sources	2025	2026	2027	2028	2029	Total
Bonded Dollars					87,313	87,313
Franchise Fees					200,000	200,000
Stormwater Fund					24,943	24,943
Waste Water Fund					11,338	11,338
Water Fund					9,070	9,070
Total					332,664	332,664



Capital Improvement Plan
City of Northfield, Minnesota

2025 *thru* 2029

Department Engineering Division
Contact Public Works Director
Type Improvement
Useful Life 15 years
Category Capital Improvement Plan (CI)
Priority 2 Very Important
Status Active

Project # E-2029-004
Project Name Presidential Commons Mill and Overlay

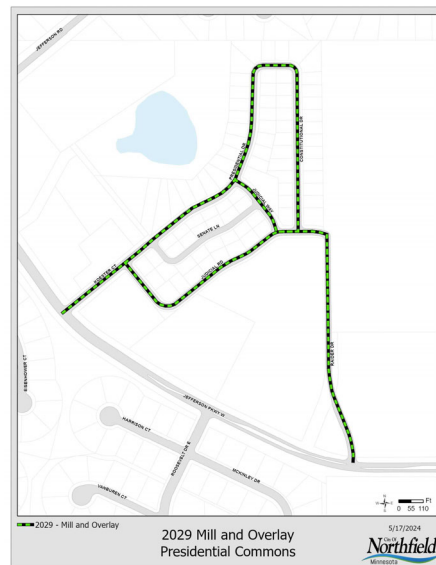
Total Project Cost: \$952,084

Description
 Mill and Overlay on Koester Court, Presidential Drive, Judicial Road, Judicial Way, and Constitutional Drive

Justification

Expenditures	2025	2026	2027	2028	2029	Total
Construction/Maintenance					952,084	952,084
Total					952,084	952,084

Funding Sources	2025	2026	2027	2028	2029	Total
Bonded Dollars					625,015	625,015
Franchise Fees					200,000	200,000
Stormwater Fund					69,888	69,888
Waste Water Fund					31,767	31,767
Water Fund					25,414	25,414
Total					952,084	952,084



Capital Improvement Plan
City of Northfield, Minnesota

2025 *thru* 2029

Department Engineering Division
Contact Public Works Director
Type New Infrastructure
Useful Life 40 years
Category Capital Improvement Plan (CI)
Priority 2 Very Important
Status Active

Project # E-2029-006
Project Name 2029 Sidewalk/Trail Improvements

Total Project Cost: \$526,637

Description
 High Priority Sidewalk and Trail Gaps

Justification

Expenditures	2025	2026	2027	2028	2029	Total
Construction/Maintenance					526,637	526,637
Total					526,637	526,637

Funding Sources	2025	2026	2027	2028	2029	Total
Bonded Dollars					526,637	526,637
Total					526,637	526,637

Capital Improvement Plan
City of Northfield, Minnesota

2025 *thru* 2029

Department NCRC

Contact

Type Improvement

Useful Life

Category Capital Improvement Plan (CI)

Priority 3 Important

Status Active

Total Project Cost: \$10,000

Project #	NCRC 2024-01
Project Name	Exterior Painting

Description
Exterior Building Painting

Justification

Expenditures	2025	2026	2027	2028	2029	Total
Construction/Maintenance	10,000					10,000
Total	10,000					10,000

Funding Sources	2025	2026	2027	2028	2029	Total
Capital Reserve Fund	10,000					10,000
Total	10,000					10,000

Capital Improvement Plan
City of Northfield, Minnesota

2025 *thru* 2029

Department NCRC

Contact

Type Improvement

Useful Life

Category Capital Improvement Plan (CI)

Priority 1 Critical

Status Active

Total Project Cost: \$50,000

Project #	NCRC 2024-02
Project Name	FiftyNorth Locker room updates

Description
Update both locker rooms at FiftyNorth. The plumbing fixtures, stall partitions, tile walls and flooring, benching would be replaced as part of the update.

Justification
The current fixtures and surfaces are in poor condition and are far beyond their useful life. Partitions and benches have significant rust, the tile and grout are in poor condition. The plumbing fixtures require frequent maintenance. There are currently no partitions in the shower area.

Expenditures	2025	2026	2027	2028	2029	Total
Construction/Maintenance	50,000					50,000
Total	50,000					50,000

Funding Sources	2025	2026	2027	2028	2029	Total
Capital Reserve Fund	50,000					50,000
Total	50,000					50,000

Capital Improvement Plan
City of Northfield, Minnesota

2025 *thru* 2029

Department NCRC

Contact

Type Equipment

Useful Life 20 years

Category Capital Improvement Plan (CI)

Priority 1 Critical

Status Active

Total Project Cost: \$98,000

Project #	NCRC 2025-01
Project Name	Chiller replacement

Description
Replace Chiller at NCRC. The chiller provides the air conditioning for the entire NCRC complex.

Justification
The chiller is approaching the end of its useful life and has experienced increasing breakdowns that require repairs. The current unit also uses R-22 as its primary refrigerant which is currently being phased out in cooling applications.

Expenditures	2025	2026	2027	2028	2029	Total
Equip/Vehicles/Furnishings	98,000					98,000
Total	98,000					98,000

Funding Sources	2025	2026	2027	2028	2029	Total
Capital Reserve Fund	98,000					98,000
Total	98,000					98,000

Capital Improvement Plan
City of Northfield, Minnesota

2025 *thru* 2029

Department NCRC

Contact

Type Equipment

Useful Life 20 years

Category Capital Improvement Plan (CI)

Priority 2 Very Important

Status Active

Total Project Cost: \$48,000

Project #	NCRC 2027-01
Project Name	Boiler replacement

Description
Replace the current 4 boilers. The boilers provide all of the radiant heat in the complex.

Justification
The current boilers are nearing the end of their useful life and should be replaced to avoid down time and costly repairs.

Expenditures	2025	2026	2027	2028	2029	Total
Equip/Vehicles/Furnishings			48,000			48,000
Total			48,000			48,000

Funding Sources	2025	2026	2027	2028	2029	Total
Capital Reserve Fund			48,000			48,000
Total			48,000			48,000

Capital Improvement Plan
City of Northfield, Minnesota

2025 *thru* 2029

Department NCRC

Contact

Type Equipment

Useful Life

Category Capital Improvement Plan (CI)

Priority 2 Very Important

Status Active

Total Project Cost: \$260,000

Project #	NCRC-2024-02
Project Name	NCRC-Air handling units replacement

Description
Replace the air handling units at the NCRC complex. The AHUs provide all of the heated and cooled air throughout the complex.

Justification
The air handling units supply heating and cooling to the facility and are past their useful life and need to be replaced. They are becoming more expensive to maintain, parts are getting harder to find and break downs are more frequent.

Expenditures	2025	2026	2027	2028	2029	Total
Equip/Vehicles/Furnishings	130,000					130,000
Total	130,000					130,000

Funding Sources	2025	2026	2027	2028	2029	Total
Capital Reserve Fund	130,000					130,000
Total	130,000					130,000

Capital Improvement Plan
City of Northfield, Minnesota

2025 *thru* 2029

Department NCRC

Contact

Type Maintenance

Useful Life

Category Capital Improvement Plan (CI)

Priority 2 Very Important

Status Active

Total Project Cost: \$40,000

Project #	NCRC-2024-05
Project Name	Replace VCT tile

Description
Replace vinyl composite tile (VCT) tile in the youth wing with luxury vinyl tile (LVT) flooring in the Youth Wing of the NCRC

Justification
The VCT is in poor condition and is far past its useful life. Matching tiles are unable to be found and the maintenance costs are increasing. LVT requires much less maintenance and are more durable.

Expenditures	2025	2026	2027	2028	2029	Total
Construction/Maintenance	40,000					40,000
Total	40,000					40,000

Funding Sources	2025	2026	2027	2028	2029	Total
Capital Reserve Fund	40,000					40,000
Total	40,000					40,000

Capital Improvement Plan
City of Northfield, Minnesota

2025 *thru* 2029

Department NCRC

Contact

Type Improvement

Useful Life 12 years

Category Capital Improvement Plan (CI)

Priority 3 Important

Status Active

Total Project Cost: \$20,000

Project #	NCRC-2025-03
Project Name	Replace FiftyNorth entry and lobby carpet

Description
Replace the carpet in the entry and lobby of FiftyNorth.

Justification
The carpet in the lobby area is near the end of its useful life and is becoming increasingly difficult to maintain. Several areas are stained and matching tiles are unavailable.

Expenditures	2025	2026	2027	2028	2029	Total
Construction/Maintenance	20,000					20,000
Total	20,000					20,000

Funding Sources	2025	2026	2027	2028	2029	Total
Capital Reserve Fund	20,000					20,000
Total	20,000					20,000

Capital Improvement Plan
City of Northfield, Minnesota

2025 *thru* 2029

Department NCRC
Contact
Type Maintenance
Useful Life
Category Capital Improvement Plan (CI)
Priority 3 Important
Status Active

Project # NCRC-2025-04
Project Name Polish terazzo flooring

Total Project Cost: \$35,000

Description
 Polish the terazzo flooring in the common areas.

Justification
 The flooring finish is in poor condition and has been neglected for a number of years. Mechanically polishing the floor will improve the aesthetics and eliminate the need for costly annual coatings.

Expenditures	2025	2026	2027	2028	2029	Total
Construction/Maintenance	35,000					35,000
Total	35,000					35,000

Funding Sources	2025	2026	2027	2028	2029	Total
Capital Reserve Fund	35,000					35,000
Total	35,000					35,000

Capital Improvement Plan
City of Northfield, Minnesota

2025 *thru* 2029

Department NCRC
Contact
Type Facility
Useful Life
Category Capital Improvement Plan (CI)
Priority 1 Critical
Status Active

Project # NCRC-2025-06
Project Name NCRC public restroom refurbishments

Total Project Cost: \$100,000

Description
 Refurbish NCRC public restrooms. The refurbishments would include plumbing fixtures, partitions, sinks and vanity, and tile replacement.

Justification
 The public restrooms are in poor condition and have original fixtures. The plumbing fixtures require frequent maintenance. The partitions and vanities are in rusted and worn beyond repair.

Expenditures	2025	2026	2027	2028	2029	Total
Construction/Maintenance		100,000				100,000
Total		100,000				100,000

Funding Sources	2025	2026	2027	2028	2029	Total
NCRC Fund		100,000				100,000
Total		100,000				100,000

Capital Improvement Plan
City of Northfield, Minnesota

2025 *thru* 2029

Department NCRC

Contact

Type Equipment

Useful Life

Category Capital Improvement Plan (CI)

Priority 2 Very Important

Status Active

Total Project Cost: \$20,000

Project #	NCRC-2026-01
Project Name	Replace pool dehumidifier

Description
Replace Soresco dehumidifier. The dehumidifier serves the pool area and is necessary to keep the air dry and assists keeping the pool deck dry.

Justification
The current dehumidifier is well past its useful life and is requiring more and more costly repairs.

Expenditures	2025	2026	2027	2028	2029	Total
Equip/Vehicles/Furnishings		20,000				20,000
Total		20,000				20,000

Funding Sources	2025	2026	2027	2028	2029	Total
NCRC Fund		20,000				20,000
Total		20,000				20,000

Capital Improvement Plan
City of Northfield, Minnesota

2025 *thru* 2029

Department NCRC

Contact

Type Improvement

Useful Life 20 years

Category Capital Improvement Plan (CI)

Priority 3 Important

Status Active

Total Project Cost: \$65,000

Project #	NCRC-2525-02
Project Name	Replace Pool Deck

Description
Replace the deck at the pool in FiftyNorth.

Justification
the pool deck is in poor condition and holds water. The improper sloping causes puddles on the deck which causes slip hazards and creates unsanitary conditions.

Expenditures	2025	2026	2027	2028	2029	Total
Construction/Maintenance	65,000					65,000
Total	65,000					65,000

Funding Sources	2025	2026	2027	2028	2029	Total
Capital Reserve Fund	65,000					65,000
Total	65,000					65,000

Capital Improvement Plan
City of Northfield, Minnesota

2025 *thru* 2029

Department Park Division
Contact Public Works Director
Type Improvement
Useful Life 40 years
Category Capital Improvement Plan (CI)
Priority 2 Very Important
Status Active

Project #	P-2024-001
Project Name	Bridge Square Phase 1 Improvements

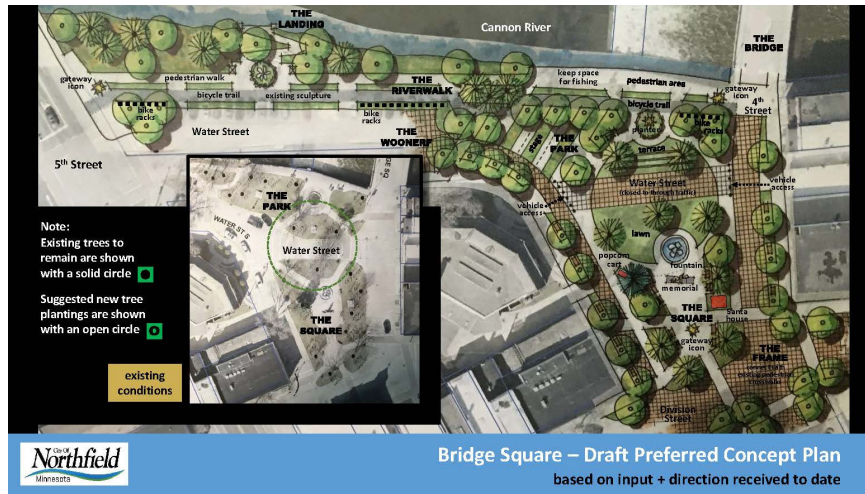
Total Project Cost: \$7,500,000

Description
Phase 1 of Bridge Square includes three component of the final concept plan.
The Plaza is a “right-sized” paved area containing the existing Sheldahl Fountain, Civil War Memorial and a potential new vertical element (Gateway icon) to draw visitors into the space.
The Green - A large circular space that replaces Water Street, the Green is omni-directional, maximizing its flexibility for the diverse users of Bridge Square and engaging surrounding businesses on all sides. Circulation patterns are similar to current routes.
The Terrace - A multiuse space along the riverfront, The Terrace will provide an area for large festivals as well as movable tables and chair for casual daily use. At the edge of the riverbank, a pedestrian promenade will connect Bride Square to the Fifth Street bridgehead. A “slow” bike lane will parallel the pedestrian path through the space.

Justification

Expenditures	2025	2026	2027	2028	2029	Total
Construction/Maintenance	7,500,000					7,500,000
Total	7,500,000					7,500,000

Funding Sources	2025	2026	2027	2028	2029	Total
Bonded Dollars	7,500,000					7,500,000
Total	7,500,000					7,500,000



Capital Improvement Plan
City of Northfield, Minnesota

2025 *thru* 2029

Department Park Division
Contact Public Works Director
Type Improvement
Useful Life 25 years
Category Capital Improvement Plan (CI)
Priority 2 Very Important
Status Active

Project # P-2025-001
Project Name Riverside Lions Playground Equipment Replacement

Total Project Cost: \$300,000

Description
 This project would replace the playground equipment to serve a wider range of ages and address accessibility as identified in the Parks Capital Improvement Plan.

Justification
 Age and condition of equipment, safety, and accessibility.

Expenditures	2025	2026	2027	2028	2029	Total
Construction/Maintenance	300,000					300,000
Total	300,000					300,000

Funding Sources	2025	2026	2027	2028	2029	Total
Park Fund	300,000					300,000
Total	300,000					300,000



Capital Improvement Plan
City of Northfield, Minnesota

2025 *thru* 2029

Department Park Division
Contact Public Works Director
Type Improvement
Useful Life 25 years
Category Capital Improvement Plan (CI)
Priority 2 Very Important
Status Active

Project # P-2026-001
Project Name Dresden Hill Park Playground Equipment Replacement

Total Project Cost: \$250,000

Description
 This project would replace the playground equipment to serve a wider range of ages and address accessibility as identified in the Parks Capital Improvement Plan.

Justification
 Age and condition of equipment, safety, and accessibility.

Expenditures	2025	2026	2027	2028	2029	Total
Construction/Maintenance		250,000				250,000
Total		250,000				250,000

Funding Sources	2025	2026	2027	2028	2029	Total
Park Fund		250,000				250,000
Total		250,000				250,000



Capital Improvement Plan
City of Northfield, Minnesota

2025 *thru* 2029

Department Park Division
Contact Public Works Director
Type Improvement
Useful Life 25 years
Category Capital Improvement Plan (CI)
Priority 2 Very Important
Status Active

Project # P-2026-002
Project Name Central Park Playground Equipment Replacement

Total Project Cost: \$185,000

Description
 This project would replace the playground equipment to serve a wider range of ages and address accessibility as identified in the Parks Capital Improvement Plan.

Justification
 Age and condition of equipment, safety, and accessibility.

Expenditures	2025	2026	2027	2028	2029	Total
Construction/Maintenance		185,000				185,000
Total		185,000				185,000

Funding Sources	2025	2026	2027	2028	2029	Total
Park Fund		185,000				185,000
Total		185,000				185,000



Capital Improvement Plan
City of Northfield, Minnesota

2025 thru 2029

Department Park Division
Contact Public Works Director
Type Improvement
Useful Life 25 years
Category Capital Improvement Plan (CI)
Priority 2 Very Important
Status Active

Project # P-2026-003
Project Name New Park Development (Cedar Meadows)

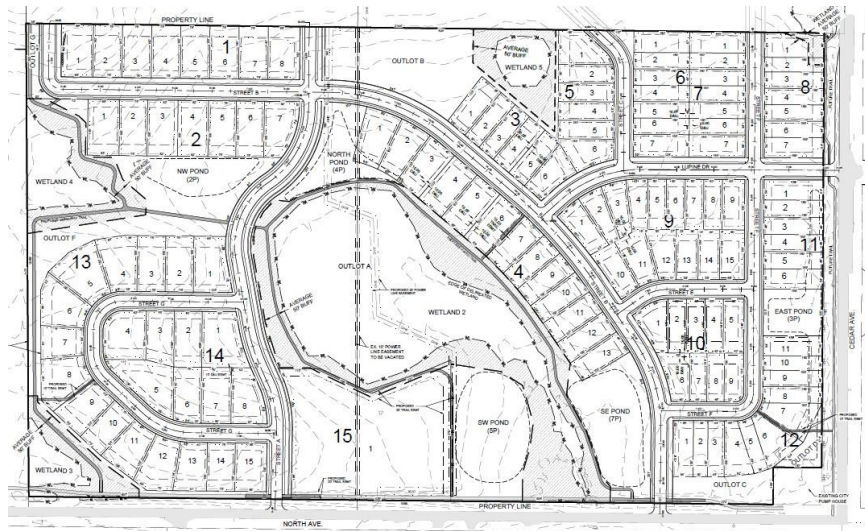
Total Project Cost: \$500,000

Description
 New park construction in the Cedar Meadows development

Justification
 Development

Expenditures	2025	2026	2027	2028	2029	Total
Construction/Maintenance		500,000				500,000
Total		500,000				500,000

Funding Sources	2025	2026	2027	2028	2029	Total
Park Fund		500,000				500,000
Total		500,000				500,000



Capitol Improvement Plan
City of Northfield, Minnesota

2025 thru 2029

Department Park Division
Contact Public Works Director
Type Improvement
Useful Life 25 years
Category Capital Improvement Plan (CI)
Priority 2 Very Important
Status Active

Project # P-2026-004
Project Name West Riverwalk Entry Improvement

Total Project Cost: \$660,000

Description
 A key gateway feature to draw attention to the Riverwalk
 Improved landscaping/benches;
 Screening of Electrical Boxes;
 Basalt Gravel & Concrete Streetscape that compliments Highway 3 and Third Street.
 A design that allows for Basil's outdoor seating area, including added spacing requirements for outdoor dining, but doesn't require them to have outdoor dining if they choose not to complete those improvements along with the design includes an iron fence to provide the public/private space separation

Justification
 This project ties to the Strategic Plan and enhancing the Riverfront/activating the River.

Expenditures	2025	2026	2027	2028	2029	Total
Construction/Maintenance		660,000				660,000
Total		660,000				660,000

Funding Sources	2025	2026	2027	2028	2029	Total
Bonded Dollars		660,000				660,000
Total		660,000				660,000



Capital Improvement Plan
City of Northfield, Minnesota

2025 *thru* 2029

Department Park Division
Contact Public Works Director
Type Improvement
Useful Life 40 years
Category Capital Improvement Plan (CI)
Priority 2 Very Important
Status Active

Project # P-2026-005
Project Name East Riverwalk Entry Improvements

Total Project Cost: \$275,000

Description
 This project would replace the deteriorated concrete walkway, concrete steps, and railings on the east riverwalk access between Nueger Communication and the Measuring Cup. The items are in very poor condition and are due for improvements.

Justification
 The rail is rusting through in areas and there are numerous trip hazard with this walkway.

Expenditures	2025	2026	2027	2028	2029	Total
Construction/Maintenance		275,000				275,000
Total		275,000				275,000

Funding Sources	2025	2026	2027	2028	2029	Total
Bonded Dollars		275,000				275,000
Total		275,000				275,000



Capital Improvement Plan
City of Northfield, Minnesota

2025 *thru* 2029

Department Park Division
Contact Public Works Director
Type Improvement
Useful Life 25 years
Category Capital Improvement Plan (CI)
Priority 2 Very Important
Status Active

Project # P-2027-001
Project Name Oddfellows Park Playground & Gazebo Replacement

Total Project Cost: \$415,000

Description
 This project would replace the playground equipment to serve a wider range of ages and address accessibility as identified in the Parks Capital Improvement Plan. It would also replace/rehabilitate the gazebo and pavilion.

Justification
 Age and condition of equipment, safety, and accessibility.

Expenditures	2025	2026	2027	2028	2029	Total
Construction/Maintenance			415,000			415,000
Total			415,000			415,000

Funding Sources	2025	2026	2027	2028	2029	Total
Park Fund			415,000			415,000
Total			415,000			415,000



Capital Improvement Plan
City of Northfield, Minnesota

2025 *thru* 2029

Department Park Division
Contact Public Works Director
Type Improvement
Useful Life 25 years
Category Capital Improvement Plan (CI)
Priority 2 Very Important
Status Active

Project # P-2028-001
Project Name Heritage Park Playground Equipment Replacement

Total Project Cost: \$285,000

Description
 This project would replace the playground equipment to serve a wider range of ages and address accessibility as identified in the Parks Capital Improvement Plan. This project would also include an overlay of the existing basketball court, as well as improvements to the picnic shelter.

Justification
 Age and condition of equipment, safety, and accessibility.

Expenditures	2025	2026	2027	2028	2029	Total
Construction/Maintenance				285,000		285,000
Total				285,000		285,000

Funding Sources	2025	2026	2027	2028	2029	Total
Park Fund				285,000		285,000
Total				285,000		285,000



Capital Improvement Plan
City of Northfield, Minnesota

2025 *thru* 2029

Department Park Division
Contact Public Works Director
Type Improvement
Useful Life 25 years
Category Capital Improvement Plan (CI)
Priority 2 Very Important
Status Active

Project # P-2028-002
Project Name Washington Park Playground Equipment Replacement

Total Project Cost: \$217,500

Description
 This project would replace the playground equipment to serve a wider range of ages and address accessibility as identified in the Parks Capital Improvement Plan. This project would also replace the basketball court.

Justification
 Age and condition of equipment, safety, and accessibility.

Expenditures	2025	2026	2027	2028	2029	Total
Construction/Maintenance				217,500		217,500
Total				217,500		217,500

Funding Sources	2025	2026	2027	2028	2029	Total
Park Fund				217,500		217,500
Total				217,500		217,500



Capital Improvement Plan
City of Northfield, Minnesota

2025 *thru* 2029

Department Park Division
Contact Public Works Director
Type Improvement
Useful Life 25 years
Category Capital Improvement Plan (CI)
Priority 2 Very Important
Status Active

Project # P-2029-001
Project Name Tyler Park Playground Equipment Replacement

Total Project Cost: \$175,000

Description
 This project would replace the playground equipment to serve a wider range of ages and address accessibility as identified in the Parks Capital Improvement Plan.

Justification
 Age and condition of equipment, safety, and accessibility.

Expenditures	2025	2026	2027	2028	2029	Total
Construction/Maintenance					175,000	175,000
Total					175,000	175,000

Funding Sources	2025	2026	2027	2028	2029	Total
Park Fund					175,000	175,000
Total					175,000	175,000



Capital Improvement Plan
City of Northfield, Minnesota

2025 *thru* 2029

Department Park Division
Contact Public Works Director
Type Improvement
Useful Life 25 years
Category Capital Improvement Plan (CI)
Priority 2 Very Important
Status Active

Project # P-2029-002
Project Name Riverside Lions (8th St) Playground Replacement

Total Project Cost: \$200,000

Description
 This project would replace the playground equipment to serve a wider range of ages and address accessibility as identified in the Parks Capital Improvement Plan.

Justification
 Age and condition of equipment, safety, and accessibility.

Expenditures	2025	2026	2027	2028	2029	Total
Construction/Maintenance					200,000	200,000
Total					200,000	200,000

Funding Sources	2025	2026	2027	2028	2029	Total
Park Fund					200,000	200,000
Total					200,000	200,000



Capital Improvement Plan
City of Northfield, Minnesota

2025 *thru* 2029

Department Police
Contact
Type Equipment
Useful Life
Category Capital Improvement Plan (CI)
Priority 1 Critical
Status Active

Project #	PD-2024-003
Project Name	Civil Defense Siren Replacement


Total Project Cost: \$300,500

Description	
The City owns 9 civil defense sirens to warn the public in the event of an emergency or potention severe weather. All of the sirens are approaching the end of there life and a phased replacment plan. One siren will be replaced each each for the next 9 years.	
Siren	Location
3	621 7th St E
9	3000 5th St W
4	700 Lincoln Pkwy
7	1390 Jefferson Rd
1	32699 Eveleth Rd
6	1500 Maple St
5	1608 Creek Ln
8	2279 Honey Locust Dr
2	1015 Forest Ave

Justification

Expenditures	2025	2026	2027	2028	2029	Total
Construction/Maintenance	29,500	31,000	32,000	33,000	35,000	160,500
Total	29,500	31,000	32,000	33,000	35,000	160,500

Funding Sources	2025	2026	2027	2028	2029	Total
Capital Reserve Fund	29,500	31,000	32,000	33,000	35,000	160,500
Total	29,500	31,000	32,000	33,000	35,000	160,500



Capital Improvement Plan
City of Northfield, Minnesota

2025 *thru* 2029

Department Stormwater Division

Contact

Type Improvement

Useful Life 4 years

Category Capital Improvement Plan (CI)

Priority 2 Very Important

Status Active

Total Project Cost: \$4,000,000

Project #	SW-2021-001
Project Name	West Riverwall Floodwall Extension

Description

This project has been identified in the Downtown Flood Study Report to protect properties from Flooding between Fourth Street and Second Street. The City has applied for Federal Grants to offset costs for this project.

Design in 2025
 Construction in 2026

Justification

This project ties to the City's Climate Action Plan and increasing resiliency from climate change.

Expenditures	2025	2026	2027	2028	2029	Total
Construction/Maintenance		4,000,000				4,000,000
Total		4,000,000				4,000,000

Funding Sources	2025	2026	2027	2028	2029	Total
Grant		2,000,000				2,000,000
Stormwater Fund		2,000,000				2,000,000
Total		4,000,000				4,000,000

Capital Improvement Plan
City of Northfield, Minnesota

2025 *thru* 2029

Department Street Division
Contact Public Works Director
Type Maintenance
Useful Life 40 years
Category Capital Improvement Plan (CI)
Priority 2 Very Important
Status Active

Project # ST-2024-002
Project Name Hwy 3 LED and Pole Replacement

Total Project Cost: \$490,000

Description
 Replace tall street light poles as poles have rusted through and LED fixtures.
 Retrofit short street light poles with LED fixtures.
 Phase 1 in 2025: between Fremouw Ave and approximately 750' south of Greenvale Ave
 Phase 2 in 2026: between approximately 850' south of Hwy 19 (Cannon River bridge) and Jefferson Parkway

Justification
 Part of the strategic plan.
 High pole bases are rusting out and becoming a hazard.
 Convert the street lights along Hwy 3 to LED fixtures. LED are more energy efficient than existing fixtures.

Expenditures	2025	2026	2027	2028	2029	Total
Construction/Maintenance	245,000	245,000				490,000
Total	245,000	245,000				490,000

Funding Sources	2025	2026	2027	2028	2029	Total
Bonded Dollars	245,000	245,000				490,000
Total	245,000	245,000				490,000

Capital Improvement Plan
City of Northfield, Minnesota

2025 *thru* 2029

Department Wastewater Division
Contact Public Works Director
Type Equipment
Useful Life 25 years
Category Capital Improvement Plan (CI)
Priority 1 Critical
Status Active

Project # WW-2026-001
Project Name WWTP Generator Replacement

Total Project Cost: \$765,769

Description
 Replace the 2000 WWTP generator.

Justification
 This is the useful life of the generator and is needed to operator during emergencies when power is out.

Expenditures	2025	2026	2027	2028	2029	Total
Equip/Vehicles/Furnishings		765,769				765,769
Total		765,769				765,769

Funding Sources	2025	2026	2027	2028	2029	Total
Waste Water Fund		765,769				765,769
Total		765,769				765,769



Capital Improvement Plan
City of Northfield, Minnesota

2025 *thru* 2029

Department Wastewater Division
Contact Public Works Director
Type Improvement
Useful Life 20 years
Category Capital Improvement Plan (CI)
Priority 2 Very Important
Status Active

Project # WW-2026-002
Project Name Preliminary Treatment

Total Project Cost: \$382,884

Description
 Replacement of preliminary treatment equipment including two rotating drum screens and pista grit removal system.

Justification
 Project was identified in the 2021 Facility Study.

Expenditures	2025	2026	2027	2028	2029	Total
Construction/Maintenance		382,884				382,884
Total		382,884				382,884

Funding Sources	2025	2026	2027	2028	2029	Total
Waste Water Fund		382,884				382,884
Total		382,884				382,884



Capital Improvement Plan

City of Northfield, Minnesota

2025 thru 2029

Department Wastewater Division
Contact Public Works Director
Type Improvement
Useful Life 20 years
Category Capital Improvement Plan (CI)
Priority 2 Very Important
Status Active

Project #	WW-2026-003
Project Name	Process Lift Pumps

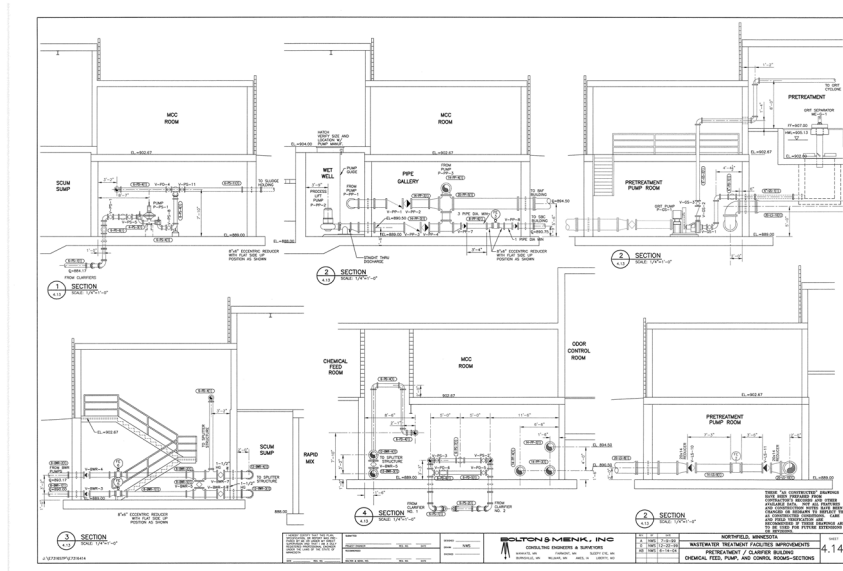
Total Project Cost: \$418,019

Description
 Replacement of 3 process lift pumps and variable frequency drives and piping associated with the pumps.

Justification
 Project was identified in 2021 Facility Study.

Expenditures	2025	2026	2027	2028	2029	Total
Construction/Maintenance		418,019				418,019
Total		418,019				418,019

Funding Sources	2025	2026	2027	2028	2029	Total
Waste Water Fund		418,019				418,019
Total		418,019				418,019



Capital Improvement Plan
City of Northfield, Minnesota

2025 *thru* 2029

Department Wastewater Division
Contact Public Works Director
Type Improvement
Useful Life 25 years
Category Capital Improvement Plan (CI)
Priority 2 Very Important
Status Active

Project # WW-2027-001
Project Name Sanitary Sewer Lining Project (Lincoln Parkway)

Total Project Cost: \$600,000

Description
 Sewer lining on Lincoln Parkway due to inflow and infiltration through clay pipe joints.

Justification
 Sewer clay lines have a large amounts of inflow and infiltration into the sanitary sewer system. Lining the pipes will provide reduce the amount of water needed to be treated at the wastewater plant while taking up sewer line capacity.

Expenditures	2025	2026	2027	2028	2029	Total
Construction/Maintenance			600,000			600,000
Total			600,000			600,000

Funding Sources	2025	2026	2027	2028	2029	Total
Waste Water Fund			600,000			600,000
Total			600,000			600,000

Capital Improvement Plan
City of Northfield, Minnesota

2025 *thru* 2029

Department Water Division
Contact Public Works Director
Type Improvement
Useful Life 75 years
Category Capital Improvement Plan (CI)
Priority 2 Very Important
Status Active

Project # W-2026-001
Project Name NW Area Water Tower

Total Project Cost: \$5,000,000

Description
 Construction of a new 1,000,000 gallon water tower in the NW area of the City to provide sufficient water for fire protection and daily water usage.

Justification

Expenditures	2025	2026	2027	2028	2029	Total
Construction/Maintenance		5,000,000				5,000,000
Total		5,000,000				5,000,000

Funding Sources	2025	2026	2027	2028	2029	Total
Revenue Bond		5,000,000				5,000,000
Total		5,000,000				5,000,000



Capital Improvement Plan
City of Northfield, Minnesota

2025 *thru* 2029

Department Water Division
Contact Public Works Director
Type Maintenance
Useful Life 20 years
Category Capital Improvement Plan (CI)
Priority 2 Very Important
Status Active

Project # W-2026-002
Project Name Hall Ave. Elevated Tank Painting

Total Project Cost: \$1,000,000

Description
 Total sand blast and repaint the inside and outside of the storage tank based upon water tower inspection.

Justification
 This extends the useful life of the tank structure.

Expenditures	2025	2026	2027	2028	2029	Total
Construction/Maintenance		1,000,000				1,000,000
Total		1,000,000				1,000,000

Funding Sources	2025	2026	2027	2028	2029	Total
Water Fund		1,000,000				1,000,000
Total		1,000,000				1,000,000



Capital Improvement Plan
City of Northfield, Minnesota

2025 *thru* 2029

Department Water Division
Contact Public Works Director
Type Equipment
Useful Life 20 years
Category Capital Improvement Plan (CI)
Priority 2 Very Important
Status Active

Project # W-2027-001
Project Name Meter Replacement

Total Project Cost: \$2,000,000

Description
 Replace all water meters throughout the City.

Justification
 Meters will be at the end of their useful life.

Expenditures	2025	2026	2027	2028	2029	Total
Equip/Vehicles/Furnishings			2,000,000			2,000,000
Total			2,000,000			2,000,000

Funding Sources	2025	2026	2027	2028	2029	Total
Revenue Bond			2,000,000			2,000,000
Total			2,000,000			2,000,000



Capital Improvement Plan
City of Northfield, Minnesota

2025 *thru* 2029

Department Water Division
Contact Public Works Director
Type Maintenance
Useful Life 20 years
Category Capital Improvement Plan (CI)
Priority 2 Very Important
Status Active

Project # W-2027-002
Project Name St. Olaf South Ground Storage Tank Painting

Total Project Cost: \$1,000,000

Description
 Total sand blast and repaint the inside and outside of the storage tank.

Justification
 This extends the useful life of the tank structure.

Expenditures	2025	2026	2027	2028	2029	Total
Construction/Maintenance			1,000,000			1,000,000
Total			1,000,000			1,000,000

Funding Sources	2025	2026	2027	2028	2029	Total
Water Fund			1,000,000			1,000,000
Total			1,000,000			1,000,000



Capital Improvement Plan
City of Northfield, Minnesota

2025 *thru* 2029

Department Water Division
Contact Public Works Director
Type Unassigned
Useful Life 75 years
Category Capital Improvement Plan (CI)
Priority 3 Important
Status Active

Project # W-2027-004
Project Name Highway 19 Trunk Watermain & Repairs

Total Project Cost: \$3,000,000

Description
 Instalation of watermain under path being installed on highway 19. 10,200 feet of watermain to be installed at \$140 per lineal ft. based on 2023 costs with 10% engineering, overhead and contingencies.

Justification
 Installation of watermain underneath the planned trail to serve northwest area development.

Expenditures	2025	2026	2027	2028	2029	Total
Construction/Maintenance			3,000,000			3,000,000
Total			3,000,000			3,000,000

Funding Sources	2025	2026	2027	2028	2029	Total
Water Fund			3,000,000			3,000,000
Total			3,000,000			3,000,000

Capitla Improvement Plan
City of Northfield, Minnesota

2025 *thru* 2029

Department Water Division
Contact Public Works Director
Type Improvement
Useful Life 20 years
Category Capital Improvement Plan (CI)
Priority 2 Very Important
Status Active

Project # W-2027-006
Project Name Well No. 04 Generator Replacement

Total Project Cost: \$120,000

Description
 Replace the existing generator.

Justification
 This is the end of the generators useful life.

Expenditures	2025	2026	2027	2028	2029	Total
Equip/Vehicles/Furnishings			120,000			120,000
Total			120,000			120,000

Funding Sources	2025	2026	2027	2028	2029	Total
Water Fund			120,000			120,000
Total			120,000			120,000



Capital Improvement Plan
City of Northfield, Minnesota

2025 *thru* 2029

Department Water Division
Contact Public Works Director
Type Equipment
Useful Life 25 years
Category Capital Improvement Plan (CI)
Priority 2 Very Important
Status Active

Project # W-2027-007
Project Name Well No. 04 MCC Replacement

Total Project Cost: \$200,000

Description
 Replacement of well no. 4 motor control center (MCC) and SCADA components.

Justification
 The Well No. 4 MCC is an original piece of equipment from 1977. The equipment replaced will be all of the SCADA equipment, the electrical system and the control will be updated.

Expenditures	2025	2026	2027	2028	2029	Total
Construction/Maintenance			200,000			200,000
Total			200,000			200,000

Funding Sources	2025	2026	2027	2028	2029	Total
Water Fund			200,000			200,000
Total			200,000			200,000



Capital Improvement Plan
City of Northfield, Minnesota

2025 *thru* 2029

Department Water Division
Contact Public Works Director
Type Improvement
Useful Life 20 years
Category Capital Improvement Plan (CI)
Priority 2 Very Important
Status Active

Project # W-2027-008
Project Name Well No. 03 Generator Replacement

Total Project Cost: \$120,000

Description
 Replace the existing generator.

Justification
 This is the end of the generators useful life.

Expenditures	2025	2026	2027	2028	2029	Total
Equip/Vehicles/Furnishings			120,000			120,000
Total			120,000			120,000

Funding Sources	2025	2026	2027	2028	2029	Total
Water Fund			120,000			120,000
Total			120,000			120,000



Capital Improvement Plan
City of Northfield, Minnesota

2025 *thru* 2029

Department Water Division
Contact Public Works Director
Type Equipment
Useful Life 25 years
Category Capital Improvement Plan (CI)
Priority 2 Very Important
Status Active

Project # W-2027-009
Project Name Well No. 03 MCC Replacement

Total Project Cost: \$200,000

Description
 Replacement of well no. 3 motor control center (MCC) and SCADA components.

Justification
 The Well No. 3 MCC is an original piece of equipment from 1970. The equipment replaced will be all of the SCADA equipment, the electrical system and the control will be updated.

Expenditures	2025	2026	2027	2028	2029	Total
Construction/Maintenance			200,000			200,000
Total			200,000			200,000

Funding Sources	2025	2026	2027	2028	2029	Total
Water Fund			200,000			200,000
Total			200,000			200,000



Capital Improvement Plan
City of Northfield, Minnesota

2025 *thru* 2029

Department Water Division
Contact Public Works Director
Type Maintenance
Useful Life 20 years
Category Capital Improvement Plan (CI)
Priority 2 Very Important
Status Active

Project # W-2028-001
Project Name St. Olaf North Ground Storage Tank Painting

Total Project Cost: \$1,000,000

Description
 Total sand blast and repaint the inside and outside of the storage tank.

Justification
 This extends the useful life of the tank structure.

Expenditures	2025	2026	2027	2028	2029	Total
Construction/Maintenance				1,000,000		1,000,000
Total				1,000,000		1,000,000

Funding Sources	2025	2026	2027	2028	2029	Total
Water Fund				1,000,000		1,000,000
Total				1,000,000		1,000,000