

2019-2023  
Capital  
Improvement  
Plan



City of Northfield, Minnesota

Capital Improvement Plan

2019 thru 2023

PROJECTS BY DEPARTMENT

| Department  | Project #    | 2019             | 2020             | 2021             | 2022             | 2023             | Total             |
|---|--------------|------------------|------------------|------------------|------------------|------------------|-------------------|
| <b>City Facilities</b>                            |              |                  |                  |                  |                  |                  |                   |
| NCRC Carpet Replacement                           | F-2019-002   | 50,000           |                  |                  |                  |                  | 50,000            |
| <b>City Facilities Total</b>                      |              | <b>50,000</b>    |                  |                  |                  |                  | <b>50,000</b>     |
| <b>Engineering Division</b>                       |              |                  |                  |                  |                  |                  |                   |
| 2019 NW Area Reclamation                          | E-2019-001   | 2,161,219        |                  |                  |                  |                  | 2,161,219         |
| 2019 Seal Coat/Crack Fill Project                 | E-2019-002   | 133,910          |                  |                  |                  |                  | 133,910           |
| 2019 TH 246 & Jefferson Parkway                   | E-2019-003   | 1,860,000        |                  |                  |                  |                  | 1,860,000         |
| 2019 Spring Creek Road Bridge L2765 Replacement   | E-2019-005   | 625,000          |                  |                  |                  |                  | 625,000           |
| 2020 NE Area Mill and Overlay                     | E-2020-002   |                  | 1,464,755        |                  |                  |                  | 1,464,755         |
| 2020 College & Winona Street Reconstruction       | E-2020-003   |                  | 2,733,107        |                  |                  |                  | 2,733,107         |
| 2020 Seal Coat/Crack Fill Project                 | E-2020-004   |                  | 60,676           |                  |                  |                  | 60,676            |
| 2021 Mayflower Hill Reclamation                   | E-2021-002   |                  |                  | 1,498,606        |                  |                  | 1,498,606         |
| 2021 Water Street South Reconstruction            | E-2021-003   |                  |                  | 1,409,089        |                  |                  | 1,409,089         |
| 2021 Seal Coat/Crack Fill Project                 | E-2021-004   |                  |                  | 130,344          |                  |                  | 130,344           |
| 2022 Odd Fellow Area Reconstruction               | E-2022-002   |                  |                  |                  | 944,050          |                  | 944,050           |
| 2022 Seal Coat/Crack Fill Project                 | E-2022-003   |                  |                  |                  | 130,344          |                  | 130,344           |
| Spring Creek Road Reconstruction Phase II         | E-2022-004   |                  |                  |                  | 3,600,000        |                  | 3,600,000         |
| North Avenue/Jefferson Parkway Mill and Overlay   | E-2023-001   |                  |                  |                  |                  | 2,302,448        | 2,302,448         |
| Wall Street Road Reconstruction                   | E-2023-002   |                  |                  |                  |                  | 2,481,096        | 2,481,096         |
| 2023 Seal Coat/Crack Fill                         | E-2023-003   |                  |                  |                  |                  | 12,930           | 12,930            |
| <b>Engineering Division Total</b>                 |              | <b>4,780,129</b> | <b>4,258,538</b> | <b>3,038,039</b> | <b>4,674,394</b> | <b>4,796,474</b> | <b>21,547,574</b> |
| <b>Park Division</b>                              |              |                  |                  |                  |                  |                  |                   |
| River Corridor Concept Plan                       | P-2019-002   | 40,000           |                  |                  |                  |                  | 40,000            |
| Way Park Paver Patio                              | P-2019-003   | 7,500            |                  |                  |                  |                  | 7,500             |
| Riverside Park River Access and Turnaround        | P-2019-004   | 50,000           |                  |                  |                  |                  | 50,000            |
| Park Shelter Assessment                           | P-2019-005   | 10,000           |                  |                  |                  |                  | 10,000            |
| Memorial Pool Repairs                             | P-2019-006   | 15,000           |                  |                  |                  |                  | 15,000            |
| Riverside Park Playground Replacement             | P-2022-001   |                  |                  |                  | 120,000          |                  | 120,000           |
| <b>Park Division Total</b>                        |              | <b>122,500</b>   |                  |                  | <b>120,000</b>   |                  | <b>242,500</b>    |
| <b>Stormwater Division</b>                        |              |                  |                  |                  |                  |                  |                   |
| Golf Course, Parmeadow Park #1 & #3 Pond Dredging | SW-2020-001  |                  | 690,477          |                  |                  |                  | 690,477           |
| West Riverwall Floodwall Extension                | SW-2021-001  |                  |                  |                  |                  | 2,000,000        | 2,000,000         |
| Prairie Hills #1 and Hidden Valley Pond Dredging  | SW-2022-001  |                  |                  |                  | 789,610          |                  | 789,610           |
| <b>Stormwater Division Total</b>                  |              |                  | <b>690,477</b>   |                  | <b>789,610</b>   | <b>2,000,000</b> | <b>3,480,087</b>  |
| <b>Street Division</b>                            |              |                  |                  |                  |                  |                  |                   |
| Roof Replacement                                  | ST-2019-ROOF | 550,000          |                  |                  |                  |                  | 550,000           |
| <b>Street Division Total</b>                      |              | <b>550,000</b>   |                  |                  |                  |                  | <b>550,000</b>    |

| Department                                     | Project #   | 2019             | 2020             | 2021             | 2022             | 2023             | Total             |
|--|-------------|------------------|------------------|------------------|------------------|------------------|-------------------|
| <b>Wastewater Division</b>                     |             |                  |                  |                  |                  |                  |                   |
| BAF Stop Log and Cell Work                     | WW-2019-002 | 824,310          |                  |                  |                  |                  | 824,310           |
| MAU-3 Pretreatment Roof Replacement            | WW-2019-003 | 25,428           |                  |                  |                  |                  | 25,428            |
| Biosolids Upgrades                             | WW-2019-004 | 500,000          |                  |                  |                  |                  | 500,000           |
| Babcock Generator                              | WW-2020-002 |                  | 200,000          |                  |                  |                  | 200,000           |
| MAU-2 Pretreatment Roof Replacment             | WW-2020-003 |                  | 53,147           |                  |                  |                  | 53,147            |
| Biosolids Liquid Storage                       | WW-2021-002 |                  |                  | 1,193,844        |                  |                  | 1,193,844         |
| BioSolids Cake Storage                         | WW-2021-003 |                  |                  | 711,563          |                  |                  | 711,563           |
| SCADA Upgrade                                  | WW-2021-004 |                  |                  | 1,622,500        |                  |                  | 1,622,500         |
| BioSolids Roof Replacement                     | WW-2021-005 |                  |                  | 115,000          |                  |                  | 115,000           |
| MAU-5 Replacement                              | WW-2021-006 |                  |                  | 24,345           |                  |                  | 24,345            |
| UV Disinfection Roof Replacement               | WW-2021-007 |                  |                  | 34,500           |                  |                  | 34,500            |
| Shop Radiant Heaters                           | WW-2021-008 |                  |                  | 20,000           |                  |                  | 20,000            |
| Operations Building Roof Replacement           | WW-2021-009 |                  |                  | 106,000          |                  |                  | 106,000           |
| Influent Lift Pumps Replacement                | WW-2021-010 |                  |                  | 1,372,594        |                  |                  | 1,372,594         |
| BAF Roof Replacement                           | WW-2022-001 |                  |                  |                  | 324,500          |                  | 324,500           |
| MAU-6 Replacement                              | WW-2022-002 |                  |                  |                  | 62,172           |                  | 62,172            |
| Pretreatment Roof Replacement                  | WW-2022-003 |                  |                  |                  | 359,900          |                  | 359,900           |
| BAF Blower Replacements                        | WW-2022-004 |                  |                  |                  | 843,975          |                  | 843,975           |
| MAU-7 Replacement                              | WW-2023-002 |                  |                  |                  |                  | 31,805           | 31,805            |
| <b>Wastewater Division Total</b>               |             | <b>1,349,738</b> | <b>253,147</b>   | <b>5,200,346</b> | <b>1,590,547</b> | <b>31,805</b>    | <b>8,425,583</b>  |
| <b>Water Division</b>                          |             |                  |                  |                  |                  |                  |                   |
| Well No. 5 Maintenance                         | W-2019-001  | 30,000           |                  |                  |                  |                  | 30,000            |
| Monitoring Well                                | W-2019-002  | 80,000           |                  |                  |                  |                  | 80,000            |
| Hall Ave. Elevated Water Tank Maintenance      | W-2019-003  | 300,000          |                  |                  |                  |                  | 300,000           |
| St. Olaf South Ground Storage Tank Maintenance | W-2020-002  |                  | 300,000          |                  |                  |                  | 300,000           |
| Well No. 02 Maintenance                        | W-2020-003  |                  | 30,000           |                  |                  |                  | 30,000            |
| Well No. 06 Generator                          | W-2020-004  |                  | 120,000          |                  |                  |                  | 120,000           |
| Land Acquisition for Water Tank in NW Area     | W-2021-002  |                  |                  | 250,000          |                  |                  | 250,000           |
| St. Olaf North Ground Storage Tank Maintenance | W-2021-003  |                  |                  | 300,000          |                  |                  | 300,000           |
| Well No. 03 Maintenance                        | W-2023-001  |                  |                  |                  |                  | 30,000           | 30,000            |
| Well No. 03 MCC Replacement                    | W-2023-002  |                  |                  |                  |                  | 200,000          | 200,000           |
| Well No. 03 Generator Replacement              | W-2023-003  |                  |                  |                  |                  | 120,000          | 120,000           |
| <b>Water Division Total</b>                    |             | <b>410,000</b>   | <b>450,000</b>   | <b>550,000</b>   |                  | <b>350,000</b>   | <b>1,760,000</b>  |
| <b>GRAND TOTAL</b>                             |             | <b>7,262,367</b> | <b>5,652,162</b> | <b>8,788,385</b> | <b>7,174,551</b> | <b>7,178,279</b> | <b>36,055,744</b> |

City of Northfield, Minnesota

Capital Improvement Plan

2019 thru 2023

PROJECTS BY FUNDING SOURCE

| Source  | Project #    | 2019           | 2020             | 2021             | 2022           | 2023           | Total            |
|---|--------------|----------------|------------------|------------------|----------------|----------------|------------------|
| <b>Assessments</b>                              |              |                |                  |                  |                |                |                  |
| 2019 NW Area Reclamation                        | E-2019-001   | 606,195        |                  |                  |                |                | 606,195          |
| 2020 NE Area Mill and Overlay                   | E-2020-002   |                | 350,250          |                  |                |                | 350,250          |
| 2020 College & Winona Street Reconstruction     | E-2020-003   |                | 286,090          |                  |                |                | 286,090          |
| 2021 Mayflower Hill Reclamation                 | E-2021-002   |                |                  | 756,990          |                |                | 756,990          |
| 2021 Water Street South Reconstruction          | E-2021-003   |                |                  | 119,420          |                |                | 119,420          |
| 2022 Odd Fellow Area Reconstruction             | E-2022-002   |                |                  |                  | 170,456        |                | 170,456          |
| North Avenue/Jefferson Parkway Mill and Overlay | E-2023-001   |                |                  |                  |                | 187,862        | 187,862          |
| <b>Assessments Total</b>                        |              | <b>606,195</b> | <b>636,340</b>   | <b>876,410</b>   | <b>170,456</b> | <b>187,862</b> | <b>2,477,263</b> |
| <b>Bonded Dollars</b>                           |              |                |                  |                  |                |                |                  |
| 2019 NW Area Reclamation                        | E-2019-001   | 312,400        |                  |                  |                |                | 312,400          |
| 2020 NE Area Mill and Overlay                   | E-2020-002   |                | 669,642          |                  |                |                | 669,642          |
| 2020 College & Winona Street Reconstruction     | E-2020-003   |                | 1,263,058        |                  |                |                | 1,263,058        |
| 2021 Mayflower Hill Reclamation                 | E-2021-002   |                |                  | 471,992          |                |                | 471,992          |
| 2021 Water Street South Reconstruction          | E-2021-003   |                |                  | 679,369          |                |                | 679,369          |
| 2022 Odd Fellow Area Reconstruction             | E-2022-002   |                |                  |                  | 496,544        |                | 496,544          |
| Wall Street Road Reconstruction                 | E-2023-002   |                |                  |                  |                | 787,930        | 787,930          |
| Roof Replacement                                | ST-2019-ROOF | 550,000        |                  |                  |                |                | 550,000          |
| <b>Bonded Dollars Total</b>                     |              | <b>862,400</b> | <b>1,932,700</b> | <b>1,151,361</b> | <b>496,544</b> | <b>787,930</b> | <b>5,230,935</b> |
| <b>City Facilities Fund</b>                     |              |                |                  |                  |                |                |                  |
| NCRC Carpet Replacement                         | F-2019-002   | 50,000         |                  |                  |                |                | 50,000           |
| <b>City Facilities Fund Total</b>               |              | <b>50,000</b>  |                  |                  |                |                | <b>50,000</b>    |
| <b>Grant</b>                                    |              |                |                  |                  |                |                |                  |
| 2019 TH 246 & Jefferson Parkway                 | E-2019-003   | 900,000        |                  |                  |                |                | 900,000          |
| Riverside Park Playground Replacement           | P-2022-001   |                |                  |                  | 60,000         |                | 60,000           |
| <b>Grant Total</b>                              |              | <b>900,000</b> |                  |                  | <b>60,000</b>  |                | <b>960,000</b>   |
| <b>MSA</b>                                      |              |                |                  |                  |                |                |                  |
| 2019 NW Area Reclamation                        | E-2019-001   | 496,517        |                  |                  |                |                | 496,517          |
| 2019 Seal Coat/Crack Fill Project               | E-2019-002   | 133,910        |                  |                  |                |                | 133,910          |
| 2019 TH 246 & Jefferson Parkway                 | E-2019-003   | 820,000        |                  |                  |                |                | 820,000          |
| 2019 Spring Creek Road Bridge L2765 Replacement | E-2019-005   | 415,000        |                  |                  |                |                | 415,000          |
| 2020 NE Area Mill and Overlay                   | E-2020-002   |                | 209,806          |                  |                |                | 209,806          |
| 2020 Seal Coat/Crack Fill Project               | E-2020-004   |                | 60,676           |                  |                |                | 60,676           |
| 2021 Seal Coat/Crack Fill Project               | E-2021-004   |                |                  | 130,344          |                |                | 130,344          |
| 2022 Seal Coat/Crack Fill Project               | E-2022-003   |                |                  |                  | 130,344        |                | 130,344          |

| Source  | Project #   | 2019             | 2020             | 2021           | 2022             | 2023             | Total            |
|---|-------------|------------------|------------------|----------------|------------------|------------------|------------------|
| Spring Creek Road Reconstruction Phase II         | E-2022-004  |                  |                  |                | 3,600,000        |                  | 3,600,000        |
| North Avenue/Jefferson Parkway Mill and Overlay   | E-2023-001  |                  |                  |                |                  | 1,985,334        | 1,985,334        |
| 2023 Seal Coat/Crack Fill                         | E-2023-003  |                  |                  |                |                  | 12,930           | 12,930           |
| <b>MSA Total</b>                                  |             | <b>1,865,427</b> | <b>270,482</b>   | <b>130,344</b> | <b>3,730,344</b> | <b>1,998,264</b> | <b>7,994,861</b> |
| <b>Other</b>                                      |             |                  |                  |                |                  |                  |                  |
| 2019 Spring Creek Road Bridge L2765 Replacement   | E-2019-005  | 210,000          |                  |                |                  |                  | 210,000          |
| <b>Other Total</b>                                |             | <b>210,000</b>   |                  |                |                  |                  | <b>210,000</b>   |
| <b>Park Fund</b>                                  |             |                  |                  |                |                  |                  |                  |
| River Corridor Concept Plan                       | P-2019-002  | 40,000           |                  |                |                  |                  | 40,000           |
| Way Park Paver Patio                              | P-2019-003  | 7,500            |                  |                |                  |                  | 7,500            |
| Riverside Park River Access and Turnaround        | P-2019-004  | 50,000           |                  |                |                  |                  | 50,000           |
| Park Shelter Assessment                           | P-2019-005  | 10,000           |                  |                |                  |                  | 10,000           |
| Memorial Pool Repairs                             | P-2019-006  | 15,000           |                  |                |                  |                  | 15,000           |
| Riverside Park Playground Replacement             | P-2022-001  |                  |                  |                | 60,000           |                  | 60,000           |
| <b>Park Fund Total</b>                            |             | <b>122,500</b>   |                  |                | <b>60,000</b>    |                  | <b>182,500</b>   |
| <b>Rice County</b>                                |             |                  |                  |                |                  |                  |                  |
| Wall Street Road Reconstruction                   | E-2023-002  |                  |                  |                |                  | 963,026          | 963,026          |
| <b>Rice County Total</b>                          |             |                  |                  |                |                  | <b>963,026</b>   | <b>963,026</b>   |
| <b>Stormwater Fund</b>                            |             |                  |                  |                |                  |                  |                  |
| 2019 NW Area Reclamation                          | E-2019-001  | 216,360          |                  |                |                  |                  | 216,360          |
| 2019 TH 246 & Jefferson Parkway                   | E-2019-003  | 140,000          |                  |                |                  |                  | 140,000          |
| 2020 NE Area Mill and Overlay                     | E-2020-002  |                  | 126,931          |                |                  |                  | 126,931          |
| 2020 College & Winona Street Reconstruction       | E-2020-003  |                  | 218,050          |                |                  |                  | 218,050          |
| 2021 Mayflower Hill Reclamation                   | E-2021-002  |                  |                  | 110,546        |                  |                  | 110,546          |
| 2021 Water Street South Reconstruction            | E-2021-003  |                  |                  | 36,800         |                  |                  | 36,800           |
| 2022 Odd Fellow Area Reconstruction               | E-2022-002  |                  |                  |                | 37,800           |                  | 37,800           |
| Wall Street Road Reconstruction                   | E-2023-002  |                  |                  |                |                  | 459,240          | 459,240          |
| Golf Course, Parmeadow Park #1 & #3 Pond Dredging | SW-2020-001 |                  | 690,477          |                |                  |                  | 690,477          |
| West Riverwall Floodwall Extension                | SW-2021-001 |                  |                  |                |                  | 2,000,000        | 2,000,000        |
| Prairie Hills #1 and Hidden Valley Pond Dredging  | SW-2022-001 |                  |                  |                | 789,610          |                  | 789,610          |
| <b>Stormwater Fund Total</b>                      |             | <b>356,360</b>   | <b>1,035,458</b> | <b>147,346</b> | <b>827,410</b>   | <b>2,459,240</b> | <b>4,825,814</b> |
| <b>Waste Water Fund</b>                           |             |                  |                  |                |                  |                  |                  |
| 2019 NW Area Reclamation                          | E-2019-001  | 205,806          |                  |                |                  |                  | 205,806          |
| 2020 NE Area Mill and Overlay                     | E-2020-002  |                  | 82,270           |                |                  |                  | 82,270           |
| 2020 College & Winona Street Reconstruction       | E-2020-003  |                  | 410,752          |                |                  |                  | 410,752          |
| 2021 Mayflower Hill Reclamation                   | E-2021-002  |                  |                  | 105,153        |                  |                  | 105,153          |
| 2021 Water Street South Reconstruction            | E-2021-003  |                  |                  | 244,200        |                  |                  | 244,200          |
| 2022 Odd Fellow Area Reconstruction               | E-2022-002  |                  |                  |                | 102,000          |                  | 102,000          |
| North Avenue/Jefferson Parkway Mill and Overlay   | E-2023-001  |                  |                  |                |                  | 98,344           | 98,344           |
| Wall Street Road Reconstruction                   | E-2023-002  |                  |                  |                |                  | 115,200          | 115,200          |
| BAF Stop Log and Cell Work                        | WW-2019-002 | 824,310          |                  |                |                  |                  | 824,310          |
| MAU-3 Pretreatment Roof Replacement               | WW-2019-003 | 25,428           |                  |                |                  |                  | 25,428           |
| Biosolids Upgrades                                | WW-2019-004 | 500,000          |                  |                |                  |                  | 500,000          |

| Source                               | Project #   | 2019             | 2020           | 2021             | 2022             | 2023           | Total            |
|--------------------------------------|-------------|------------------|----------------|------------------|------------------|----------------|------------------|
| Babcock Generator                    | WW-2020-002 |                  | 200,000        |                  |                  |                | 200,000          |
| MAU-2 Pretreatment Roof Replacement  | WW-2020-003 |                  | 53,147         |                  |                  |                | 53,147           |
| Biosolids Liquid Storage             | WW-2021-002 |                  |                | 1,193,844        |                  |                | 1,193,844        |
| BioSolids Cake Storage               | WW-2021-003 |                  |                | 711,563          |                  |                | 711,563          |
| SCADA Upgrade                        | WW-2021-004 |                  |                | 1,622,500        |                  |                | 1,622,500        |
| BioSolids Roof Replacement           | WW-2021-005 |                  |                | 115,000          |                  |                | 115,000          |
| MAU-5 Replacement                    | WW-2021-006 |                  |                | 24,345           |                  |                | 24,345           |
| UV Disinfection Roof Replacement     | WW-2021-007 |                  |                | 34,500           |                  |                | 34,500           |
| Shop Radiant Heaters                 | WW-2021-008 |                  |                | 20,000           |                  |                | 20,000           |
| Operations Building Roof Replacement | WW-2021-009 |                  |                | 106,000          |                  |                | 106,000          |
| Influent Lift Pumps Replacement      | WW-2021-010 |                  |                | 1,372,594        |                  |                | 1,372,594        |
| BAF Roof Replacement                 | WW-2022-001 |                  |                |                  | 324,500          |                | 324,500          |
| MAU-6 Replacement                    | WW-2022-002 |                  |                |                  | 62,172           |                | 62,172           |
| Pretreatment Roof Replacement        | WW-2022-003 |                  |                |                  | 359,900          |                | 359,900          |
| BAF Blower Replacements              | WW-2022-004 |                  |                |                  | 843,975          |                | 843,975          |
| MAU-7 Replacement                    | WW-2023-002 |                  |                |                  |                  | 31,805         | 31,805           |
| <b>Waste Water Fund Total</b>        |             | <b>1,555,544</b> | <b>746,169</b> | <b>5,549,699</b> | <b>1,692,547</b> | <b>245,349</b> | <b>9,789,308</b> |

### Water Fund

|  |            |                |                  |                |                |                |                  |
|--|------------|----------------|------------------|----------------|----------------|----------------|------------------|
| 2019 NW Area Reclamation                       | E-2019-001 | 323,941        |                  |                |                |                | 323,941          |
| 2020 NE Area Mill and Overlay                  | E-2020-002 |                | 25,856           |                |                |                | 25,856           |
| 2020 College & Winona Street Reconstruction    | E-2020-003 |                | 555,157          |                |                |                | 555,157          |
| 2021 Mayflower Hill Reclamation                | E-2021-002 |                |                  | 53,925         |                |                | 53,925           |
| 2021 Water Street South Reconstruction         | E-2021-003 |                |                  | 329,300        |                |                | 329,300          |
| 2022 Odd Fellow Area Reconstruction            | E-2022-002 |                |                  |                | 137,250        |                | 137,250          |
| Wall Street Road Reconstruction                | E-2023-002 |                |                  |                |                | 155,700        | 155,700          |
| Well No. 5 Maintenance                         | W-2019-001 | 30,000         |                  |                |                |                | 30,000           |
| Monitoring Well                                | W-2019-002 | 80,000         |                  |                |                |                | 80,000           |
| Hall Ave. Elevated Water Tank Maintenance      | W-2019-003 | 300,000        |                  |                |                |                | 300,000          |
| St. Olaf South Ground Storage Tank Maintenance | W-2020-002 |                | 300,000          |                |                |                | 300,000          |
| Well No. 02 Maintenance                        | W-2020-003 |                | 30,000           |                |                |                | 30,000           |
| Well No. 06 Generator                          | W-2020-004 |                | 120,000          |                |                |                | 120,000          |
| Land Acquisition for Water Tank in NW Area     | W-2021-002 |                |                  | 250,000        |                |                | 250,000          |
| St. Olaf North Ground Storage Tank Maintenance | W-2021-003 |                |                  | 300,000        |                |                | 300,000          |
| Well No. 03 Maintenance                        | W-2023-001 |                |                  |                |                | 30,000         | 30,000           |
| Well No. 03 MCC Replacement                    | W-2023-002 |                |                  |                |                | 200,000        | 200,000          |
| Well No. 03 Generator Replacement              | W-2023-003 |                |                  |                |                | 120,000        | 120,000          |
| <b>Water Fund Total</b>                        |            | <b>733,941</b> | <b>1,031,013</b> | <b>933,225</b> | <b>137,250</b> | <b>505,700</b> | <b>3,341,129</b> |

|                    |                  |                  |                  |                  |                  |                   |
|--------------------|------------------|------------------|------------------|------------------|------------------|-------------------|
| <b>GRAND TOTAL</b> | <b>7,262,367</b> | <b>5,652,162</b> | <b>8,788,385</b> | <b>7,174,551</b> | <b>7,147,371</b> | <b>36,024,836</b> |
|--------------------|------------------|------------------|------------------|------------------|------------------|-------------------|

**Capital Improvement Plan**  
**City of Northfield, Minnesota**

2019 *thru* 2023

**Department** City Facilities

**Contact**

**Type** Unassigned

**Useful Life**

**Category** Capital Improvement Plan (CI)

|                     |                                |
|---------------------|--------------------------------|
| <b>Project #</b>    | <b>F-2019-002</b>              |
| <b>Project Name</b> | <b>NCRC Carpet Replacement</b> |

|   |                                     |
|---|-------------------------------------|
| <b>Description</b>  | <b>Total Project Cost: \$50,000</b> |
| City will be the financing conduit for the carpet replacment. NCRC Corp will pay the City back over the life of the improvement |                                     |

|                      |
|----------------------|
| <b>Justification</b> |
|                      |

| <b>Expenditures</b>      | <b>2019</b>   | <b>2020</b> | <b>2021</b> | <b>2022</b> | <b>2023</b> | <b>Total</b>  |
|--------------------------|---------------|-------------|-------------|-------------|-------------|---------------|
| Construction/Maintenance | 50,000        |             |             |             |             | 50,000        |
| <b>Total</b>             | <b>50,000</b> |             |             |             |             | <b>50,000</b> |

| <b>Funding Sources</b> | <b>2019</b>   | <b>2020</b> | <b>2021</b> | <b>2022</b> | <b>2023</b> | <b>Total</b>  |
|------------------------|---------------|-------------|-------------|-------------|-------------|---------------|
| City Facilities Fund   | 50,000        |             |             |             |             | 50,000        |
| <b>Total</b>           | <b>50,000</b> |             |             |             |             | <b>50,000</b> |

**Capital Improvement Plan**  
**City of Northfield, Minnesota**

2019 *thru* 2023

**Department** Engineering Division  
**Contact** Public Works Director  
**Type** Improvement  
**Useful Life**  
**Category** Capital Improvement Plan (CI)

|                     |                                 |
|---------------------|---------------------------------|
| <b>Project #</b>    | <b>E-2019-001</b>               |
| <b>Project Name</b> | <b>2019 NW Area Reclamation</b> |

|   |  |
|---|--|
| <b>Description</b>  | <b>Total Project Cost: \$2,161,219</b> |
| Full Depth Pavement Reclamation on Third Street from TH 3 to Forest Avenue, Fourth Street from Poplar Street to Odd Fellows Lane, Orchard Street from Fifth Street to Third Street, Plum Street from Third Street to Fifth Street, Poplar Street from Third Street to Fourth Street, Ivanhoe Drive from Highland Avenue to Lincoln Parkway, Zanmiller Drive from Eklund Court to Gill Lane, Wilson Court, Simone Court, Nelson Court, Grundhoefer Court, Eklund Court, and Covey Court. |  |

|  |
|--|
| <b>Justification</b>   |
| These road segments have been identified by Public Works personnel to be likely candidates for a full depth pavement reclamation based on the current pavement condition, coupled with the current condition of the existing utilities. Additionally, watermain upgrades identified in the current Comprehensive Plan will be completed. |

| <b>Expenditures</b>      | <b>2019</b>      | <b>2020</b> | <b>2021</b> | <b>2022</b> | <b>2023</b> | <b>Total</b>     |
|--------------------------|------------------|-------------|-------------|-------------|-------------|------------------|
| Construction/Maintenance | 2,161,219        |             |             |             |             | 2,161,219        |
| <b>Total</b>             | <b>2,161,219</b> |             |             |             |             | <b>2,161,219</b> |

| <b>Funding Sources</b> | <b>2019</b>      | <b>2020</b> | <b>2021</b> | <b>2022</b> | <b>2023</b> | <b>Total</b>     |
|------------------------|------------------|-------------|-------------|-------------|-------------|------------------|
| Assessments            | 606,195          |             |             |             |             | 606,195          |
| Bonded Dollars         | 312,400          |             |             |             |             | 312,400          |
| MSA                    | 496,517          |             |             |             |             | 496,517          |
| Stormwater Fund        | 216,360          |             |             |             |             | 216,360          |
| Waste Water Fund       | 205,806          |             |             |             |             | 205,806          |
| Water Fund             | 323,941          |             |             |             |             | 323,941          |
| <b>Total</b>           | <b>2,161,219</b> |             |             |             |             | <b>2,161,219</b> |





**Capital Improvement Plan**  
**City of Northfield, Minnesota**

2019 *thru* 2023

**Department** Engineering Division  
**Contact** Public Works Director  
**Type** Maintenance  
**Useful Life** 10 years  
**Category** Capital Improvement Plan (CI)

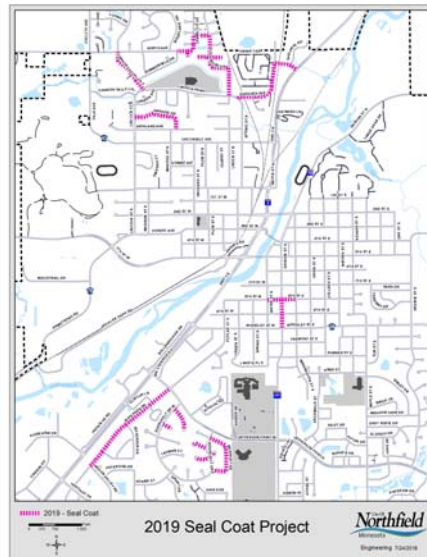
|                     |  |
|---------------------|--|
| <b>Project #</b>    | <b>E-2019-002</b>                        |
| <b>Project Name</b> | <b>2019 Seal Coat/Crack Fill Project</b> |

|                    |                                      |
|--------------------|--------------------------------------|
| <b>Description</b> | <b>Total Project Cost: \$133,910</b> |
|                    |                                      |

|                      |
|----------------------|
| <b>Justification</b> |
|                      |

| <b>Expenditures</b>      | <b>2019</b>    | <b>2020</b> | <b>2021</b> | <b>2022</b> | <b>2023</b> | <b>Total</b>   |
|--------------------------|----------------|-------------|-------------|-------------|-------------|----------------|
| Construction/Maintenance | 133,910        |             |             |             |             | 133,910        |
| <b>Total</b>             | <b>133,910</b> |             |             |             |             | <b>133,910</b> |

| <b>Funding Sources</b> | <b>2019</b>    | <b>2020</b> | <b>2021</b> | <b>2022</b> | <b>2023</b> | <b>Total</b>   |
|------------------------|----------------|-------------|-------------|-------------|-------------|----------------|
| MSA                    | 133,910        |             |             |             |             | 133,910        |
| <b>Total</b>           | <b>133,910</b> |             |             |             |             | <b>133,910</b> |



**Capital Improvement Plan**  
**City of Northfield, Minnesota**

2019 *thru* 2023

**Department** Engineering Division  
**Contact** Public Works Director  
**Type** Improvement  
**Useful Life** 75 years  
**Category** Capital Improvement Plan (CI)

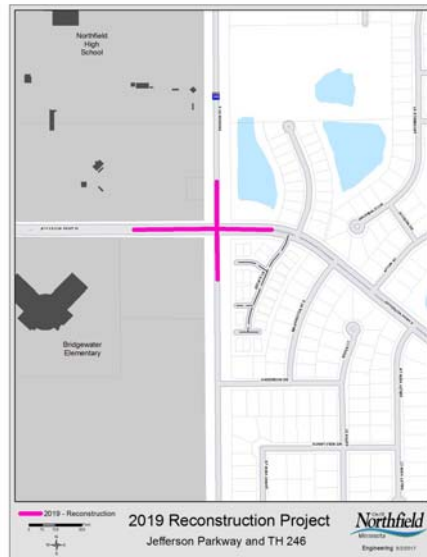
**Project #** E-2019-003  
**Project Name** 2019 TH 246 & Jefferson Parkway

**Description** **Total Project Cost: \$1,860,000**  
 TH 246 and Jefferson Parkway Intersection Improvements

**Justification**

| Expenditures             | 2019             | 2020 | 2021 | 2022 | 2023 | Total            |
|--------------------------|------------------|------|------|------|------|------------------|
| Construction/Maintenance | 1,860,000        |      |      |      |      | 1,860,000        |
| <b>Total</b>             | <b>1,860,000</b> |      |      |      |      | <b>1,860,000</b> |

| Funding Sources | 2019             | 2020 | 2021 | 2022 | 2023 | Total            |
|-----------------|------------------|------|------|------|------|------------------|
| Grant           | 900,000          |      |      |      |      | 900,000          |
| MSA             | 820,000          |      |      |      |      | 820,000          |
| Stormwater Fund | 140,000          |      |      |      |      | 140,000          |
| <b>Total</b>    | <b>1,860,000</b> |      |      |      |      | <b>1,860,000</b> |



**Capital Improvement Plan**  
**City of Northfield, Minnesota**

2019 *thru* 2023

**Department** Engineering Division  
**Contact** Public Works Director  
**Type** New Infrastructure  
**Useful Life** 75 years  
**Category** Capital Improvement Plan (CI)

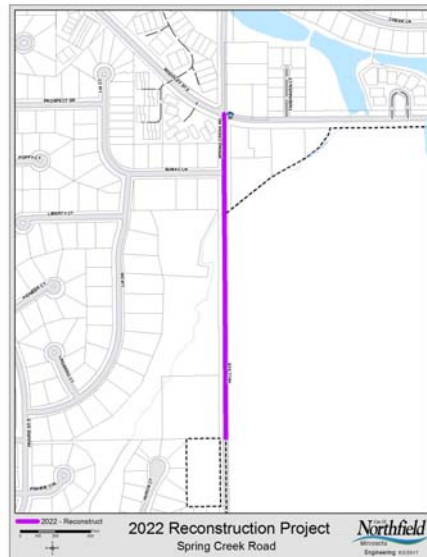
**Project #** E-2019-005  
**Project Name** 2019 Spring Creek Road Bridge L2765 Replacement

**Description** **Total Project Cost:** \$625,000  
 Replacement of the Bridge L2765 on Spring Creek Road south of Sumac Lane

**Justification**

| Expenditures             | 2019           | 2020 | 2021 | 2022 | 2023 | Total          |
|--------------------------|----------------|------|------|------|------|----------------|
| Construction/Maintenance | 625,000        |      |      |      |      | 625,000        |
| <b>Total</b>             | <b>625,000</b> |      |      |      |      | <b>625,000</b> |

| Funding Sources | 2019           | 2020 | 2021 | 2022 | 2023 | Total          |
|-----------------|----------------|------|------|------|------|----------------|
| MSA             | 415,000        |      |      |      |      | 415,000        |
| Other           | 210,000        |      |      |      |      | 210,000        |
| <b>Total</b>    | <b>625,000</b> |      |      |      |      | <b>625,000</b> |



**Capital Improvement Plan**  
**City of Northfield, Minnesota**

2019 *thru* 2023

**Department** Engineering Division  
**Contact** Public Works Director  
**Type** Improvement  
**Useful Life**  
**Category** Capital Improvement Plan (CI)

|                     |                                      |
|---------------------|--------------------------------------|
| <b>Project #</b>    | <b>E-2020-002</b>                    |
| <b>Project Name</b> | <b>2020 NE Area Mill and Overlay</b> |

|  |  |
|--|--|
| <b>Description</b>   | <b>Total Project Cost: \$1,464,755</b> |
| 1-1/2" Pavement Mill and Overlay on First Street from Union Street to Maple Street, Second Street from College Street to Oak Street, Third Street from Washington Street to Oak Street, Fourth Street from Nevada Street to Prairie Street, College Street from First Street to Third Street, Winona Street from First Street to Fourth Street, Nevada Street from First Street to Fourth Street, Maple Street from Second Street to Fourth Street, Elm Street from Second Street to Fifth Street, and Oak Street from Second Street to Fourth Street. |  |

|   |
|---|
| <b>Justification</b>  |
| These road segments have been identified by Public Works personnel as a likely candidate for a 1-1/2" mill and overlay based on the current pavement condition and the current condition of the existing utilities. |

| <b>Expenditures</b>      | <b>2019</b> | <b>2020</b>      | <b>2021</b> | <b>2022</b> | <b>2023</b> | <b>Total</b>     |
|--------------------------|-------------|------------------|-------------|-------------|-------------|------------------|
| Construction/Maintenance |             | 1,464,755        |             |             |             | 1,464,755        |
| <b>Total</b>             |             | <b>1,464,755</b> |             |             |             | <b>1,464,755</b> |

| <b>Funding Sources</b> | <b>2019</b> | <b>2020</b>      | <b>2021</b> | <b>2022</b> | <b>2023</b> | <b>Total</b>     |
|------------------------|-------------|------------------|-------------|-------------|-------------|------------------|
| Assessments            |             | 350,250          |             |             |             | 350,250          |
| Bonded Dollars         |             | 669,642          |             |             |             | 669,642          |
| MSA                    |             | 209,806          |             |             |             | 209,806          |
| Stormwater Fund        |             | 126,931          |             |             |             | 126,931          |
| Waste Water Fund       |             | 82,270           |             |             |             | 82,270           |
| Water Fund             |             | 25,856           |             |             |             | 25,856           |
| <b>Total</b>           |             | <b>1,464,755</b> |             |             |             | <b>1,464,755</b> |



**Capital Improvement Plan**  
**City of Northfield, Minnesota**

2019 *thru* 2023

**Department** Engineering Division  
**Contact** Public Works Director  
**Type** Improvement  
**Useful Life** 40 years  
**Category** Capital Improvement Plan (CI)

**Project #** E-2020-003  
**Project Name** 2020 College & Winona Street Reconstruction

**Description** **Total Project Cost:** \$2,733,107  
 Complete infrastructure replacement on College Street from Seventh Street to Woodley Street, Winona Street from Seventh Street to Woodley Street, Eighth Street from College Street to Winona Street, and Ninth Street from College Street to Woodley Street.

**Justification**  
 This project area has been identified Public Works personnel as a likely candidate for a complete reconstruction based on the current pavement condition, and the current condition of the existing utilities.

| Expenditures             | 2019 | 2020             | 2021 | 2022 | 2023 | Total            |
|--------------------------|------|------------------|------|------|------|------------------|
| Construction/Maintenance |      | 2,733,107        |      |      |      | 2,733,107        |
| <b>Total</b>             |      | <b>2,733,107</b> |      |      |      | <b>2,733,107</b> |

| Funding Sources  | 2019 | 2020             | 2021 | 2022 | 2023 | Total            |
|------------------|------|------------------|------|------|------|------------------|
| Assessments      |      | 286,090          |      |      |      | 286,090          |
| Bonded Dollars   |      | 1,263,058        |      |      |      | 1,263,058        |
| Stormwater Fund  |      | 218,050          |      |      |      | 218,050          |
| Waste Water Fund |      | 410,752          |      |      |      | 410,752          |
| Water Fund       |      | 555,157          |      |      |      | 555,157          |
| <b>Total</b>     |      | <b>2,733,107</b> |      |      |      | <b>2,733,107</b> |



**Capital Improvement Plan**  
**City of Northfield, Minnesota**

2019 *thru* 2023

**Department** Engineering Division  
**Contact** Public Works Director  
**Type** Maintenance  
**Useful Life** 10 years  
**Category** Capital Improvement Plan (CI)

|                     |  |
|---------------------|--|
| <b>Project #</b>    | <b>E-2020-004</b>                        |
| <b>Project Name</b> | <b>2020 Seal Coat/Crack Fill Project</b> |

|                    |                                     |
|--------------------|-------------------------------------|
| <b>Description</b> | <b>Total Project Cost: \$60,676</b> |
|                    |                                     |

|                      |
|----------------------|
| <b>Justification</b> |
|                      |

| <b>Expenditures</b>      | <b>2019</b> | <b>2020</b>   | <b>2021</b> | <b>2022</b> | <b>2023</b> | <b>Total</b>  |
|--------------------------|-------------|---------------|-------------|-------------|-------------|---------------|
| Construction/Maintenance |             | 60,676        |             |             |             | 60,676        |
| <b>Total</b>             |             | <u>60,676</u> |             |             |             | <u>60,676</u> |

| <b>Funding Sources</b> | <b>2019</b> | <b>2020</b>   | <b>2021</b> | <b>2022</b> | <b>2023</b> | <b>Total</b>  |
|------------------------|-------------|---------------|-------------|-------------|-------------|---------------|
| MSA                    |             | 60,676        |             |             |             | 60,676        |
| <b>Total</b>           |             | <u>60,676</u> |             |             |             | <u>60,676</u> |



**Capital Improvement Plan**  
**City of Northfield, Minnesota**

2019 *thru* 2023

**Department** Engineering Division  
**Contact** Public Works Director  
**Type** Road  
**Useful Life**  
**Category** Capital Improvement Plan (CI)

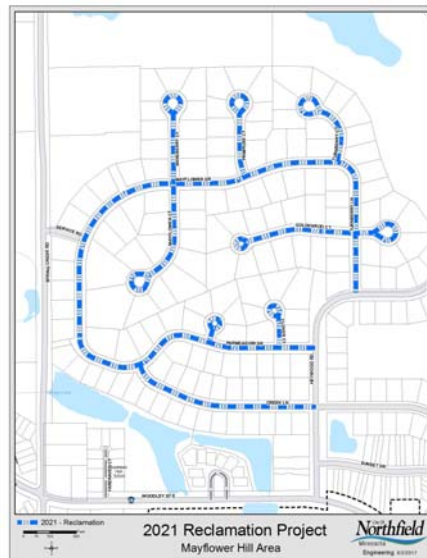
|                     |  |
|---------------------|--|
| <b>Project #</b>    | <b>E-2021-002</b>                      |
| <b>Project Name</b> | <b>2021 Mayflower Hill Reclamation</b> |

|   |  |
|---|--|
| <b>Description</b>                                      | <b>Total Project Cost: \$1,498,606</b> |
| Mayflower Hill Area Reclamation pavement rehabilitation |  |

|   |
|---|
| <b>Justification</b>  |
| These road segments have been identified by Public Works personnel to be likely candidates for a full depth pavement reclamation based on the current pavement condition, coupled with the current condition of the existing utilities. |

| <b>Expenditures</b>      | <b>2019</b> | <b>2020</b> | <b>2021</b>      | <b>2022</b> | <b>2023</b> | <b>Total</b>     |
|--------------------------|-------------|-------------|------------------|-------------|-------------|------------------|
| Construction/Maintenance |             |             | 1,498,606        |             |             | 1,498,606        |
| <b>Total</b>             |             |             | <b>1,498,606</b> |             |             | <b>1,498,606</b> |

| <b>Funding Sources</b> | <b>2019</b> | <b>2020</b> | <b>2021</b>      | <b>2022</b> | <b>2023</b> | <b>Total</b>     |
|------------------------|-------------|-------------|------------------|-------------|-------------|------------------|
| Assessments            |             |             | 756,990          |             |             | 756,990          |
| Bonded Dollars         |             |             | 471,992          |             |             | 471,992          |
| Stormwater Fund        |             |             | 110,546          |             |             | 110,546          |
| Waste Water Fund       |             |             | 105,153          |             |             | 105,153          |
| Water Fund             |             |             | 53,925           |             |             | 53,925           |
| <b>Total</b>           |             |             | <b>1,498,606</b> |             |             | <b>1,498,606</b> |



**Capital Improvement Plan**  
**City of Northfield, Minnesota**

2019 *thru* 2023

**Department** Engineering Division  
**Contact** Public Works Director  
**Type** Road  
**Useful Life**  
**Category** Capital Improvement Plan (CI)

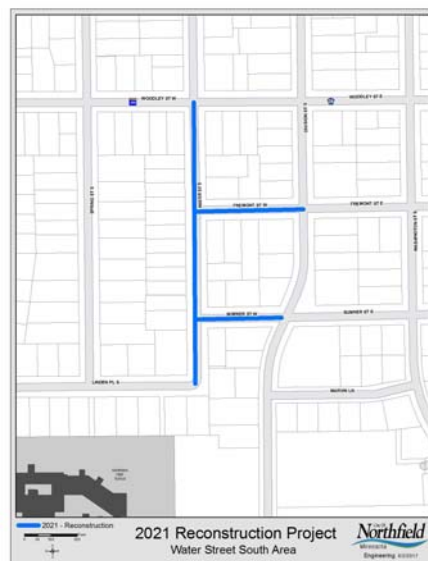
|                     |   |
|---------------------|---|
| <b>Project #</b>    | <b>E-2021-003</b>                             |
| <b>Project Name</b> | <b>2021 Water Street South Reconstruction</b> |

|   |  |
|---|--|
| <b>Description</b>  | <b>Total Project Cost: \$1,409,089</b> |
| Water Street South Reconstruction - complete street reconstruction due to aging infrastructure. |  |

|                      |
|----------------------|
| <b>Justification</b> |
|                      |

| <b>Expenditures</b>      | <b>2019</b> | <b>2020</b> | <b>2021</b>      | <b>2022</b> | <b>2023</b> | <b>Total</b>     |
|--------------------------|-------------|-------------|------------------|-------------|-------------|------------------|
| Construction/Maintenance |             |             | 1,409,089        |             |             | 1,409,089        |
| <b>Total</b>             |             |             | <b>1,409,089</b> |             |             | <b>1,409,089</b> |

| <b>Funding Sources</b> | <b>2019</b> | <b>2020</b> | <b>2021</b>      | <b>2022</b> | <b>2023</b> | <b>Total</b>     |
|------------------------|-------------|-------------|------------------|-------------|-------------|------------------|
| Assessments            |             |             | 119,420          |             |             | 119,420          |
| Bonded Dollars         |             |             | 679,369          |             |             | 679,369          |
| Stormwater Fund        |             |             | 36,800           |             |             | 36,800           |
| Waste Water Fund       |             |             | 244,200          |             |             | 244,200          |
| Water Fund             |             |             | 329,300          |             |             | 329,300          |
| <b>Total</b>           |             |             | <b>1,409,089</b> |             |             | <b>1,409,089</b> |





**Capital Improvement Plan**  
**City of Northfield, Minnesota**

2019 *thru* 2023

**Department** Engineering Division  
**Contact** Public Works Director  
**Type** Maintenance  
**Useful Life** 10 years  
**Category** Capital Improvement Plan (CI)

|                     |  |
|---------------------|--|
| <b>Project #</b>    | <b>E-2021-004</b>                        |
| <b>Project Name</b> | <b>2021 Seal Coat/Crack Fill Project</b> |

|                    |                                      |
|--------------------|--------------------------------------|
| <b>Description</b> | <b>Total Project Cost: \$130,344</b> |
|                    |                                      |

|                      |
|----------------------|
| <b>Justification</b> |
|                      |

| <b>Expenditures</b>      | <b>2019</b> | <b>2020</b> | <b>2021</b>    | <b>2022</b> | <b>2023</b> | <b>Total</b>   |
|--------------------------|-------------|-------------|----------------|-------------|-------------|----------------|
| Construction/Maintenance |             |             | 130,344        |             |             | 130,344        |
| <b>Total</b>             |             |             | <b>130,344</b> |             |             | <b>130,344</b> |

| <b>Funding Sources</b> | <b>2019</b> | <b>2020</b> | <b>2021</b>    | <b>2022</b> | <b>2023</b> | <b>Total</b>   |
|------------------------|-------------|-------------|----------------|-------------|-------------|----------------|
| MSA                    |             |             | 130,344        |             |             | 130,344        |
| <b>Total</b>           |             |             | <b>130,344</b> |             |             | <b>130,344</b> |



**Capital Improvement Plan**  
**City of Northfield, Minnesota**

2019 *thru* 2023

**Department** Engineering Division  
**Contact** Public Works Director  
**Type** Unassigned  
**Useful Life**  
**Category** Capital Improvement Plan (CI)

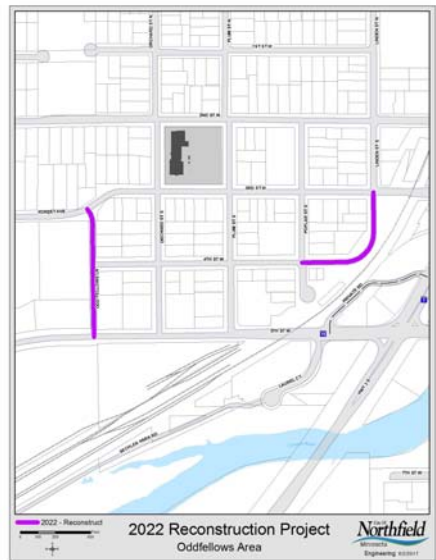
**Project #** E-2022-002  
**Project Name** 2022 Odd Fellow Area Reconstruction

**Description** **Total Project Cost:** \$944,050  
 Reconstruction of Linden Street - Thirrd Street to Poplar Street, and Odd Fellows Lane - Third St to Fifth St

**Justification**  
 This project area has been identified Public Works personnel as a likely candidate for a complete reconstruction based on the current pavement condition, and the current condition of the existing utilities.

| <b>Expenditures</b>      | <b>2019</b> | <b>2020</b> | <b>2021</b> | <b>2022</b> | <b>2023</b> | <b>Total</b> |
|--------------------------|-------------|-------------|-------------|-------------|-------------|--------------|
| Construction/Maintenance |             |             |             | 944,050     |             | 944,050      |
| <b>Total</b>             |             |             |             | 944,050     |             | 944,050      |

| <b>Funding Sources</b> | <b>2019</b> | <b>2020</b> | <b>2021</b> | <b>2022</b> | <b>2023</b> | <b>Total</b> |
|------------------------|-------------|-------------|-------------|-------------|-------------|--------------|
| Assessments            |             |             |             | 170,456     |             | 170,456      |
| Bonded Dollars         |             |             |             | 496,544     |             | 496,544      |
| Stormwater Fund        |             |             |             | 37,800      |             | 37,800       |
| Waste Water Fund       |             |             |             | 102,000     |             | 102,000      |
| Water Fund             |             |             |             | 137,250     |             | 137,250      |
| <b>Total</b>           |             |             |             | 944,050     |             | 944,050      |



**Capital Improvement Plan**  
**City of Northfield, Minnesota**

2019 *thru* 2023

**Department** Engineering Division  
**Contact** Public Works Director  
**Type** Maintenance  
**Useful Life** 10 years  
**Category** Capital Improvement Plan (CI)

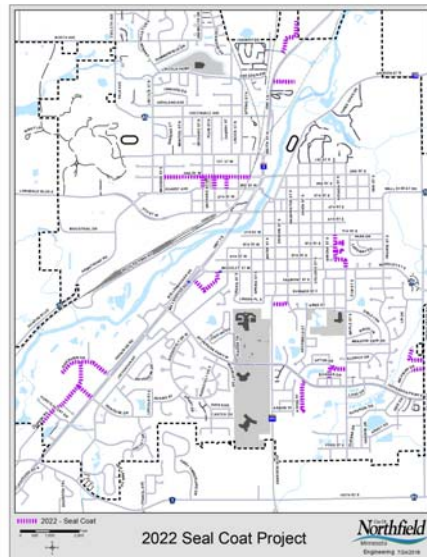
|                     |  |
|---------------------|--|
| <b>Project #</b>    | <b>E-2022-003</b>                        |
| <b>Project Name</b> | <b>2022 Seal Coat/Crack Fill Project</b> |

|                    |                                      |
|--------------------|--------------------------------------|
| <b>Description</b> | <b>Total Project Cost: \$130,344</b> |
|                    |                                      |

|                      |
|----------------------|
| <b>Justification</b> |
|                      |

| <b>Expenditures</b>      | <b>2019</b> | <b>2020</b> | <b>2021</b> | <b>2022</b> | <b>2023</b> | <b>Total</b> |
|--------------------------|-------------|-------------|-------------|-------------|-------------|--------------|
| Construction/Maintenance |             |             |             | 130,344     |             | 130,344      |
| <b>Total</b>             |             |             |             | 130,344     |             | 130,344      |

| <b>Funding Sources</b> | <b>2019</b> | <b>2020</b> | <b>2021</b> | <b>2022</b> | <b>2023</b> | <b>Total</b> |
|------------------------|-------------|-------------|-------------|-------------|-------------|--------------|
| MSA                    |             |             |             | 130,344     |             | 130,344      |
| <b>Total</b>           |             |             |             | 130,344     |             | 130,344      |



**Capital Improvement Plan**  
**City of Northfield, Minnesota**

2019 *thru* 2023

**Department** Engineering Division  
**Contact** Public Works Director  
**Type** Unassigned  
**Useful Life**  
**Category** Capital Improvement Plan (CI)

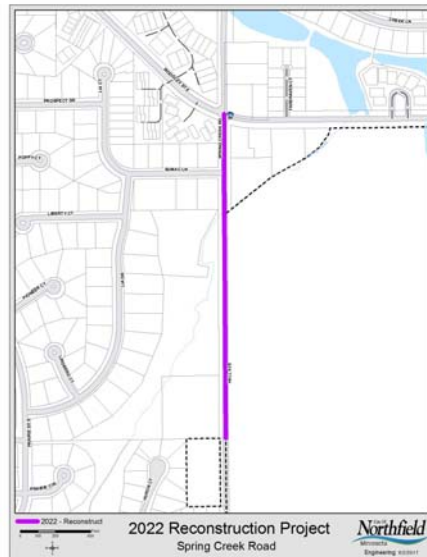
|                     |  |
|---------------------|--|
| <b>Project #</b>    | <b>E-2022-004</b>                                |
| <b>Project Name</b> | <b>Spring Creek Road Reconstruction Phase II</b> |

|   |  |
|---|--|
| <b>Description</b>  | <b>Total Project Cost: \$3,600,000</b> |
| Conversion of the existing 24' Rural road section to an Urban road section with possible sidewalk and trail installations from Huron Court to Woodley Street. |  |

|                      |
|----------------------|
| <b>Justification</b> |
|                      |

| <b>Expenditures</b>      | <b>2019</b> | <b>2020</b> | <b>2021</b> | <b>2022</b>      | <b>2023</b> | <b>Total</b>     |
|--------------------------|-------------|-------------|-------------|------------------|-------------|------------------|
| Construction/Maintenance |             |             |             | 3,600,000        |             | 3,600,000        |
| <b>Total</b>             |             |             |             | <u>3,600,000</u> |             | <u>3,600,000</u> |

| <b>Funding Sources</b> | <b>2019</b> | <b>2020</b> | <b>2021</b> | <b>2022</b>      | <b>2023</b> | <b>Total</b>     |
|------------------------|-------------|-------------|-------------|------------------|-------------|------------------|
| MSA                    |             |             |             | 3,600,000        |             | 3,600,000        |
| <b>Total</b>           |             |             |             | <u>3,600,000</u> |             | <u>3,600,000</u> |



**Capital Improvement Plan**  
**City of Northfield, Minnesota**

2019 *thru* 2023

**Department** Engineering Division  
**Contact** Public Works Director  
**Type** Unassigned  
**Useful Life**  
**Category** Capital Improvement Plan (CI)

|                     |  |
|---------------------|--|
| <b>Project #</b>    | <b>E-2023-001</b>                                      |
| <b>Project Name</b> | <b>North Avenue/Jefferson Parkway Mill and Overlay</b> |

|   |  |
|---|--|
| <b>Description</b>  | <b>Total Project Cost: \$2,302,448</b> |
| Pavement Mill and Overlay and ADA upgraded on North Avenue from Falk Avenue to Summerfield Drive, and Jefferson Parkway from TH #3 to Spring Creek Road |  |

|   |
|---|
| <b>Justification</b>  |
| These road segments have been identified by Public Works personnel to be likely candidates for a full depth pavement reclamation based on the current pavement condition, coupled with the current condition of the existing utilities. |

| <b>Expenditures</b>      | <b>2019</b> | <b>2020</b> | <b>2021</b> | <b>2022</b> | <b>2023</b> | <b>Total</b> |
|--------------------------|-------------|-------------|-------------|-------------|-------------|--------------|
| Construction/Maintenance |             |             |             |             | 2,302,448   | 2,302,448    |
| <b>Total</b>             |             |             |             |             | 2,302,448   | 2,302,448    |

| <b>Funding Sources</b> | <b>2019</b> | <b>2020</b> | <b>2021</b> | <b>2022</b> | <b>2023</b> | <b>Total</b> |
|------------------------|-------------|-------------|-------------|-------------|-------------|--------------|
| Assessments            |             |             |             |             | 187,862     | 187,862      |
| MSA                    |             |             |             |             | 1,985,334   | 1,985,334    |
| Waste Water Fund       |             |             |             |             | 98,344      | 98,344       |
| <b>Total</b>           |             |             |             |             | 2,271,540   | 2,271,540    |



**Capital Improvement Plan**  
**City of Northfield, Minnesota**

2019 *thru* 2023

**Department** Engineering Division

**Contact**

**Type** Unassigned

**Useful Life**

**Category** Capital Improvement Plan (CI)

|                     |  |
|---------------------|--|
| <b>Project #</b>    | <b>E-2023-002</b>                      |
| <b>Project Name</b> | <b>Wall Street Road Reconstruction</b> |

|  |  |
|--|--|
| <b>Description</b>   | <b>Total Project Cost: \$2,481,096</b> |
| Complete Reconstruction of Wall Street Road from Prairie Street to the City Limits |  |

|                      |
|----------------------|
| <b>Justification</b> |
|                      |

| <b>Expenditures</b>      | <b>2019</b> | <b>2020</b> | <b>2021</b> | <b>2022</b> | <b>2023</b> | <b>Total</b> |
|--------------------------|-------------|-------------|-------------|-------------|-------------|--------------|
| Construction/Maintenance |             |             |             |             | 2,481,096   | 2,481,096    |
| <b>Total</b>             |             |             |             |             | 2,481,096   | 2,481,096    |

| <b>Funding Sources</b> | <b>2019</b> | <b>2020</b> | <b>2021</b> | <b>2022</b> | <b>2023</b> | <b>Total</b> |
|------------------------|-------------|-------------|-------------|-------------|-------------|--------------|
| Bonded Dollars         |             |             |             |             | 787,930     | 787,930      |
| Rice County            |             |             |             |             | 963,026     | 963,026      |
| Stormwater Fund        |             |             |             |             | 459,240     | 459,240      |
| Waste Water Fund       |             |             |             |             | 115,200     | 115,200      |
| Water Fund             |             |             |             |             | 155,700     | 155,700      |
| <b>Total</b>           |             |             |             |             | 2,481,096   | 2,481,096    |



**Capital Improvement Plan**  
**City of Northfield, Minnesota**

2019 *thru* 2023

**Department** Engineering Division

**Contact**

**Type** Maintenance

**Useful Life**

**Category** Capital Improvement Plan (CI)

|                     |                                  |
|---------------------|----------------------------------|
| <b>Project #</b>    | <b>E-2023-003</b>                |
| <b>Project Name</b> | <b>2023 Seal Coat/Crack Fill</b> |

**Description**

**Total Project Cost: \$12,930**

**Justification**

| <b>Expenditures</b>      | <b>2019</b> | <b>2020</b> | <b>2021</b> | <b>2022</b> | <b>2023</b>   | <b>Total</b>  |
|--------------------------|-------------|-------------|-------------|-------------|---------------|---------------|
| Construction/Maintenance |             |             |             |             | 12,930        | 12,930        |
| <b>Total</b>             |             |             |             |             | <u>12,930</u> | <u>12,930</u> |

| <b>Funding Sources</b> | <b>2019</b> | <b>2020</b> | <b>2021</b> | <b>2022</b> | <b>2023</b>   | <b>Total</b>  |
|------------------------|-------------|-------------|-------------|-------------|---------------|---------------|
| MSA                    |             |             |             |             | 12,930        | 12,930        |
| <b>Total</b>           |             |             |             |             | <u>12,930</u> | <u>12,930</u> |



**Capital Improvement Plan**  
**City of Northfield, Minnesota**

2019 *thru* 2023

**Department** Park Division  
**Contact** Public Works Director  
**Type** Study  
**Useful Life**  
**Category** Capital Improvement Plan (CI)

|                     |                                    |
|---------------------|------------------------------------|
| <b>Project #</b>    | <b>P-2019-002</b>                  |
| <b>Project Name</b> | <b>River Corridor Concept Plan</b> |

|   |                                     |
|---|-------------------------------------|
| <b>Description</b>  | <b>Total Project Cost: \$40,000</b> |
| Develop concept plans for the parks along the Cannon river. |                                     |

|   |
|---|
| <b>Justification</b>  |
| Cannon riverfront enhancements is part of the strategic plan to bolster use of the river and increase downtown economic growth. |

| <b>Expenditures</b> | <b>2019</b>   | <b>2020</b> | <b>2021</b> | <b>2022</b> | <b>2023</b> | <b>Total</b>  |
|---------------------|---------------|-------------|-------------|-------------|-------------|---------------|
| Planning/Design     | 40,000        |             |             |             |             | 40,000        |
| <b>Total</b>        | <b>40,000</b> |             |             |             |             | <b>40,000</b> |

| <b>Funding Sources</b> | <b>2019</b>   | <b>2020</b> | <b>2021</b> | <b>2022</b> | <b>2023</b> | <b>Total</b>  |
|------------------------|---------------|-------------|-------------|-------------|-------------|---------------|
| Park Fund              | 40,000        |             |             |             |             | 40,000        |
| <b>Total</b>           | <b>40,000</b> |             |             |             |             | <b>40,000</b> |



**Capital Improvement Plan**  
**City of Northfield, Minnesota**

2019 *thru* 2023

**Department** Park Division  
**Contact** Public Works Director  
**Type** Improvement  
**Useful Life**  
**Category** Capital Improvement Plan (CI)

|                     |                             |
|---------------------|-----------------------------|
| <b>Project #</b>    | <b>P-2019-003</b>           |
| <b>Project Name</b> | <b>Way Park Paver Patio</b> |

|   |                                    |
|---|------------------------------------|
| <b>Description</b>  | <b>Total Project Cost: \$7,500</b> |
| Building a paver patio area for picnic tables. Incorporating the paver patio with existing rotary music area. |                                    |

|  |
|--|
| <b>Justification</b>   |
| The paver patio area would be a good addition to the park. Friends of Way Park have agreed to help fund the paver patio. |

| <b>Expenditures</b>      | <b>2019</b>  | <b>2020</b> | <b>2021</b> | <b>2022</b> | <b>2023</b> | <b>Total</b> |
|--------------------------|--------------|-------------|-------------|-------------|-------------|--------------|
| Construction/Maintenance | 7,500        |             |             |             |             | 7,500        |
| <b>Total</b>             | <b>7,500</b> |             |             |             |             | <b>7,500</b> |

| <b>Funding Sources</b> | <b>2019</b>  | <b>2020</b> | <b>2021</b> | <b>2022</b> | <b>2023</b> | <b>Total</b> |
|------------------------|--------------|-------------|-------------|-------------|-------------|--------------|
| Park Fund              | 7,500        |             |             |             |             | 7,500        |
| <b>Total</b>           | <b>7,500</b> |             |             |             |             | <b>7,500</b> |

**Capital Improvement Plan**  
**City of Northfield, Minnesota**

2019 *thru* 2023

**Department** Park Division  
**Contact** Public Works Director  
**Type** Improvement  
**Useful Life**  
**Category** Capital Improvement Plan (CI)

|                     |   |
|---------------------|---|
| <b>Project #</b>    | <b>P-2019-004</b>                                 |
| <b>Project Name</b> | <b>Riverside Park River Access and Turnaround</b> |

|  |                                     |
|--|-------------------------------------|
| <b>Description</b>   | <b>Total Project Cost: \$50,000</b> |
| Build a landing to take out canoe/kayaks at Riverside Park. Build a turnaround area on the west end of 7th St at Riverside Park. |                                     |

|  |
|--|
| <b>Justification</b>   |
| To build a landing to take out canoes/kayaks on the Cannon River. Also making this area accessible for vehicles with trailers. This improvement is part of the strategic plan on riverfront enhancement. |

| <b>Expenditures</b>      | <b>2019</b>   | <b>2020</b> | <b>2021</b> | <b>2022</b> | <b>2023</b> | <b>Total</b>  |
|--------------------------|---------------|-------------|-------------|-------------|-------------|---------------|
| Construction/Maintenance | 50,000        |             |             |             |             | 50,000        |
| <b>Total</b>             | <b>50,000</b> |             |             |             |             | <b>50,000</b> |

| <b>Funding Sources</b> | <b>2019</b>   | <b>2020</b> | <b>2021</b> | <b>2022</b> | <b>2023</b> | <b>Total</b>  |
|------------------------|---------------|-------------|-------------|-------------|-------------|---------------|
| Park Fund              | 50,000        |             |             |             |             | 50,000        |
| <b>Total</b>           | <b>50,000</b> |             |             |             |             | <b>50,000</b> |

**Capital Improvement Plan**  
**City of Northfield, Minnesota**

2019 *thru* 2023

**Department** Park Division  
**Contact** Public Works Director  
**Type** Study  
**Useful Life**  
**Category** Capital Improvement Plan (CI)

|                     |                                |
|---------------------|--------------------------------|
| <b>Project #</b>    | <b>P-2019-005</b>              |
| <b>Project Name</b> | <b>Park Shelter Assessment</b> |

|  |                                     |
|--|-------------------------------------|
| <b>Description</b>                           | <b>Total Project Cost: \$10,000</b> |
| Assessing the condition of the park shelters |                                     |

|   |
|---|
| <b>Justification</b>  |
| Have an assessment done on the park shelters to determine the needs and the best course of action. This will help in budgeting future projects on the shelters. |

| <b>Expenditures</b>      | <b>2019</b>   | <b>2020</b> | <b>2021</b> | <b>2022</b> | <b>2023</b> | <b>Total</b>  |
|--------------------------|---------------|-------------|-------------|-------------|-------------|---------------|
| Construction/Maintenance | 10,000        |             |             |             |             | 10,000        |
| <b>Total</b>             | <b>10,000</b> |             |             |             |             | <b>10,000</b> |

| <b>Funding Sources</b> | <b>2019</b>   | <b>2020</b> | <b>2021</b> | <b>2022</b> | <b>2023</b> | <b>Total</b>  |
|------------------------|---------------|-------------|-------------|-------------|-------------|---------------|
| Park Fund              | 10,000        |             |             |             |             | 10,000        |
| <b>Total</b>           | <b>10,000</b> |             |             |             |             | <b>10,000</b> |

**Capital Improvement Plan**  
**City of Northfield, Minnesota**

2019 *thru* 2023

**Department** Park Division

**Contact**

**Type** Unassigned

**Useful Life**

**Category** Capital Improvement Plan (CI)

|                     |                              |
|---------------------|------------------------------|
| <b>Project #</b>    | <b>P-2019-006</b>            |
| <b>Project Name</b> | <b>Memorial Pool Repairs</b> |

|                                     |                                     |
|-------------------------------------|-------------------------------------|
| <b>Description</b>                  | <b>Total Project Cost: \$15,000</b> |
| Repai of broken pipe below the pool |                                     |

|                      |
|----------------------|
| <b>Justification</b> |
|                      |

| <b>Expenditures</b>      | <b>2019</b>   | <b>2020</b> | <b>2021</b> | <b>2022</b> | <b>2023</b> | <b>Total</b>  |
|--------------------------|---------------|-------------|-------------|-------------|-------------|---------------|
| Construction/Maintenance | 15,000        |             |             |             |             | 15,000        |
| <b>Total</b>             | <b>15,000</b> |             |             |             |             | <b>15,000</b> |

| <b>Funding Sources</b> | <b>2019</b>   | <b>2020</b> | <b>2021</b> | <b>2022</b> | <b>2023</b> | <b>Total</b>  |
|------------------------|---------------|-------------|-------------|-------------|-------------|---------------|
| Park Fund              | 15,000        |             |             |             |             | 15,000        |
| <b>Total</b>           | <b>15,000</b> |             |             |             |             | <b>15,000</b> |

**Capital Improvement Plan**  
**City of Northfield, Minnesota**

2019 *thru* 2023

**Department** Park Division

**Contact**

**Type** Equipment

**Useful Life**

**Category** Capital Improvement Plan (CI)

|                     |  |
|---------------------|--|
| <b>Project #</b>    | <b>P-2022-001</b>                            |
| <b>Project Name</b> | <b>Riverside Park Playground Replacement</b> |

|  |                                      |
|--|--------------------------------------|
| <b>Description</b>   | <b>Total Project Cost: \$120,000</b> |
| Riverside park has the oldest playgournd equipment in the City. The equipment was installed in 1996. |                                      |

|                      |
|----------------------|
| <b>Justification</b> |
|                      |

| <b>Expenditures</b>      | <b>2019</b> | <b>2020</b> | <b>2021</b> | <b>2022</b> | <b>2023</b> | <b>Total</b> |
|--------------------------|-------------|-------------|-------------|-------------|-------------|--------------|
| Construction/Maintenance |             |             |             | 120,000     |             | 120,000      |
| <b>Total</b>             |             |             |             | 120,000     |             | 120,000      |

| <b>Funding Sources</b> | <b>2019</b> | <b>2020</b> | <b>2021</b> | <b>2022</b> | <b>2023</b> | <b>Total</b> |
|------------------------|-------------|-------------|-------------|-------------|-------------|--------------|
| Grant                  |             |             |             | 60,000      |             | 60,000       |
| Park Fund              |             |             |             | 60,000      |             | 60,000       |
| <b>Total</b>           |             |             |             | 120,000     |             | 120,000      |

**Capital Improvement Plan**  
**City of Northfield, Minnesota**

2019 *thru* 2023

**Department** Stormwater Division

**Contact**

**Type** Maintenance

**Useful Life**

**Category** Capital Improvement Plan (CI)

|                     |  |
|---------------------|--|
| <b>Project #</b>    | <b>SW-2020-001</b>   |
| <b>Project Name</b> | <b>Golf Course, Parmeadow Park #1 &amp; #3 Pond Dredging</b> |

|   |                                      |
|---|--------------------------------------|
| <b>Description</b>  | <b>Total Project Cost: \$690,477</b> |
| Pond Dredging of the Golf Course Pond, Parmeadow Pond #1 and Parmeadow Pond #3. |                                      |

|   |
|---|
| <b>Justification</b>  |
| These ponds were ranked priority #1, #2, and #7 in the 2017 Storm Pond Assessment Study for percent full of sediment. |

| <b>Expenditures</b>      | <b>2019</b> | <b>2020</b>    | <b>2021</b> | <b>2022</b> | <b>2023</b> | <b>Total</b>   |
|--------------------------|-------------|----------------|-------------|-------------|-------------|----------------|
| Construction/Maintenance |             | 690,477        |             |             |             | 690,477        |
| <b>Total</b>             |             | <b>690,477</b> |             |             |             | <b>690,477</b> |

| <b>Funding Sources</b> | <b>2019</b> | <b>2020</b>    | <b>2021</b> | <b>2022</b> | <b>2023</b> | <b>Total</b>   |
|------------------------|-------------|----------------|-------------|-------------|-------------|----------------|
| Stormwater Fund        |             | 690,477        |             |             |             | 690,477        |
| <b>Total</b>           |             | <b>690,477</b> |             |             |             | <b>690,477</b> |



**Capital Improvement Plan**  
**City of Northfield, Minnesota**

2019 *thru* 2023

**Department** Stormwater Division

**Contact**

**Type** Unassigned

**Useful Life**

**Category** Capital Improvement Plan (CI)

|                     |   |
|---------------------|---|
| <b>Project #</b>    | <b>SW-2021-001</b>                        |
| <b>Project Name</b> | <b>West Riverwall Floodwall Extension</b> |

|                    |  |
|--------------------|--|
| <b>Description</b> | <b>Total Project Cost: \$2,000,000</b> |
|                    |  |

|                      |
|----------------------|
| <b>Justification</b> |
|                      |

| <b>Expenditures</b>      | <b>2019</b> | <b>2020</b> | <b>2021</b> | <b>2022</b> | <b>2023</b> | <b>Total</b> |
|--------------------------|-------------|-------------|-------------|-------------|-------------|--------------|
| Construction/Maintenance |             |             |             |             | 2,000,000   | 2,000,000    |
| <b>Total</b>             |             |             |             |             | 2,000,000   | 2,000,000    |

| <b>Funding Sources</b> | <b>2019</b> | <b>2020</b> | <b>2021</b> | <b>2022</b> | <b>2023</b> | <b>Total</b> |
|------------------------|-------------|-------------|-------------|-------------|-------------|--------------|
| Stormwater Fund        |             |             |             |             | 2,000,000   | 2,000,000    |
| <b>Total</b>           |             |             |             |             | 2,000,000   | 2,000,000    |

**Capital Improvement Plan**  
**City of Northfield, Minnesota**

2019 *thru* 2023

**Department** Stormwater Division

**Contact**

**Type** Maintenance

**Useful Life**

**Category** Capital Improvement Plan (CI)

|                     |   |
|---------------------|---|
| <b>Project #</b>    | <b>SW-2022-001</b>                                      |
| <b>Project Name</b> | <b>Prairie Hills #1 and Hidden Valley Pond Dredging</b> |

|  |                                      |
|--|--------------------------------------|
| <b>Description</b>   | <b>Total Project Cost: \$789,610</b> |
| Pond dredging of Prairie Hills Pond #1 and Hidden Valley Park Pond |                                      |

|   |
|---|
| <b>Justification</b>  |
| TTThese ponds were ranked priority #3, & #5 in the 2017 Storm Pond Assessment Study for percent full of sediment. |

| <b>Expenditures</b>      | <b>2019</b> | <b>2020</b> | <b>2021</b> | <b>2022</b> | <b>2023</b> | <b>Total</b> |
|--------------------------|-------------|-------------|-------------|-------------|-------------|--------------|
| Construction/Maintenance |             |             |             | 789,610     |             | 789,610      |
| <b>Total</b>             |             |             |             | 789,610     |             | 789,610      |

| <b>Funding Sources</b> | <b>2019</b> | <b>2020</b> | <b>2021</b> | <b>2022</b> | <b>2023</b> | <b>Total</b> |
|------------------------|-------------|-------------|-------------|-------------|-------------|--------------|
| Stormwater Fund        |             |             |             | 789,610     |             | 789,610      |
| <b>Total</b>           |             |             |             | 789,610     |             | 789,610      |





**Capital Improvement Plan**  
**City of Northfield, Minnesota**

2019 *thru* 2023

**Department** Street Division  
**Contact** Public Works Director  
**Type** Maintenance  
**Useful Life**  
**Category** Capital Improvement Plan (CI)

|                     |                         |
|---------------------|-------------------------|
| <b>Project #</b>    | <b>ST-2019-ROOF</b>     |
| <b>Project Name</b> | <b>Roof Replacement</b> |

|  |                                      |
|--|--------------------------------------|
| <b>Description</b>                       | <b>Total Project Cost: \$550,000</b> |
| Roof Replacement at Maintenance Facility |                                      |

|                      |
|----------------------|
| <b>Justification</b> |
|                      |

| <b>Expenditures</b>      | <b>2019</b>    | <b>2020</b> | <b>2021</b> | <b>2022</b> | <b>2023</b> | <b>Total</b>   |
|--------------------------|----------------|-------------|-------------|-------------|-------------|----------------|
| Construction/Maintenance | 550,000        |             |             |             |             | 550,000        |
| <b>Total</b>             | <b>550,000</b> |             |             |             |             | <b>550,000</b> |

| <b>Funding Sources</b> | <b>2019</b>    | <b>2020</b> | <b>2021</b> | <b>2022</b> | <b>2023</b> | <b>Total</b>   |
|------------------------|----------------|-------------|-------------|-------------|-------------|----------------|
| Bonded Dollars         | 550,000        |             |             |             |             | 550,000        |
| <b>Total</b>           | <b>550,000</b> |             |             |             |             | <b>550,000</b> |

**Capital Improvement Plan**  
**City of Northfield, Minnesota**

2019 *thru* 2023

**Department** Wastewater Division  
**Contact** Public Works Director  
**Type** Maintenance  
**Useful Life** 20 years  
**Category** Capital Improvement Plan (CI)

|                     |                                   |
|---------------------|-----------------------------------|
| <b>Project #</b>    | <b>WW-2019-002</b>                |
| <b>Project Name</b> | <b>BAF Stop Log and Cell Work</b> |

|                    |                                      |
|--------------------|--------------------------------------|
| <b>Description</b> | <b>Total Project Cost: \$824,310</b> |
|                    |                                      |

|                      |
|----------------------|
| <b>Justification</b> |
|                      |

| <b>Expenditures</b>      | <b>2019</b>    | <b>2020</b> | <b>2021</b> | <b>2022</b> | <b>2023</b> | <b>Total</b>   |
|--------------------------|----------------|-------------|-------------|-------------|-------------|----------------|
| Construction/Maintenance | 824,310        |             |             |             |             | 824,310        |
| <b>Total</b>             | <b>824,310</b> |             |             |             |             | <b>824,310</b> |

| <b>Funding Sources</b> | <b>2019</b>    | <b>2020</b> | <b>2021</b> | <b>2022</b> | <b>2023</b> | <b>Total</b>   |
|------------------------|----------------|-------------|-------------|-------------|-------------|----------------|
| Waste Water Fund       | 824,310        |             |             |             |             | 824,310        |
| <b>Total</b>           | <b>824,310</b> |             |             |             |             | <b>824,310</b> |

**Capital Improvement Plan**  
**City of Northfield, Minnesota**

2019 *thru* 2023

**Department** Wastewater Division  
**Contact** Public Works Director  
**Type** Maintenance  
**Useful Life** 10 years  
**Category** Capital Improvement Plan (CI)

|                     |  |
|---------------------|--|
| <b>Project #</b>    | <b>WW-2019-003</b>                         |
| <b>Project Name</b> | <b>MAU-3 Pretreatment Roof Replacement</b> |

|                    |                                     |
|--------------------|-------------------------------------|
| <b>Description</b> | <b>Total Project Cost: \$25,428</b> |
|                    |                                     |

|                      |
|----------------------|
| <b>Justification</b> |
|                      |

| <b>Expenditures</b>      | <b>2019</b>   | <b>2020</b> | <b>2021</b> | <b>2022</b> | <b>2023</b> | <b>Total</b>  |
|--------------------------|---------------|-------------|-------------|-------------|-------------|---------------|
| Construction/Maintenance | 25,428        |             |             |             |             | 25,428        |
| <b>Total</b>             | <b>25,428</b> |             |             |             |             | <b>25,428</b> |

| <b>Funding Sources</b> | <b>2019</b>   | <b>2020</b> | <b>2021</b> | <b>2022</b> | <b>2023</b> | <b>Total</b>  |
|------------------------|---------------|-------------|-------------|-------------|-------------|---------------|
| Waste Water Fund       | 25,428        |             |             |             |             | 25,428        |
| <b>Total</b>           | <b>25,428</b> |             |             |             |             | <b>25,428</b> |

**Capital Improvement Plan**  
**City of Northfield, Minnesota**

2019 *thru* 2023

**Department** Wastewater Division  
**Contact** Public Works Director  
**Type** Equipment  
**Useful Life** 20 years  
**Category** Capital Improvement Plan (CI)

|                     |                           |
|---------------------|---------------------------|
| <b>Project #</b>    | <b>WW-2019-004</b>        |
| <b>Project Name</b> | <b>Biosolids Upgrades</b> |

|   |                                      |
|---|--------------------------------------|
| <b>Description</b>  | <b>Total Project Cost: \$500,000</b> |
| Upgrading the biosolids process to properly treat sludge. |                                      |

|  |
|--|
| <b>Justification</b>                               |
| Biosolids process is required to treat wastewater. |

| <b>Expenditures</b>      | <b>2019</b>    | <b>2020</b> | <b>2021</b> | <b>2022</b> | <b>2023</b> | <b>Total</b>   |
|--------------------------|----------------|-------------|-------------|-------------|-------------|----------------|
| Construction/Maintenance | 500,000        |             |             |             |             | 500,000        |
| <b>Total</b>             | <b>500,000</b> |             |             |             |             | <b>500,000</b> |

| <b>Funding Sources</b> | <b>2019</b>    | <b>2020</b> | <b>2021</b> | <b>2022</b> | <b>2023</b> | <b>Total</b>   |
|------------------------|----------------|-------------|-------------|-------------|-------------|----------------|
| Waste Water Fund       | 500,000        |             |             |             |             | 500,000        |
| <b>Total</b>           | <b>500,000</b> |             |             |             |             | <b>500,000</b> |

**Capital Improvement Plan**  
**City of Northfield, Minnesota**

2019 *thru* 2023

**Department** Wastewater Division  
**Contact** Public Works Director  
**Type** Improvement  
**Useful Life** 20 years  
**Category** Capital Improvement Plan (CI)

|                     |                          |
|---------------------|--------------------------|
| <b>Project #</b>    | <b>WW-2020-002</b>       |
| <b>Project Name</b> | <b>Babcock Generator</b> |

|  |                                      |
|--|--------------------------------------|
| <b>Description</b>                           | <b>Total Project Cost: \$200,000</b> |
| Permenant generator at Babcock Lift Station. |                                      |

|   |
|---|
| <b>Justification</b>  |
| Provides the City with a backup in case of a power failure that will automatically turn on. |

| <b>Expenditures</b>      | <b>2019</b> | <b>2020</b> | <b>2021</b> | <b>2022</b> | <b>2023</b> | <b>Total</b> |
|--------------------------|-------------|-------------|-------------|-------------|-------------|--------------|
| Construction/Maintenance |             | 200,000     |             |             |             | 200,000      |
| <b>Total</b>             |             | 200,000     |             |             |             | 200,000      |

| <b>Funding Sources</b> | <b>2019</b> | <b>2020</b> | <b>2021</b> | <b>2022</b> | <b>2023</b> | <b>Total</b> |
|------------------------|-------------|-------------|-------------|-------------|-------------|--------------|
| Waste Water Fund       |             | 200,000     |             |             |             | 200,000      |
| <b>Total</b>           |             | 200,000     |             |             |             | 200,000      |

**Capital Improvement Plan**  
**City of Northfield, Minnesota**

2019 *thru* 2023

**Department** Wastewater Division  
**Contact** Public Works Director  
**Type** Maintenance  
**Useful Life** 10 years  
**Category** Capital Improvement Plan (CI)

|                     |   |
|---------------------|---|
| <b>Project #</b>    | <b>WW-2020-003</b>                        |
| <b>Project Name</b> | <b>MAU-2 Pretreatment Roof Replacment</b> |

|                    |                                     |
|--------------------|-------------------------------------|
| <b>Description</b> | <b>Total Project Cost: \$53,147</b> |
|                    |                                     |

|                      |
|----------------------|
| <b>Justification</b> |
|                      |

| <b>Expenditures</b>      | <b>2019</b> | <b>2020</b>   | <b>2021</b> | <b>2022</b> | <b>2023</b> | <b>Total</b>  |
|--------------------------|-------------|---------------|-------------|-------------|-------------|---------------|
| Construction/Maintenance |             | 53,147        |             |             |             | 53,147        |
| <b>Total</b>             |             | <u>53,147</u> |             |             |             | <u>53,147</u> |

| <b>Funding Sources</b> | <b>2019</b> | <b>2020</b>   | <b>2021</b> | <b>2022</b> | <b>2023</b> | <b>Total</b>  |
|------------------------|-------------|---------------|-------------|-------------|-------------|---------------|
| Waste Water Fund       |             | 53,147        |             |             |             | 53,147        |
| <b>Total</b>           |             | <u>53,147</u> |             |             |             | <u>53,147</u> |

**Capital Improvement Plan**  
**City of Northfield, Minnesota**

2019 *thru* 2023

**Department** Wastewater Division  
**Contact** Public Works Director  
**Type** Improvement  
**Useful Life** 25 years  
**Category** Capital Improvement Plan (CI)

|                     |                                 |
|---------------------|---------------------------------|
| <b>Project #</b>    | <b>WW-2021-002</b>              |
| <b>Project Name</b> | <b>Biosolids Liquid Storage</b> |

|                    |  |
|--------------------|--|
| <b>Description</b> | <b>Total Project Cost: \$1,193,844</b> |
|                    |  |

|                      |
|----------------------|
| <b>Justification</b> |
|                      |

| <b>Expenditures</b>      | <b>2019</b> | <b>2020</b> | <b>2021</b>      | <b>2022</b> | <b>2023</b> | <b>Total</b>     |
|--------------------------|-------------|-------------|------------------|-------------|-------------|------------------|
| Construction/Maintenance |             |             | 1,193,844        |             |             | 1,193,844        |
| <b>Total</b>             |             |             | <u>1,193,844</u> |             |             | <u>1,193,844</u> |

| <b>Funding Sources</b> | <b>2019</b> | <b>2020</b> | <b>2021</b>      | <b>2022</b> | <b>2023</b> | <b>Total</b>     |
|------------------------|-------------|-------------|------------------|-------------|-------------|------------------|
| Waste Water Fund       |             |             | 1,193,844        |             |             | 1,193,844        |
| <b>Total</b>           |             |             | <u>1,193,844</u> |             |             | <u>1,193,844</u> |



**Capital Improvement Plan**  
**City of Northfield, Minnesota**

2019 *thru* 2023

**Department** Wastewater Division  
**Contact** Public Works Director  
**Type** Improvement  
**Useful Life** 20 years  
**Category** Capital Improvement Plan (CI)

|                     |                               |
|---------------------|-------------------------------|
| <b>Project #</b>    | <b>WW-2021-003</b>            |
| <b>Project Name</b> | <b>BioSolids Cake Storage</b> |

|   |                                      |
|---|--------------------------------------|
| <b>Description</b>  | <b>Total Project Cost: \$711,563</b> |
| BioSolids cake storage. This is the final product created by the biosolids process. The current storage building is inadequate in storage capacity and the building is in poor condition. |                                      |

|  |
|--|
| <b>Justification</b>   |
| The biosolids cake storage upgrade was identified in the 2015 WWTP Facility Study. |

| <b>Expenditures</b>      | <b>2019</b> | <b>2020</b> | <b>2021</b> | <b>2022</b> | <b>2023</b> | <b>Total</b> |
|--------------------------|-------------|-------------|-------------|-------------|-------------|--------------|
| Construction/Maintenance |             |             | 711,563     |             |             | 711,563      |
| <b>Total</b>             |             |             | 711,563     |             |             | 711,563      |

| <b>Funding Sources</b> | <b>2019</b> | <b>2020</b> | <b>2021</b> | <b>2022</b> | <b>2023</b> | <b>Total</b> |
|------------------------|-------------|-------------|-------------|-------------|-------------|--------------|
| Waste Water Fund       |             |             | 711,563     |             |             | 711,563      |
| <b>Total</b>           |             |             | 711,563     |             |             | 711,563      |



**Capital Improvement Plan**  
**City of Northfield, Minnesota**

2019 *thru* 2023

**Department** Wastewater Division  
**Contact** Public Works Director  
**Type** Equipment  
**Useful Life** 15 years  
**Category** Capital Improvement Plan (CI)

|                     |                      |
|---------------------|----------------------|
| <b>Project #</b>    | <b>WW-2021-004</b>   |
| <b>Project Name</b> | <b>SCADA Upgrade</b> |

|   |  |
|---|--|
| <b>Description</b>  | <b>Total Project Cost: \$1,622,500</b> |
| Replacement of major Supervisory and Control Data Acquisition (SCADA) components at the wastewater treatment plant. |  |

|   |
|---|
| <b>Justification</b>  |
| SCADA upgrade was identified in the 2015 WWTP Facility Study. |

| <b>Expenditures</b>      | <b>2019</b> | <b>2020</b> | <b>2021</b> | <b>2022</b> | <b>2023</b> | <b>Total</b> |
|--------------------------|-------------|-------------|-------------|-------------|-------------|--------------|
| Construction/Maintenance |             |             | 1,622,500   |             |             | 1,622,500    |
| <b>Total</b>             |             |             | 1,622,500   |             |             | 1,622,500    |

| <b>Funding Sources</b> | <b>2019</b> | <b>2020</b> | <b>2021</b> | <b>2022</b> | <b>2023</b> | <b>Total</b> |
|------------------------|-------------|-------------|-------------|-------------|-------------|--------------|
| Waste Water Fund       |             |             | 1,622,500   |             |             | 1,622,500    |
| <b>Total</b>           |             |             | 1,622,500   |             |             | 1,622,500    |

**Capital Improvement Plan**  
**City of Northfield, Minnesota**

2019 *thru* 2023

**Department** Wastewater Division  
**Contact** Public Works Director  
**Type** Facility  
**Useful Life** 20 years  
**Category** Capital Improvement Plan (CI)

|                     |                                   |
|---------------------|-----------------------------------|
| <b>Project #</b>    | <b>WW-2021-005</b>                |
| <b>Project Name</b> | <b>BioSolids Roof Replacement</b> |

|   |                                      |
|---|--------------------------------------|
| <b>Description</b>                                    | <b>Total Project Cost: \$115,000</b> |
| Replacement of the BioSolids treatment building roof. |                                      |

|  |
|--|
| <b>Justification</b>   |
| The biosolids roof replacement upgrade was identified in the 2015 WWTP Facility Study. |

| <b>Expenditures</b>      | <b>2019</b> | <b>2020</b> | <b>2021</b> | <b>2022</b> | <b>2023</b> | <b>Total</b> |
|--------------------------|-------------|-------------|-------------|-------------|-------------|--------------|
| Construction/Maintenance |             |             | 115,000     |             |             | 115,000      |
| <b>Total</b>             |             |             | 115,000     |             |             | 115,000      |

| <b>Funding Sources</b> | <b>2019</b> | <b>2020</b> | <b>2021</b> | <b>2022</b> | <b>2023</b> | <b>Total</b> |
|------------------------|-------------|-------------|-------------|-------------|-------------|--------------|
| Waste Water Fund       |             |             | 115,000     |             |             | 115,000      |
| <b>Total</b>           |             |             | 115,000     |             |             | 115,000      |

**Capital Improvement Plan**  
**City of Northfield, Minnesota**

2019 *thru* 2023

**Department** Wastewater Division  
**Contact** Public Works Director  
**Type** Equipment  
**Useful Life** 20 years  
**Category** Capital Improvement Plan (CI)

|                     |                          |
|---------------------|--------------------------|
| <b>Project #</b>    | <b>WW-2021-006</b>       |
| <b>Project Name</b> | <b>MAU-5 Replacement</b> |

|                       |                                     |
|-----------------------|-------------------------------------|
| <b>Description</b>    | <b>Total Project Cost: \$24,345</b> |
| Replacement of MAU-5. |                                     |

|   |
|---|
| <b>Justification</b>  |
| The MAU-5 replacement upgrade was identified in the 2015 WWTP Facility Study. |

| <b>Expenditures</b>      | <b>2019</b> | <b>2020</b> | <b>2021</b> | <b>2022</b> | <b>2023</b> | <b>Total</b> |
|--------------------------|-------------|-------------|-------------|-------------|-------------|--------------|
| Construction/Maintenance |             |             | 24,345      |             |             | 24,345       |
| <b>Total</b>             |             |             | 24,345      |             |             | 24,345       |

| <b>Funding Sources</b> | <b>2019</b> | <b>2020</b> | <b>2021</b> | <b>2022</b> | <b>2023</b> | <b>Total</b> |
|------------------------|-------------|-------------|-------------|-------------|-------------|--------------|
| Waste Water Fund       |             |             | 24,345      |             |             | 24,345       |
| <b>Total</b>           |             |             | 24,345      |             |             | 24,345       |

**Capital Improvement Plan**  
**City of Northfield, Minnesota**

2019 *thru* 2023

**Department** Wastewater Division  
**Contact** Public Works Director  
**Type** Facility  
**Useful Life** 20 years  
**Category** Capital Improvement Plan (CI)

|                     |   |
|---------------------|---|
| <b>Project #</b>    | <b>WW-2021-007</b>                      |
| <b>Project Name</b> | <b>UV Disinfection Roof Replacement</b> |

|  |                                     |
|--|-------------------------------------|
| <b>Description</b>                       | <b>Total Project Cost: \$34,500</b> |
| Replacement of the UV disinfection roof. |                                     |

|  |
|--|
| <b>Justification</b>   |
| The UV disinfection roof replacement upgrade was identified in the 2015 WWTP Facility Study. |

| <b>Expenditures</b>      | <b>2019</b> | <b>2020</b> | <b>2021</b> | <b>2022</b> | <b>2023</b> | <b>Total</b> |
|--------------------------|-------------|-------------|-------------|-------------|-------------|--------------|
| Construction/Maintenance |             |             | 34,500      |             |             | 34,500       |
| <b>Total</b>             |             |             | 34,500      |             |             | 34,500       |

| <b>Funding Sources</b> | <b>2019</b> | <b>2020</b> | <b>2021</b> | <b>2022</b> | <b>2023</b> | <b>Total</b> |
|------------------------|-------------|-------------|-------------|-------------|-------------|--------------|
| Waste Water Fund       |             |             | 34,500      |             |             | 34,500       |
| <b>Total</b>           |             |             | 34,500      |             |             | 34,500       |

**Capital Improvement Plan**  
**City of Northfield, Minnesota**

2019 *thru* 2023

**Department** Wastewater Division  
**Contact** Public Works Director  
**Type** Maintenance  
**Useful Life** 15 years  
**Category** Capital Improvement Plan (CI)

|                     |                             |
|---------------------|-----------------------------|
| <b>Project #</b>    | <b>WW-2021-008</b>          |
| <b>Project Name</b> | <b>Shop Radiant Heaters</b> |

|  |                                     |
|--|-------------------------------------|
| <b>Description</b>                         | <b>Total Project Cost: \$20,000</b> |
| Replace the existing shop radiant heaters. |                                     |

|   |
|---|
| <b>Justification</b>                                      |
| Replace the existing shop radiant heaters that are aging. |

| <b>Expenditures</b>      | <b>2019</b> | <b>2020</b> | <b>2021</b> | <b>2022</b> | <b>2023</b> | <b>Total</b> |
|--------------------------|-------------|-------------|-------------|-------------|-------------|--------------|
| Construction/Maintenance |             |             | 20,000      |             |             | 20,000       |
| <b>Total</b>             |             |             | 20,000      |             |             | 20,000       |

| <b>Funding Sources</b> | <b>2019</b> | <b>2020</b> | <b>2021</b> | <b>2022</b> | <b>2023</b> | <b>Total</b> |
|------------------------|-------------|-------------|-------------|-------------|-------------|--------------|
| Waste Water Fund       |             |             | 20,000      |             |             | 20,000       |
| <b>Total</b>           |             |             | 20,000      |             |             | 20,000       |

**Capital Improvement Plan**  
**City of Northfield, Minnesota**

2019 *thru* 2023

**Department** Wastewater Division  
**Contact** Public Works Director  
**Type** Maintenance  
**Useful Life** 25 years  
**Category** Capital Improvement Plan (CI)

|                     |   |
|---------------------|---|
| <b>Project #</b>    | <b>WW-2021-009</b>                          |
| <b>Project Name</b> | <b>Operations Building Roof Replacement</b> |

|                    |                                      |
|--------------------|--------------------------------------|
| <b>Description</b> | <b>Total Project Cost: \$106,000</b> |
|                    |                                      |

|                      |
|----------------------|
| <b>Justification</b> |
|                      |

| <b>Expenditures</b>      | <b>2019</b> | <b>2020</b> | <b>2021</b> | <b>2022</b> | <b>2023</b> | <b>Total</b> |
|--------------------------|-------------|-------------|-------------|-------------|-------------|--------------|
| Construction/Maintenance |             |             | 106,000     |             |             | 106,000      |
| <b>Total</b>             |             |             | 106,000     |             |             | 106,000      |

| <b>Funding Sources</b> | <b>2019</b> | <b>2020</b> | <b>2021</b> | <b>2022</b> | <b>2023</b> | <b>Total</b> |
|------------------------|-------------|-------------|-------------|-------------|-------------|--------------|
| Waste Water Fund       |             |             | 106,000     |             |             | 106,000      |
| <b>Total</b>           |             |             | 106,000     |             |             | 106,000      |

**Capital Improvement Plan**  
**City of Northfield, Minnesota**

2019 *thru* 2023

**Department** Wastewater Division  
**Contact** Public Works Director  
**Type** Improvement  
**Useful Life** 20 years  
**Category** Capital Improvement Plan (CI)

|                     |  |
|---------------------|--|
| <b>Project #</b>    | <b>WW-2021-010</b>                     |
| <b>Project Name</b> | <b>Influent Lift Pumps Replacement</b> |

|                              |  |
|------------------------------|--|
| <b>Description</b>           | <b>Total Project Cost: \$1,372,594</b> |
| Replace influent lift pumps. |  |

|                                    |
|------------------------------------|
| <b>Justification</b>               |
| Identified in 2015 Facility Study. |

| <b>Expenditures</b>      | <b>2019</b> | <b>2020</b> | <b>2021</b>      | <b>2022</b> | <b>2023</b> | <b>Total</b>     |
|--------------------------|-------------|-------------|------------------|-------------|-------------|------------------|
| Construction/Maintenance |             |             | 1,372,594        |             |             | 1,372,594        |
| <b>Total</b>             |             |             | <u>1,372,594</u> |             |             | <u>1,372,594</u> |

| <b>Funding Sources</b> | <b>2019</b> | <b>2020</b> | <b>2021</b>      | <b>2022</b> | <b>2023</b> | <b>Total</b>     |
|------------------------|-------------|-------------|------------------|-------------|-------------|------------------|
| Waste Water Fund       |             |             | 1,372,594        |             |             | 1,372,594        |
| <b>Total</b>           |             |             | <u>1,372,594</u> |             |             | <u>1,372,594</u> |

**Capital Improvement Plan**  
**City of Northfield, Minnesota**

2019 *thru* 2023

**Department** Wastewater Division  
**Contact** Public Works Director  
**Type** Facility  
**Useful Life** 20 years  
**Category** Capital Improvement Plan (CI)

|                     |                             |
|---------------------|-----------------------------|
| <b>Project #</b>    | <b>WW-2022-001</b>          |
| <b>Project Name</b> | <b>BAF Roof Replacement</b> |

|                              |                                      |
|------------------------------|--------------------------------------|
| <b>Description</b>           | <b>Total Project Cost: \$324,500</b> |
| Replacement of the BAF Roof. |                                      |

|  |
|--|
| <b>Justification</b>   |
| The BAF roof replacement upgrade was identified in the 2015 WWTP Facility Study. |

| <b>Expenditures</b>      | <b>2019</b> | <b>2020</b> | <b>2021</b> | <b>2022</b> | <b>2023</b> | <b>Total</b> |
|--------------------------|-------------|-------------|-------------|-------------|-------------|--------------|
| Construction/Maintenance |             |             |             | 324,500     |             | 324,500      |
| <b>Total</b>             |             |             |             | 324,500     |             | 324,500      |

| <b>Funding Sources</b> | <b>2019</b> | <b>2020</b> | <b>2021</b> | <b>2022</b> | <b>2023</b> | <b>Total</b> |
|------------------------|-------------|-------------|-------------|-------------|-------------|--------------|
| Waste Water Fund       |             |             |             | 324,500     |             | 324,500      |
| <b>Total</b>           |             |             |             | 324,500     |             | 324,500      |



**Capital Improvement Plan**  
**City of Northfield, Minnesota**

2019 *thru* 2023

**Department** Wastewater Division  
**Contact** Public Works Director  
**Type** Equipment  
**Useful Life** 20 years  
**Category** Capital Improvement Plan (CI)

|                     |                          |
|---------------------|--------------------------|
| <b>Project #</b>    | <b>WW-2022-002</b>       |
| <b>Project Name</b> | <b>MAU-6 Replacement</b> |

|                       |                                     |
|-----------------------|-------------------------------------|
| <b>Description</b>    | <b>Total Project Cost: \$62,172</b> |
| Replacement of MAU-6. |                                     |

|   |
|---|
| <b>Justification</b>  |
| The MAU-6 replacement upgrade was identified in the 2015 WWTP Facility Study. |

| <b>Expenditures</b>      | <b>2019</b> | <b>2020</b> | <b>2021</b> | <b>2022</b> | <b>2023</b> | <b>Total</b> |
|--------------------------|-------------|-------------|-------------|-------------|-------------|--------------|
| Construction/Maintenance |             |             |             | 62,172      |             | 62,172       |
| <b>Total</b>             |             |             |             | 62,172      |             | 62,172       |

| <b>Funding Sources</b> | <b>2019</b> | <b>2020</b> | <b>2021</b> | <b>2022</b> | <b>2023</b> | <b>Total</b> |
|------------------------|-------------|-------------|-------------|-------------|-------------|--------------|
| Waste Water Fund       |             |             |             | 62,172      |             | 62,172       |
| <b>Total</b>           |             |             |             | 62,172      |             | 62,172       |

**Capital Improvement Plan**  
**City of Northfield, Minnesota**

2019 *thru* 2023

**Department** Wastewater Division  
**Contact** Public Works Director  
**Type** Facility  
**Useful Life** 20 years  
**Category** Capital Improvement Plan (CI)

|                     |                                      |
|---------------------|--------------------------------------|
| <b>Project #</b>    | <b>WW-2022-003</b>                   |
| <b>Project Name</b> | <b>Pretreatment Roof Replacement</b> |

|  |                                      |
|--|--------------------------------------|
| <b>Description</b>                             | <b>Total Project Cost: \$359,900</b> |
| Replacement of the Pretreatment Building Roof. |                                      |

|  |
|--|
| <b>Justification</b>   |
| The BAF roof replacement upgrade was identified in the 2015 WWTP Facility Study. |

| <b>Expenditures</b>      | <b>2019</b> | <b>2020</b> | <b>2021</b> | <b>2022</b> | <b>2023</b> | <b>Total</b> |
|--------------------------|-------------|-------------|-------------|-------------|-------------|--------------|
| Construction/Maintenance |             |             |             | 359,900     |             | 359,900      |
| <b>Total</b>             |             |             |             | 359,900     |             | 359,900      |

| <b>Funding Sources</b> | <b>2019</b> | <b>2020</b> | <b>2021</b> | <b>2022</b> | <b>2023</b> | <b>Total</b> |
|------------------------|-------------|-------------|-------------|-------------|-------------|--------------|
| Waste Water Fund       |             |             |             | 359,900     |             | 359,900      |
| <b>Total</b>           |             |             |             | 359,900     |             | 359,900      |

**Capital Improvement Plan**  
**City of Northfield, Minnesota**

2019 *thru* 2023

**Department** Wastewater Division  
**Contact** Public Works Director  
**Type** Improvement  
**Useful Life** 20 years  
**Category** Capital Improvement Plan (CI)

|                     |                                |
|---------------------|--------------------------------|
| <b>Project #</b>    | <b>WW-2022-004</b>             |
| <b>Project Name</b> | <b>BAF Blower Replacements</b> |

|   |                                      |
|---|--------------------------------------|
| <b>Description</b>  | <b>Total Project Cost: \$843,975</b> |
| Replacement of the blower assemblies in the BAF building. |                                      |

|   |
|---|
| <b>Justification</b>                            |
| This was identified in the 2015 Facility Study. |

| <b>Expenditures</b>        | <b>2019</b> | <b>2020</b> | <b>2021</b> | <b>2022</b> | <b>2023</b> | <b>Total</b> |
|----------------------------|-------------|-------------|-------------|-------------|-------------|--------------|
| Equip/Vehicles/Furnishings |             |             |             | 843,975     |             | 843,975      |
| <b>Total</b>               |             |             |             | 843,975     |             | 843,975      |

| <b>Funding Sources</b> | <b>2019</b> | <b>2020</b> | <b>2021</b> | <b>2022</b> | <b>2023</b> | <b>Total</b> |
|------------------------|-------------|-------------|-------------|-------------|-------------|--------------|
| Waste Water Fund       |             |             |             | 843,975     |             | 843,975      |
| <b>Total</b>           |             |             |             | 843,975     |             | 843,975      |

**Capital Improvement Plan**  
**City of Northfield, Minnesota**

2019 *thru* 2023

**Department** Wastewater Division  
**Contact** Public Works Director  
**Type** Improvement  
**Useful Life** 10 years  
**Category** Capital Improvement Plan (CI)

|                     |                          |
|---------------------|--------------------------|
| <b>Project #</b>    | <b>WW-2023-002</b>       |
| <b>Project Name</b> | <b>MAU-7 Replacement</b> |

|                    |                                     |
|--------------------|-------------------------------------|
| <b>Description</b> | <b>Total Project Cost: \$31,805</b> |
| MAU-7 replacement. |                                     |

|   |
|---|
| <b>Justification</b>  |
| The MAU-7 replacement upgrade was identified in the 2015 WWTP Facility Study. |

| <b>Expenditures</b>      | <b>2019</b> | <b>2020</b> | <b>2021</b> | <b>2022</b> | <b>2023</b> | <b>Total</b> |
|--------------------------|-------------|-------------|-------------|-------------|-------------|--------------|
| Construction/Maintenance |             |             |             |             | 31,805      | 31,805       |
| <b>Total</b>             |             |             |             |             | 31,805      | 31,805       |

| <b>Funding Sources</b> | <b>2019</b> | <b>2020</b> | <b>2021</b> | <b>2022</b> | <b>2023</b> | <b>Total</b> |
|------------------------|-------------|-------------|-------------|-------------|-------------|--------------|
| Waste Water Fund       |             |             |             |             | 31,805      | 31,805       |
| <b>Total</b>           |             |             |             |             | 31,805      | 31,805       |

**Capital Improvement Plan**  
**City of Northfield, Minnesota**

2019 *thru* 2023

**Department** Water Division  
**Contact** Public Works Director  
**Type** Maintenance  
**Useful Life** 8 Years  
**Category** Capital Improvement Plan (CI)

**Project #** W-2019-001  
**Project Name** Well No. 5 Maintenance

**Description** **Total Project Cost:** \$30,000  
 Pulling Well No. 05 and replacing the column pipe. This is a standard maintenance practice conducted on wells.

**Justification**  
 Standard well maintenance, completed every 8 years.

| <b>Expenditures</b>      | <b>2019</b>   | <b>2020</b> | <b>2021</b> | <b>2022</b> | <b>2023</b> | <b>Total</b>  |
|--------------------------|---------------|-------------|-------------|-------------|-------------|---------------|
| Construction/Maintenance | 30,000        |             |             |             |             | 30,000        |
| <b>Total</b>             | <b>30,000</b> |             |             |             |             | <b>30,000</b> |

| <b>Funding Sources</b> | <b>2019</b>   | <b>2020</b> | <b>2021</b> | <b>2022</b> | <b>2023</b> | <b>Total</b>  |
|------------------------|---------------|-------------|-------------|-------------|-------------|---------------|
| Water Fund             | 30,000        |             |             |             |             | 30,000        |
| <b>Total</b>           | <b>30,000</b> |             |             |             |             | <b>30,000</b> |



**Capital Improvement Plan**  
**City of Northfield, Minnesota**

2019 *thru* 2023

**Department** Water Division  
**Contact** Public Works Director  
**Type** Improvement  
**Useful Life**  
**Category** Capital Improvement Plan (CI)

|                     |                        |
|---------------------|------------------------|
| <b>Project #</b>    | <b>W-2019-002</b>      |
| <b>Project Name</b> | <b>Monitoring Well</b> |

|  |                                     |
|--|-------------------------------------|
| <b>Description</b>   | <b>Total Project Cost: \$80,000</b> |
| Drill a monitoring well as required by the City's Water Supply Plan. |                                     |

|   |
|---|
| <b>Justification</b>                    |
| Monitoring well is required by the DNR. |

| <b>Expenditures</b>      | <b>2019</b>   | <b>2020</b> | <b>2021</b> | <b>2022</b> | <b>2023</b> | <b>Total</b>  |
|--------------------------|---------------|-------------|-------------|-------------|-------------|---------------|
| Construction/Maintenance | 80,000        |             |             |             |             | 80,000        |
| <b>Total</b>             | <b>80,000</b> |             |             |             |             | <b>80,000</b> |

| <b>Funding Sources</b> | <b>2019</b>   | <b>2020</b> | <b>2021</b> | <b>2022</b> | <b>2023</b> | <b>Total</b>  |
|------------------------|---------------|-------------|-------------|-------------|-------------|---------------|
| Water Fund             | 80,000        |             |             |             |             | 80,000        |
| <b>Total</b>           | <b>80,000</b> |             |             |             |             | <b>80,000</b> |

**Capital Improvement Plan**  
**City of Northfield, Minnesota**

2019 *thru* 2023

**Department** Water Division  
**Contact** Public Works Director  
**Type** Unassigned  
**Useful Life**  
**Category** Capital Improvement Plan (CI)

|                     |  |
|---------------------|--|
| <b>Project #</b>    | <b>W-2019-003</b>                                |
| <b>Project Name</b> | <b>Hall Ave. Elevated Water Tank Maintenance</b> |

|   |                                      |
|---|--------------------------------------|
| <b>Description</b>                            | <b>Total Project Cost: \$300,000</b> |
| Spot paint the Hall Ave. Elevated Water Tank. |                                      |

|                      |
|----------------------|
| <b>Justification</b> |
|                      |

| <b>Expenditures</b>      | <b>2019</b>    | <b>2020</b> | <b>2021</b> | <b>2022</b> | <b>2023</b> | <b>Total</b>   |
|--------------------------|----------------|-------------|-------------|-------------|-------------|----------------|
| Construction/Maintenance | 300,000        |             |             |             |             | 300,000        |
| <b>Total</b>             | <b>300,000</b> |             |             |             |             | <b>300,000</b> |

| <b>Funding Sources</b> | <b>2019</b>    | <b>2020</b> | <b>2021</b> | <b>2022</b> | <b>2023</b> | <b>Total</b>   |
|------------------------|----------------|-------------|-------------|-------------|-------------|----------------|
| Water Fund             | 300,000        |             |             |             |             | 300,000        |
| <b>Total</b>           | <b>300,000</b> |             |             |             |             | <b>300,000</b> |



**Capital Improvement Plan**  
**City of Northfield, Minnesota**

2019 *thru* 2023

**Department** Water Division  
**Contact** Public Works Director  
**Type** Maintenance  
**Useful Life**  
**Category** Capital Improvement Plan (CI)

|                     |   |
|---------------------|---|
| <b>Project #</b>    | <b>W-2020-002</b>                                     |
| <b>Project Name</b> | <b>St. Olaf South Ground Storage Tank Maintenance</b> |

|   |                                      |
|---|--------------------------------------|
| <b>Description</b>                          | <b>Total Project Cost: \$300,000</b> |
| Overcoat the St. Olaf ground storage tanks. |                                      |

|   |
|---|
| <b>Justification</b>  |
| An overcoat of paint to the tanks will extend the useful life of the paint. |

| <b>Expenditures</b>      | <b>2019</b> | <b>2020</b>    | <b>2021</b> | <b>2022</b> | <b>2023</b> | <b>Total</b>   |
|--------------------------|-------------|----------------|-------------|-------------|-------------|----------------|
| Construction/Maintenance |             | 300,000        |             |             |             | 300,000        |
| <b>Total</b>             |             | <u>300,000</u> |             |             |             | <u>300,000</u> |

| <b>Funding Sources</b> | <b>2019</b> | <b>2020</b>    | <b>2021</b> | <b>2022</b> | <b>2023</b> | <b>Total</b>   |
|------------------------|-------------|----------------|-------------|-------------|-------------|----------------|
| Water Fund             |             | 300,000        |             |             |             | 300,000        |
| <b>Total</b>           |             | <u>300,000</u> |             |             |             | <u>300,000</u> |





**Capital Improvement Plan**  
**City of Northfield, Minnesota**

2019 *thru* 2023

**Department** Water Division  
**Contact** Public Works Director  
**Type** Maintenance  
**Useful Life** 8 Years  
**Category** Capital Improvement Plan (CI)

**Project #** W-2020-003  
**Project Name** Well No. 02 Maintenance

**Description** **Total Project Cost:** \$30,000  
 Pulling Well No. 02 and replacing the column pipe. This is a standard maintenance practice conducted on wells.

**Justification**  
 Standard well maintenance, completed every 8 years.

| <b>Expenditures</b>      | <b>2019</b> | <b>2020</b> | <b>2021</b> | <b>2022</b> | <b>2023</b> | <b>Total</b> |
|--------------------------|-------------|-------------|-------------|-------------|-------------|--------------|
| Construction/Maintenance |             | 30,000      |             |             |             | 30,000       |
| <b>Total</b>             |             | 30,000      |             |             |             | 30,000       |

| <b>Funding Sources</b> | <b>2019</b> | <b>2020</b> | <b>2021</b> | <b>2022</b> | <b>2023</b> | <b>Total</b> |
|------------------------|-------------|-------------|-------------|-------------|-------------|--------------|
| Water Fund             |             | 30,000      |             |             |             | 30,000       |
| <b>Total</b>           |             | 30,000      |             |             |             | 30,000       |



**Capital Improvement Plan**  
**City of Northfield, Minnesota**

2019 *thru* 2023

**Department** Water Division  
**Contact** Public Works Director  
**Type** Maintenance  
**Useful Life** 25 years  
**Category** Capital Improvement Plan (CI)

|                     |                              |
|---------------------|------------------------------|
| <b>Project #</b>    | <b>W-2020-004</b>            |
| <b>Project Name</b> | <b>Well No. 06 Generator</b> |

|                       |                                      |
|-----------------------|--------------------------------------|
| <b>Description</b>    | <b>Total Project Cost: \$120,000</b> |
| Well No. 6 Generator. |                                      |

|   |
|---|
| <b>Justification</b>  |
| As part of the 2015 Well No. 6 project a generator pad along with a transfer switch were installed for a future generator. This is the generator to be installed from that project. |

| <b>Expenditures</b>      | <b>2019</b> | <b>2020</b> | <b>2021</b> | <b>2022</b> | <b>2023</b> | <b>Total</b> |
|--------------------------|-------------|-------------|-------------|-------------|-------------|--------------|
| Construction/Maintenance |             | 120,000     |             |             |             | 120,000      |
| <b>Total</b>             |             | 120,000     |             |             |             | 120,000      |

| <b>Funding Sources</b> | <b>2019</b> | <b>2020</b> | <b>2021</b> | <b>2022</b> | <b>2023</b> | <b>Total</b> |
|------------------------|-------------|-------------|-------------|-------------|-------------|--------------|
| Water Fund             |             | 120,000     |             |             |             | 120,000      |
| <b>Total</b>           |             | 120,000     |             |             |             | 120,000      |

**Capital Improvement Plan**  
**City of Northfield, Minnesota**

2019 *thru* 2023

**Department** Water Division  
**Contact** Public Works Director  
**Type** Land  
**Useful Life** 40 years  
**Category** Capital Improvement Plan (CI)

|                     |   |
|---------------------|---|
| <b>Project #</b>    | <b>W-2021-002</b>                                 |
| <b>Project Name</b> | <b>Land Acquisition for Water Tank in NW Area</b> |

|   |                                      |
|---|--------------------------------------|
| <b>Description</b>  | <b>Total Project Cost: \$250,000</b> |
| Acquire land in northwest annexation area for future water tank. The tower site would need to be roughly 5 acres in size. |                                      |

|   |
|---|
| <b>Justification</b>                                  |
| Service enterprise park in the in NW annexation area. |

| <b>Expenditures</b> | <b>2019</b> | <b>2020</b> | <b>2021</b> | <b>2022</b> | <b>2023</b> | <b>Total</b> |
|---------------------|-------------|-------------|-------------|-------------|-------------|--------------|
| Land Acquisition    |             |             | 250,000     |             |             | 250,000      |
| <b>Total</b>        |             |             | 250,000     |             |             | 250,000      |

| <b>Funding Sources</b> | <b>2019</b> | <b>2020</b> | <b>2021</b> | <b>2022</b> | <b>2023</b> | <b>Total</b> |
|------------------------|-------------|-------------|-------------|-------------|-------------|--------------|
| Water Fund             |             |             | 250,000     |             |             | 250,000      |
| <b>Total</b>           |             |             | 250,000     |             |             | 250,000      |



**Capital Improvement Plan**  
**City of Northfield, Minnesota**

2019 *thru* 2023

**Department** Water Division  
**Contact** Public Works Director  
**Type** Maintenance  
**Useful Life**  
**Category** Capital Improvement Plan (CI)

|                     |   |
|---------------------|---|
| <b>Project #</b>    | <b>W-2021-003</b>                                     |
| <b>Project Name</b> | <b>St. Olaf North Ground Storage Tank Maintenance</b> |

|   |                                      |
|---|--------------------------------------|
| <b>Description</b>                                | <b>Total Project Cost: \$300,000</b> |
| Overcoat the St. Olaf north ground storage tanks. |                                      |

|   |
|---|
| <b>Justification</b>  |
| An overcoat of paint will help extend the useful life of the paint. |

| <b>Expenditures</b>      | <b>2019</b> | <b>2020</b> | <b>2021</b>    | <b>2022</b> | <b>2023</b> | <b>Total</b>   |
|--------------------------|-------------|-------------|----------------|-------------|-------------|----------------|
| Construction/Maintenance |             |             | 300,000        |             |             | 300,000        |
| <b>Total</b>             |             |             | <u>300,000</u> |             |             | <u>300,000</u> |

| <b>Funding Sources</b> | <b>2019</b> | <b>2020</b> | <b>2021</b>    | <b>2022</b> | <b>2023</b> | <b>Total</b>   |
|------------------------|-------------|-------------|----------------|-------------|-------------|----------------|
| Water Fund             |             |             | 300,000        |             |             | 300,000        |
| <b>Total</b>           |             |             | <u>300,000</u> |             |             | <u>300,000</u> |



**Capital Improvement Plan**  
**City of Northfield, Minnesota**

2019 *thru* 2023

**Department** Water Division  
**Contact** Public Works Director  
**Type** Maintenance  
**Useful Life** 8 Years  
**Category** Capital Improvement Plan (CI)

|                     |                                |
|---------------------|--------------------------------|
| <b>Project #</b>    | <b>W-2023-001</b>              |
| <b>Project Name</b> | <b>Well No. 03 Maintenance</b> |

|  |                                     |
|--|-------------------------------------|
| <b>Description</b>   | <b>Total Project Cost: \$30,000</b> |
| Pulling Well No. 03 and replacing the column pipe. This is a standard maintenance practice conducted on wells. |                                     |

|   |
|---|
| <b>Justification</b>                                |
| Standard well maintenance, completed every 8 years. |

| <b>Expenditures</b>      | <b>2019</b> | <b>2020</b> | <b>2021</b> | <b>2022</b> | <b>2023</b> | <b>Total</b> |
|--------------------------|-------------|-------------|-------------|-------------|-------------|--------------|
| Construction/Maintenance |             |             |             |             | 30,000      | 30,000       |
| <b>Total</b>             |             |             |             |             | 30,000      | 30,000       |

| <b>Funding Sources</b> | <b>2019</b> | <b>2020</b> | <b>2021</b> | <b>2022</b> | <b>2023</b> | <b>Total</b> |
|------------------------|-------------|-------------|-------------|-------------|-------------|--------------|
| Water Fund             |             |             |             |             | 30,000      | 30,000       |
| <b>Total</b>           |             |             |             |             | 30,000      | 30,000       |

**Capital Improvement Plan**  
**City of Northfield, Minnesota**

2019 *thru* 2023

**Department** Water Division  
**Contact** Public Works Director  
**Type** Equipment  
**Useful Life** 25 years  
**Category** Capital Improvement Plan (CI)

|                     |                                    |
|---------------------|------------------------------------|
| <b>Project #</b>    | <b>W-2023-002</b>                  |
| <b>Project Name</b> | <b>Well No. 03 MCC Replacement</b> |

|  |                                      |
|--|--------------------------------------|
| <b>Description</b>   | <b>Total Project Cost: \$200,000</b> |
| Replacement of well no. 3 motor control center (MCC) and SCADA components. |                                      |

|   |
|---|
| <b>Justification</b>  |
| The Well No. 3 MCC is an original piece of equipment from 1970. The equipment replaced will be all of the SCADA equipment, the electrical system and the control will be updated. |

| <b>Expenditures</b>      | <b>2019</b> | <b>2020</b> | <b>2021</b> | <b>2022</b> | <b>2023</b> | <b>Total</b> |
|--------------------------|-------------|-------------|-------------|-------------|-------------|--------------|
| Construction/Maintenance |             |             |             |             | 200,000     | 200,000      |
| <b>Total</b>             |             |             |             |             | 200,000     | 200,000      |

| <b>Funding Sources</b> | <b>2019</b> | <b>2020</b> | <b>2021</b> | <b>2022</b> | <b>2023</b> | <b>Total</b> |
|------------------------|-------------|-------------|-------------|-------------|-------------|--------------|
| Water Fund             |             |             |             |             | 200,000     | 200,000      |
| <b>Total</b>           |             |             |             |             | 200,000     | 200,000      |

**Capital Improvement Plan**  
**City of Northfield, Minnesota**

2019 *thru* 2023

**Department** Water Division  
**Contact** Public Works Director  
**Type** Improvement  
**Useful Life** 20 years  
**Category** Capital Improvement Plan (CI)

|                     |  |
|---------------------|--|
| <b>Project #</b>    | <b>W-2023-003</b>                        |
| <b>Project Name</b> | <b>Well No. 03 Generator Replacement</b> |

|                                 |                                      |
|---------------------------------|--------------------------------------|
| <b>Description</b>              | <b>Total Project Cost: \$120,000</b> |
| Replace the existing generator. |                                      |

|  |
|--|
| <b>Justification</b>                           |
| This is the end of the generators useful life. |

| <b>Expenditures</b>        | <b>2019</b> | <b>2020</b> | <b>2021</b> | <b>2022</b> | <b>2023</b> | <b>Total</b> |
|----------------------------|-------------|-------------|-------------|-------------|-------------|--------------|
| Equip/Vehicles/Furnishings |             |             |             |             | 120,000     | 120,000      |
| <b>Total</b>               |             |             |             |             | 120,000     | 120,000      |

| <b>Funding Sources</b> | <b>2019</b> | <b>2020</b> | <b>2021</b> | <b>2022</b> | <b>2023</b> | <b>Total</b> |
|------------------------|-------------|-------------|-------------|-------------|-------------|--------------|
| Water Fund             |             |             |             |             | 120,000     | 120,000      |
| <b>Total</b>           |             |             |             |             | 120,000     | 120,000      |

# 2019-2023 CIP

- ■ ■ ■ ■ 2019 - Reclamation
- ■ ■ ■ ■ 2019 - Reconstruction
- ■ ■ ■ ■ 2019 - Seal Coat
- ■ ■ ■ ■ 2020 - Mill and Overlay
- ■ ■ ■ ■ 2020 - Reconstruction
- ■ ■ ■ ■ 2020 - Seal Coat
- ■ ■ ■ ■ 2021 - Reclamation
- ■ ■ ■ ■ 2021 - Reconstruction
- ■ ■ ■ ■ 2021 - Seal Coat
- ■ ■ ■ ■ 2022 - Mill and Overlay
- ■ ■ ■ ■ 2022 - Reclamation
- ■ ■ ■ ■ 2022 - Reconstruction
- ■ ■ ■ ■ 2022 - Seal Coat
- ■ ■ ■ ■ 2023 - Mill and Overlay
- ■ ■ ■ ■ 2023 - Reclamation
- ■ ■ ■ ■ 2023 - Reconstruct
- ■ ■ ■ ■ 2023 - Seal Coat

- Private Street
- ▭ Corporate Limits
- ▭ Streets
- ▭ Railroad
- ▭ Schools

Updated: 11/28/2018  
 0 500 1,000 2,000  
 Feet

Spring Creek Road Bridge  
2019

