

# 2026-2030

## Capital Improvement Plan



## CAPITAL IMPROVEMENT PLAN

### PROJECTS IN DEVELOPMENT

#### DESCRIPTION

This summary provides for projects currently in development for the City of Northfield that have strong community interest but are being developed or on-hold to further understand how the project can be funded.

#### PROJECT DESCRIPTION

PROJECT NAME	PROJECT STATUS	ESTIMATED COST	PROJECT NARRATIVE
Water Treatment Plant	On-Hold	*\$75-85 Million (2030)	Removes Manganese below MDH Levels for infants and nursing mothers. On-hold due to cost and funding
Bridge Square	On-Hold	\$8 Million	A reconstruction of Bridge Square Streets and the Park. This project is on-hold while the City is pursuing the Ames Mill Dam Removal with Post and MnDNR.
Note: Project Status : (On-Hold or Active or Being explored)  These projects could be included within the 5-year CIP as more clarity around the project develops.			



2026 through 2030  
**Capital Improvement Plan**  
City of Northfield  
**Projects By Department**

Department	Project #	Priority	2026	2027	2028	2029	2030	Total
<b>City Facilities</b>								
City Hall-Exterior improvements at City Hall	F-2023-002	3					368,000	368,000
City Hall-First Floor Carpet	F-2026-007	3		30,000	30,000	30,000		90,000
City Hall-roof replacement	F-2026-005	1		440,000				440,000
City Hall-RTU 10 Replacement	F-2028-014	1			30,000			30,000
City Hall-RTU 11 replacement	F-2028-011	2			31,500			31,500
City Hall-RTU 12 replacement	F-2028-002	1			30,000			30,000
City Hall- RTU 14 replacement	F-2028-012	1			33,000			33,000
City Hall-RTU 2 replacement	F-2030-002	1					33,000	33,000
City Hall-RTU 3 Replacement	F-2030-001	1					30,000	30,000
City Hall-RTU 5 Replacement	F-2027-001	1		27,000				27,000
City Hall-RTU 6 Replacement	F-2027-005	1		27,000				27,000
City Hall-RTU 9 Replacement	F-2028-003	1			27,800			27,800
City Hall-Training Room Carpet	F-2026-006	3	20,000					20,000
Library-Back up generator	F-2026-017	2	30,000					30,000
Library-Boiler Replacement	F-2029-001	1				30,000		30,000
Library-Elevator upgrades	F-2026-008	2	115,000					115,000
Library-First floor Carpet replacement	F-2028-009	2			40,000			40,000
Library-First Floor lighting upgrades	F-2026-010	2	20,000					20,000
Library-Retaining Wall/Landscape Repair	F-2026-001	2			2,000,000			2,000,000
Library-Second Floor Carpet Replacement	F-2028-013	2			60,000			60,000
Library-Shelving Replacement	F-2028-004	2	60,000		90,000			150,000
PD-Boiler #1 Replacement	F-2029-002	1				38,000		38,000
PD-Parking lot expansion	F-2026-015	3		95,000				95,000
PD-Records room buildout	F-2026-016	3	35,000					35,000
Pool- replaster	F-2025-002	2		330,000				330,000
Street Shop- HVAC replacement	F-2028-001	1			45,000			45,000
Street Shop-Make up air unit replacement	F-2027-002	2				90,000		90,000
Street shop-trench drains	F-2022-011	2		76,000				76,000
<b>City Facilities Total</b>			<b>280,000</b>	<b>1,025,000</b>	<b>2,417,300</b>	<b>188,000</b>	<b>431,000</b>	<b>4,341,300</b>

**Engineering Division**

2026 Mill and Overlay Project	E-2026-001	2	1,242,276					1,242,276
2026 Seal Coat	E-2026-008	2	116,630					116,630
2027 Reclamation Project	E-2027-001	1		2,054,448				2,054,448
2027 Seal Coat	E-2027-006	2		38,184				38,184
2028 Sidewalk/Trail Improvements	E-2028-003	2			2,115,986			2,115,986
2028 Street Reclamation Project	E-2028-002	2			1,313,290			1,313,290
2029 Reclamation Project	E-2029-001	2				1,538,732		1,538,732
2029 Seal Coat	E-2029-005	2				150,746		150,746
2029 Sidewalk Improvements	E-2029-006	1				415,680		415,680
2029 Sidewalk/Trail Improvements	E-2030-006	2					526,637	526,637
Armstrong Road Reclamation	E-2028-007	2			1,050,940			1,050,940
Armstrong Road Reconstruction	E-2028-008	2			1,827,604			1,827,604

Department	Project #	Priority	2026	2027	2028	2029	2030	Total
Cannon Valley Drive Mill and Overlay	E-2030-003	2					402,153	402,153
Compost Site Emergency Exit	E-2028-005	3		1,000,000				1,000,000
Eaves Avenue Mill and Overlay	E-2029-004	2				581,491		581,491
Fremouw Avenue Railroad Crossing Medians	E-2026-004	2	290,000					290,000
Greenvale Avenue Mill and Overlay	E-2030-002	2					1,272,546	1,272,546
Jefferson Parkway Mill and Overlay	E-2026-002	2	2,122,738					2,122,738
Jefferson Parkway Trail	E-2026-010	2	260,686					260,686
Jefferson Road Mill and Overlay	E-2030-001	2					2,189,636	2,189,636
Mill Towns Trail-Prairie Street to Woodley Street	E-2026-005	1	1,169,885					1,169,885
Prairie Street Sidewalk	E-2026-006	1	180,468					180,468
Presidential Commons Mill and Overlay	E-2030-004	2					1,146,784	1,146,784
Sechler Park Trail (MTST)	E-2026-011	2	700,000					700,000
Spring Creek Road Reclamation	E-2029-003	2				1,342,706		1,342,706
Spring Creek Road Reconstruction	E-2026-003	2	2,406,218					2,406,218
Spring Street Cul-de-sac	E-2026-009	2	500,000					500,000
St. Olaf, 2nd & 3rd St Railroad Crossing Signal	E-2026-007	2	2,000,000					2,000,000
TH 19 Reconstruction	E-2028-001	2			1,106,626			1,106,626
TH 19 Trail	E-2028-004	1			2,342,600			2,342,600
TH 246 Reconstruction	E-2028-009	1			24,436,930			24,436,930
Water Street Mill and Overlay	E-2029-002	2				756,205		756,205
<b>Engineering Division Total</b>			<b>10,988,901</b>	<b>2,092,632</b>	<b>35,193,976</b>	<b>4,785,560</b>	<b>5,537,756</b>	<b>58,598,825</b>

## NCRC

Boiler replacement	NCRC 2027-01	1		53,000				53,000
Chiller replacement	NCRC 2025-01	1		188,000				188,000
Complete Solar buildout	NCRC-2029-001	4					950,000	950,000
Exterior Painting	NCRC 2024-01	3		10,000				10,000
FiftyNorth Locker room updates	NCRC 2024-02	1		50,000				50,000
Install access control and security system	NCRC-2030-001	2					150,000	150,000
NCRC-Air handling units replacement	NCRC-2024-02	1		148,000	171,000	154,000	146,000	619,000
NCRC public restroom refurbishments	NCRC-2025-06	1		110,000				110,000
Patch and Paint interior	NCRC-2026-002	2		75,000				75,000
Polish terazzo flooring	NCRC-2025-04	3		75,000				75,000
Replace acoustic ceiling tiles	NCRC-2026-003	2		75,000				75,000
Replace FiftyNorth entry and lobby carpet	NCRC-2025-03	3		21,000				21,000
Replace Pool Deck	NCRC-2525-02	3		68,000				68,000
Replace VCT tile	NCRC-2024-05	2		65,000				65,000
<b>NCRC Total</b>			<b>0</b>	<b>938,000</b>	<b>171,000</b>	<b>154,000</b>	<b>1,246,000</b>	<b>2,509,000</b>

## Park Division

Bridge Square	P-2030-002	2		183,000	183,000	183,000	7,388,977	7,937,977
Central Park Playground Replacement	P-2026-002	2	185,000					185,000
Dresden Hill Park Playground Replacement	P-2026-001	2	300,000					300,000
East Riverwalk Entry Improvements	P-2027-005	2		275,000				275,000

Department	Project #	Priority	2026	2027	2028	2029	2030	Total
Heritage Park Playground Replacement	P-2028-001	2			285,000			285,000
Oddfellows Park Playground & Gazebo Replacement	P-2027-001	2		415,000				415,000
Parklet Furniture Downtown	P-2026-006	4	14,000					14,000
Riverside Lions (7th St) Playground Replacement	P-2025-001	2	450,000					450,000
Riverside Lions (8th St) Playground Replacement	P-2029-002	2				200,000		200,000
Riverside Pickleball Court Fence	P-2026-005	3	40,000					40,000
Sibley Swale Park Improvements	P-2027-003	2		500,000				500,000
Skateboard Park Phase II	P-2026-004	3	500,000					500,000
Tyler Park Playground Replacement	P-2029-001	2				175,000		175,000
Washington Park Playground Replacement	P-2028-002	2			217,500			217,500
Way Park Playground Replacement	P-2030-001	2					250,000	250,000
West Riverwalk Entry Improvement	P-2027-004	2		660,000				660,000
<b>Park Division Total</b>			<b>1,489,000</b>	<b>2,033,000</b>	<b>685,500</b>	<b>558,000</b>	<b>7,638,977</b>	<b>12,404,477</b>

### Police

Civil Defense Siren Replacement	PD-2024-003	1			33,000	35,000	36,000	104,000
<b>Police Total</b>			<b>0</b>	<b>0</b>	<b>33,000</b>	<b>35,000</b>	<b>36,000</b>	<b>104,000</b>

### Stormwater Division

Flood Protection Project	SW-2028-001	2			2,500,000			2,500,000
Hills #3, Cannon & Locust Pond Dredging	SW- 2030-001	3					620,000	620,000
Sandbag machine & Portable Pump Flood Control	SW-2026-001		100,000					100,000
West Riverwall Floodwall Extension	SW-2027-002	2		4,000,000				4,000,000
<b>Stormwater Division Total</b>			<b>100,000</b>	<b>4,000,000</b>	<b>2,500,000</b>	<b>0</b>	<b>620,000</b>	<b>7,220,000</b>

### Street Division

Hwy 3 LED and Pole Replacement	ST-2024-002	2	245,000					245,000
<b>Street Division Total</b>			<b>245,000</b>	<b>0</b>	<b>0</b>	<b>0</b>	<b>0</b>	<b>245,000</b>

### Wastewater Division

BioSolids Cake Storage	WW-2030-002	1				10,638,109		10,638,109
Preliminary Treatment	WW-2026-002	2	640,647					640,647
Process Lift Pumps	WW-2026-003	2	672,680					672,680
Sanitary Sewer Lining Project (Lincoln Parkway)	WW-2027-001	2		600,000				600,000
Water Supply System	WW-2030-003	2				2,713,532		2,713,532
WWTP Generator Replacement	WW-2026-001	1	1,281,294					1,281,294
<b>Wastewater Division Total</b>			<b>2,594,621</b>	<b>600,000</b>	<b>0</b>	<b>0</b>	<b>13,351,641</b>	<b>16,546,262</b>

### Water Division

Booster Station Upgrades	W-2026-010	3	798,600					798,600
Hall Ave. Elevated Tank Painting	W-2028-005	2			1,000,000			1,000,000
Highway 3 Watermain Repair	W-2028-011	2			1,000,000			1,000,000
Lead Service Line Replacement	W-2027-010	3		150,000				150,000

Department	Project #	Priority	2026	2027	2028	2029	2030	Total
Meter Replacement	W-2027-001	2		3,900,000				3,900,000
NW Area Water Tower	W-2026-001	2	6,945,000					6,945,000
St. Olaf North Ground Storage Tank Painting	W-2028-001	2			1,000,000			1,000,000
St. Olaf South Ground Storage Tank Painting	W-2028-006	2			1,000,000			1,000,000
Well No. 03 Generator Replacement	W-2027-008	2		120,000				120,000
Well No. 03 MCC Replacement	W-2027-009	2		200,000				200,000
Well No. 04 Generator Replacement	W-2027-006	2		120,000				120,000
Well No. 04 MCC Replacement	W-2027-007	2		200,000				200,000
<b>Water Division Total</b>			<b>7,743,600</b>	<b>4,690,000</b>	<b>4,000,000</b>	<b>0</b>	<b>0</b>	<b>16,433,600</b>
<b>GRAND TOTAL</b>			<b>23,441,122</b>	<b>15,378,632</b>	<b>45,000,776</b>	<b>5,720,560</b>	<b>28,861,374</b>	<b>118,402,464</b>

2026 through 2030  
**Capital Improvement Plan**  
City of Northfield  
**Projects By Funding Source**

Source	Project #	Priority	2026	2027	2028	2029	2030	Total
<b>Bonded Dollars</b>								
2026 Mill and Overlay Project	E-2026-001	2	634,105					634,105
2027 Reclamation Project	E-2027-001	1		771,841				771,841
2028 Sidewalk/Trail Improvements	E-2028-003	2			1,961,435			1,961,435
2029 Reclamation Project	E-2029-001	2				1,085,667		1,085,667
2029 Sidewalk Improvements	E-2029-006	1				415,680		415,680
2029 Sidewalk/Trail Improvements	E-2030-006	2					526,637	526,637
Armstrong Road Reclamation	E-2028-007	2			871,121			871,121
Armstrong Road Reconstruction	E-2028-008	2			591,851			591,851
Bridge Square	P-2030-002	2					5,891,209	5,891,209
Cannon Valley Drive Mill and Overlay	E-2030-003	2					336,438	336,438
City Hall-Exterior improvements at City Hall	F-2023-002	3					368,000	368,000
City Hall-roof replacement	F-2026-005	1		440,000				440,000
East Riverwalk Entry Improvements	P-2027-005	2		275,000				275,000
Eaves Avenue Mill and Overlay	E-2029-004	2				265,585		265,585
Fremouw Avenue Railroad Crossing Medians	E-2026-004	2	290,000					290,000
Greenvale Avenue Mill and Overlay	E-2030-002	2					956,169	956,169
Jefferson Parkway Mill and Overlay	E-2026-002	2	1,550,511					1,550,511
Jefferson Parkway Trail	E-2026-010	2	260,686					260,686
Jefferson Road Mill and Overlay	E-2030-001	2					1,405,379	1,405,379
Mill Towns Trail-Prairie Street to Woodley Street	E-2026-005	1	419,885					419,885
Pool- replaster	F-2025-002	2		330,000				330,000
Prairie Street Sidewalk	E-2026-006	1	180,468					180,468
Presidential Commons Mill and Overlay	E-2030-004	2					962,660	962,660
Spring Creek Road Reclamation	E-2029-003	2				512,639		512,639
Spring Street Cul-de-sac	E-2026-009	2	500,000					500,000
TH 19 Reconstruction	E-2028-001	2			500,000			500,000
Water Street Mill and Overlay	E-2029-002	2				382,139		382,139
West Riverwalk Entry Improvement	P-2027-004	2		660,000				660,000
<b>Bonded Dollars Total</b>			<b>3,835,655</b>	<b>2,476,841</b>	<b>3,924,407</b>	<b>2,661,710</b>	<b>10,446,492</b>	<b>23,345,105</b>

**Capital Reserve Fund**

Civil Defense Siren Replacement	PD-2024-003	1			33,000	35,000	36,000	104,000
FiftyNorth Locker room updates	NCRC 2024-02	1		25,000				25,000
Parklet Furniture Downtown	P-2026-006	4	14,000					14,000
Replace Pool Deck	NCRC-2525-02	3		34,000				34,000
Sechler Park Trail (MTST)	E-2026-011	2	100,000					100,000
St. Olaf, 2nd & 3rd St Railroad Crossing Signal	E-2026-007	2	100,000					100,000
<b>Capital Reserve Fund Total</b>			<b>214,000</b>	<b>59,000</b>	<b>33,000</b>	<b>35,000</b>	<b>36,000</b>	<b>377,000</b>

Source	Project #	Priority	2026	2027	2028	2029	2030	Total
<b>City Facilities Fund</b>								
City Hall-First Floor Carpet	F-2026-007	3		30,000	30,000	30,000		90,000
City Hall-RTU 10 Replacement	F-2028-014	1			30,000			30,000
City Hall-RTU 11 replacement	F-2028-011	2			31,500			31,500
City Hall-RTU 12 replacement	F-2028-002	1			30,000			30,000
City Hall- RTU 14 replacement	F-2028-012	1			33,000			33,000
City Hall-RTU 2 replacement	F-2030-002	1					33,000	33,000
City Hall-RTU 3 Replacement	F-2030-001	1					30,000	30,000
City Hall-RTU 5 Replacement	F-2027-001	1		27,000				27,000
City Hall-RTU 6 Replacement	F-2027-005	1		27,000				27,000
City Hall-RTU 9 Replacement	F-2028-003	1			27,800			27,800
City Hall-Training Room Carpet	F-2026-006	3	20,000					20,000
Library-Boiler Replacement	F-2029-001	1				30,000		30,000
Library-Elevator upgrades	F-2026-008	2	115,000					115,000
Library-First floor Carpet replacement	F-2028-009	2			40,000			40,000
Library-First Floor lighting ugrades	F-2026-010	2	20,000					20,000
Library-Second Floor Carpet Replacement	F-2028-013	2			60,000			60,000
Library-Shelving Replacement	F-2028-004	2			90,000			90,000
PD-Boiler #1 Replacement	F-2029-002	1				38,000		38,000
PD-Parking lot expansion	F-2026-015	3		95,000				95,000
PD-Records room buildout	F-2026-016	3	35,000					35,000
Street Shop- HVAC replacement	F-2028-001	1			45,000			45,000
Street Shop-Make up air unit replacement	F-2027-002	2				90,000		90,000
Street shop-trench drains	F-2022-011	2		76,000				76,000
<b>City Facilities Fund Total</b>			<b>190,000</b>	<b>255,000</b>	<b>417,300</b>	<b>188,000</b>	<b>63,000</b>	<b>1,113,300</b>

#### Federal Aid

NW Area Water Tower	W-2026-001	2	3,945,000					3,945,000
<b>Federal Aid Total</b>			<b>3,945,000</b>	<b>0</b>	<b>0</b>	<b>0</b>	<b>0</b>	<b>3,945,000</b>

#### Franchise Fees

2026 Mill and Overlay Project	E-2026-001	2	387,200					387,200
2027 Reclamation Project	E-2027-001	1		1,100,000				1,100,000
2028 Sidewalk/Trail Improvements	E-2028-003	2			154,551			154,551
2028 Street Reclamation Project	E-2028-002	2			945,449			945,449
2029 Reclamation Project	E-2029-001	2				275,000		275,000
Bridge Square	P-2030-002	2					1,100,000	1,100,000
Cannon Valley Drive Mill and Overlay	E-2030-003	2					0	0
Eaves Avenue Mill and Overlay	E-2029-004	2				275,000		275,000
Hwy 3 LED and Pole Replacement	ST-2024-002	2	245,000					245,000
Jefferson Parkway Mill and Overlay	E-2026-002	2	387,200					387,200
Jefferson Road Mill and Overlay	E-2030-001	2					0	0
Presidential Commons Mill and Overlay	E-2030-004	2					0	0
Spring Creek Road Reclamation	E-2029-003	2				275,000		275,000
Spring Creek Road Reconstruction	E-2026-003	2	25,600					25,600
Water Street Mill and Overlay	E-2029-002	2				275,000		275,000
<b>Franchise Fees Total</b>			<b>1,045,000</b>	<b>1,100,000</b>	<b>1,100,000</b>	<b>1,100,000</b>	<b>1,100,000</b>	<b>5,445,000</b>



Source	Project #	Priority	2026	2027	2028	2029	2030	Total
--------	-----------	----------	------	------	------	------	------	-------

#### Garbage Fund

Compost Site Emergency Exit	E-2028-005	3			1,000,000			1,000,000
<b>Garbage Fund Total</b>			<b>0</b>	<b>0</b>	<b>1,000,000</b>	<b>0</b>	<b>0</b>	<b>1,000,000</b>

#### General Fund

Bridge Square	P-2030-002	2		183,000	183,000	183,000		549,000
<b>General Fund Total</b>			<b>0</b>	<b>183,000</b>	<b>183,000</b>	<b>183,000</b>	<b>0</b>	<b>549,000</b>

#### Grant

Flood Protection Project	SW-2028-001	2			500,000			500,000
Library-Back up generator	F-2026-017	2	30,000					30,000
Library-Retaining Wall/Landscape Repair	F-2026-001	2			2,000,000			2,000,000
Library-Shelving Replacement	F-2028-004	2	60,000					60,000
Sandbag machine & Portable Pump Flood Control	SW-2026-001		100,000					100,000
Sechler Park Trail (MTST)	E-2026-011	2	500,000					500,000
Skateboard Park Phase II	P-2026-004	3	500,000					500,000
TH 19 Trail	E-2028-004	1			1,092,213			1,092,213
TH 246 Reconstruction	E-2028-009	1			22,210,000			22,210,000
West Riverwall Floodwall Extension	SW-2027-002	2		2,000,000				2,000,000
<b>Grant Total</b>			<b>1,190,000</b>	<b>2,000,000</b>	<b>25,802,213</b>	<b>0</b>	<b>0</b>	<b>28,992,213</b>

#### MSA

2026 Seal Coat	E-2026-008	2	116,630					116,630
2027 Seal Coat	E-2027-006	2		38,184				38,184
2029 Seal Coat	E-2029-005	2				150,746		150,746
Greenvale Avenue Mill and Overlay	E-2030-002	2					224,433	224,433
Jefferson Road Mill and Overlay	E-2030-001	2					509,756	509,756
Spring Creek Road Reconstruction	E-2026-003	2	1,887,468					1,887,468
<b>MSA Total</b>			<b>2,004,098</b>	<b>38,184</b>	<b>0</b>	<b>150,746</b>	<b>734,189</b>	<b>2,927,217</b>

#### NCRC Fund

Boiler replacement	NCRC 2027-01	1		53,000				53,000
Chiller replacement	NCRC 2025-01	1		188,000				188,000
Complete Solar buildout	NCRC-2029-001	4					950,000	950,000
Exterior Painting	NCRC 2024-01	3		10,000				10,000
FiftyNorth Locker room updates	NCRC 2024-02	1		25,000				25,000
Install access control and security system	NCRC-2030-001	2					150,000	150,000
NCRC-Air handling units replacement	NCRC-2024-02	1		148,000	171,000	154,000	146,000	619,000
NCRC public restroom refurbishments	NCRC-2025-06	1		110,000				110,000
Patch and Paint interior	NCRC-2026-002	2		75,000				75,000
Polish terazzo flooring	NCRC-2025-04	3		75,000				75,000

Source	Project #	Priority	2026	2027	2028	2029	2030	Total
Replace acoustic ceiling tiles	NCRC-2026-003	2		75,000				75,000
Replace FiftyNorth entry and lobby carpet	NCRC-2025-03	3		21,000				21,000
Replace Pool Deck	NCRC-2525-02	3		34,000				34,000
Replace VCT tile	NCRC-2024-05	2		65,000				65,000
<b>NCRC Fund Total</b>			<b>0</b>	<b>879,000</b>	<b>171,000</b>	<b>154,000</b>	<b>1,246,000</b>	<b>2,450,000</b>

#### Other

Mill Towns Trail-Prairie Street to Woodley Street	E-2026-005	1	750,000					750,000
St. Olaf, 2nd & 3rd St Railroad Crossing Signal	E-2026-007	2	1,900,000					1,900,000
TH 19 Trail	E-2028-004	1			1,250,387			1,250,387
<b>Other Total</b>			<b>2,650,000</b>	<b>0</b>	<b>1,250,387</b>	<b>0</b>	<b>0</b>	<b>3,900,387</b>

#### Park Fund

Central Park Playground Replacement	P-2026-002	2	185,000					185,000
Dresden Hill Park Playground Replacement	P-2026-001	2	300,000					300,000
Heritage Park Playground Replacement	P-2028-001	2			285,000			285,000
Oddfellows Park Playground & Gazebo Replacement	P-2027-001	2		415,000				415,000
Riverside Lions (7th St) Playground Replacement	P-2025-001	2	450,000					450,000
Riverside Lions (8th St) Playground Replacement	P-2029-002	2				200,000		200,000
Riverside Pickleball Court Fence	P-2026-005	3	40,000					40,000
Sechler Park Trail (MTST)	E-2026-011	2	100,000					100,000
Sibley Swale Park Improvements	P-2027-003	2		500,000				500,000
Tyler Park Playground Replacement	P-2029-001	2				175,000		175,000
Washington Park Playground Replacement	P-2028-002	2			217,500			217,500
Way Park Playground Replacement	P-2030-001	2					250,000	250,000
<b>Park Fund Total</b>			<b>1,075,000</b>	<b>915,000</b>	<b>502,500</b>	<b>375,000</b>	<b>250,000</b>	<b>3,117,500</b>

#### Revenue Bond

Meter Replacement	W-2027-001	2		3,900,000				3,900,000
NW Area Water Tower	W-2026-001	2	3,000,000					3,000,000
<b>Revenue Bond Total</b>			<b>3,000,000</b>	<b>3,900,000</b>	<b>0</b>	<b>0</b>	<b>0</b>	<b>6,900,000</b>

#### Rice County

Armstrong Road Reconstruction	E-2028-008	2			723,374			723,374
<b>Rice County Total</b>			<b>0</b>	<b>0</b>	<b>723,374</b>	<b>0</b>	<b>0</b>	<b>723,374</b>

#### Stormwater Fund

2026 Mill and Overlay Project	E-2026-001	2	63,170					63,170
-------------------------------	------------	---	--------	--	--	--	--	--------



Source	Project #	Priority	2026	2027	2028	2029	2030	Total
2027 Reclamation Project	E-2027-001	1		80,634				80,634
2028 Street Reclamation Project	E-2028-002	2			107,713			107,713
2029 Reclamation Project	E-2029-001	2				78,136		78,136
Armstrong Road Reclamation	E-2028-007	2			79,100			79,100
Bridge Square	P-2030-002	2					218,772	218,772
Cannon Valley Drive Mill and Overlay	E-2030-003	2					36,143	36,143
Eaves Avenue Mill and Overlay	E-2029-004	2				40,906		40,906
Flood Protection Project	SW-2028-001	2			2,000,000			2,000,000
Greenvale Avenue Mill and Overlay	E-2030-002	2					50,569	50,569
Hills #3, Cannon & Locust Pond Dredging	SW- 2030-001	3					620,000	620,000
Jefferson Parkway Mill and Overlay	E-2026-002	2	131,369					131,369
Jefferson Road Mill and Overlay	E-2030-001	2					150,976	150,976
Presidential Commons Mill and Overlay	E-2030-004	2					101,268	101,268
Spring Creek Road Reclamation	E-2029-003	2				75,871		75,871
TH 19 Reconstruction	E-2028-001	2			407,921			407,921
TH 246 Reconstruction	E-2028-009	1			898,830			898,830
Water Street Mill and Overlay	E-2029-002	2				70,337		70,337
West Riverwall Floodwall Extension	SW-2027-002	2		2,000,000				2,000,000
<b>Stormwater Fund Total</b>			<b>194,539</b>	<b>2,080,634</b>	<b>3,493,564</b>	<b>265,250</b>	<b>1,177,728</b>	<b>7,211,715</b>

#### Waste Water Fund

2026 Mill and Overlay Project	E-2026-001	2	12,456					12,456
2027 Reclamation Project	E-2027-001	1		36,652				36,652
2028 Street Reclamation Project	E-2028-002	2			48,960			48,960
2029 Reclamation Project	E-2029-001	2				35,516		35,516
Armstrong Road Reclamation	E-2028-007	2			35,955			35,955
BioSolids Cake Storage	WW-2030-002	1					10,638,109	10,638,109
Bridge Square	P-2030-002	2					99,442	99,442
Cannon Valley Drive Mill and Overlay	E-2030-003	2					16,429	16,429
Greenvale Avenue Mill and Overlay	E-2030-002	2					22,986	22,986
Jefferson Parkway Mill and Overlay	E-2026-002	2	25,904					25,904
Jefferson Road Mill and Overlay	E-2030-001	2					68,625	68,625
Preliminary Treatment	WW-2026-002	2	640,647					640,647
Presidential Commons Mill and Overlay	E-2030-004	2					46,031	46,031
Process Lift Pumps	WW-2026-003	2	672,680					672,680
Sanitary Sewer Lining Project (Lincoln Parkway)	WW-2027-001	2		600,000				600,000
Spring Creek Road Reclamation	E-2029-003	2				34,487		34,487
Spring Creek Road Reconstruction	E-2026-003	2	3,848					3,848
TH 19 Reconstruction	E-2028-001	2			60,510			60,510
TH 246 Reconstruction	E-2028-009	1			453,250			453,250
Water Street Mill and Overlay	E-2029-002	2				13,869		13,869
Water Supply System	WW-2030-003	2					2,713,532	2,713,532
WWTP Generator Replacement	WW-2026-001	1	1,281,294					1,281,294
<b>Waste Water Fund Total</b>			<b>2,636,829</b>	<b>636,652</b>	<b>598,675</b>	<b>83,872</b>	<b>13,605,154</b>	<b>17,561,182</b>

#### Water Fund

2026 Mill and Overlay Project	E-2026-001	2	145,345					145,345
-------------------------------	------------	---	---------	--	--	--	--	---------

Source	Project #	Priority	2026	2027	2028	2029	2030	Total
2027 Reclamation Project	E-2027-001	1		65,321				65,321
2028 Street Reclamation Project	E-2028-002	2			211,168			211,168
2029 Reclamation Project	E-2029-001	2				64,413		64,413
Armstrong Road Reclamation	E-2028-007	2			64,764			64,764
Armstrong Road Reconstruction	E-2028-008	2			512,379			512,379
Booster Station Upgrades	W-2026-010	3	798,600					798,600
Bridge Square	P-2030-002	2					79,554	79,554
Cannon Valley Drive Mill and Overlay	E-2030-003	2					13,143	13,143
Greenvale Avenue Mill and Overlay	E-2030-002	2					18,389	18,389
Hall Ave. Elevated Tank Painting	W-2028-005	2			1,000,000			1,000,000
Highway 3 Watermain Repair	W-2028-011	2			1,000,000			1,000,000
Jefferson Parkway Mill and Overlay	E-2026-002	2	27,754					27,754
Jefferson Road Mill and Overlay	E-2030-001	2					54,900	54,900
Lead Service Line Replacement	W-2027-010	3		150,000				150,000
Presidential Commons Mill and Overlay	E-2030-004	2					36,825	36,825
Spring Creek Road Reclamation	E-2029-003	2				444,709		444,709
Spring Creek Road Reconstruction	E-2026-003	2	489,302					489,302
St. Olaf North Ground Storage Tank Painting	W-2028-001	2			1,000,000			1,000,000
St. Olaf South Ground Storage Tank Painting	W-2028-006	2			1,000,000			1,000,000
TH 19 Reconstruction	E-2028-001	2			138,195			138,195
TH 246 Reconstruction	E-2028-009	1			874,850			874,850
Water Street Mill and Overlay	E-2029-002	2				14,860		14,860
Well No. 03 Generator Replacement	W-2027-008	2		120,000				120,000
Well No. 03 MCC Replacement	W-2027-009	2		200,000				200,000
Well No. 04 Generator Replacement	W-2027-006	2		120,000				120,000
Well No. 04 MCC Replacement	W-2027-007	2		200,000				200,000
<b>Water Fund Total</b>			<b>1,461,001</b>	<b>855,321</b>	<b>5,801,356</b>	<b>523,982</b>	<b>202,811</b>	<b>8,844,471</b>
<b>GRAND TOTAL</b>			<b>23,441,122</b>	<b>15,378,632</b>	<b>45,000,776</b>	<b>5,720,560</b>	<b>28,861,374</b>	<b>118,402,464</b>

2026 through 2030  
**Capital Improvement Plan**  
City of Northfield  
**Projects & Funding Sources By Department**

Department	Project #	Priority	2026	2027	2028	2029	2030	Total
<b>City Facilities</b>								
<b>City Hall-Exterior improvements at City Hall</b>	<i>F-2023-002</i>	3	0	0	0	0	368,000	<b>368,000</b>
Bonded Dollars							368,000	<b>368,000</b>
<b>City Hall-First Floor Carpet</b>	<i>F-2026-007</i>	3	0	30,000	30,000	30,000	0	<b>90,000</b>
City Facilities Fund				30,000	30,000	30,000		<b>90,000</b>
<b>City Hall-roof replacement</b>	<i>F-2026-005</i>	1	0	440,000	0	0	0	<b>440,000</b>
Bonded Dollars				440,000				<b>440,000</b>
<b>City Hall-RTU 10 Replacement</b>	<i>F-2028-014</i>	1	0	0	30,000	0	0	<b>30,000</b>
City Facilities Fund					30,000			<b>30,000</b>
<b>City Hall-RTU 11 replacement</b>	<i>F-2028-011</i>	2	0	0	31,500	0	0	<b>31,500</b>
City Facilities Fund					31,500			<b>31,500</b>
<b>City Hall-RTU 12 replacement</b>	<i>F-2028-002</i>	1	0	0	30,000	0	0	<b>30,000</b>
City Facilities Fund					30,000			<b>30,000</b>
<b>City Hall- RTU 14 replacement</b>	<i>F-2028-012</i>	1	0	0	33,000	0	0	<b>33,000</b>
City Facilities Fund					33,000			<b>33,000</b>
<b>City Hall-RTU 2 replacement</b>	<i>F-2030-002</i>	1	0	0	0	0	33,000	<b>33,000</b>
City Facilities Fund							33,000	<b>33,000</b>
<b>City Hall-RTU 3 Replacement</b>	<i>F-2030-001</i>	1	0	0	0	0	30,000	<b>30,000</b>
City Facilities Fund							30,000	<b>30,000</b>
<b>City Hall-RTU 5 Replacement</b>	<i>F-2027-001</i>	1	0	27,000	0	0	0	<b>27,000</b>
City Facilities Fund				27,000				<b>27,000</b>
<b>City Hall-RTU 6 Replacement</b>	<i>F-2027-005</i>	1	0	27,000	0	0	0	<b>27,000</b>
City Facilities Fund				27,000				<b>27,000</b>
<b>City Hall-RTU 9 Replacement</b>	<i>F-2028-003</i>	1	0	0	27,800	0	0	<b>27,800</b>
City Facilities Fund					27,800			<b>27,800</b>
<b>City Hall-Training Room Carpet</b>	<i>F-2026-006</i>	3	20,000	0	0	0	0	<b>20,000</b>
City Facilities Fund			20,000					<b>20,000</b>
<b>Library-Back up generator</b>	<i>F-2026-017</i>	2	30,000	0	0	0	0	<b>30,000</b>
Grant			30,000					<b>30,000</b>
<b>Library-Boiler Replacement</b>	<i>F-2029-001</i>	1	0	0	0	30,000	0	<b>30,000</b>
City Facilities Fund						30,000		<b>30,000</b>
<b>Library-Elevator upgrades</b>	<i>F-2026-008</i>	2	115,000	0	0	0	0	<b>115,000</b>
City Facilities Fund			115,000					<b>115,000</b>
<b>Library-First floor Carpet replacement</b>	<i>F-2028-009</i>	2	0	0	40,000	0	0	<b>40,000</b>
City Facilities Fund					40,000			<b>40,000</b>
<b>Library-First Floor lighting upgrades</b>	<i>F-2026-010</i>	2	20,000	0	0	0	0	<b>20,000</b>
City Facilities Fund			20,000					<b>20,000</b>
<b>Library-Retaining Wall/Lanscape Repair</b>	<i>F-2026-001</i>	2	0	0	2,000,000	0	0	<b>2,000,000</b>
Grant					2,000,000			<b>2,000,000</b>
<b>Library-Second Floor Carpet Replacement</b>	<i>F-2028-013</i>	2	0	0	60,000	0	0	<b>60,000</b>
City Facilities Fund					60,000			<b>60,000</b>
<b>Library-Shelving Replacement</b>	<i>F-2028-004</i>	2	60,000	0	90,000	0	0	<b>150,000</b>
City Facilities Fund					90,000			<b>90,000</b>
Grant			60,000					<b>60,000</b>
<b>PD-Boiler #1 Replacement</b>	<i>F-2029-002</i>	1	0	0	0	38,000	0	<b>38,000</b>

Department	Project #	Priority	2026	2027	2028	2029	2030	Total
City Facilities Fund						38,000		38,000
<b>PD-Parking lot expansion</b>	<i>F-2026-015</i>	3	0	95,000	0	0	0	95,000
City Facilities Fund				95,000				95,000
<b>PD-Records room buildout</b>	<i>F-2026-016</i>	3	35,000	0	0	0	0	35,000
City Facilities Fund			35,000					35,000
<b>Pool- replaster</b>	<i>F-2025-002</i>	2	0	330,000	0	0	0	330,000
Bonded Dollars				330,000				330,000
<b>Street Shop- HVAC replacement</b>	<i>F-2028-001</i>	1	0	0	45,000	0	0	45,000
City Facilities Fund					45,000			45,000
<b>Street Shop-Make up air unit replacement</b>	<i>F-2027-002</i>	2	0	0	0	90,000	0	90,000
City Facilities Fund						90,000		90,000
<b>Street shop-trench drains</b>	<i>F-2022-011</i>	2	0	76,000	0	0	0	76,000
City Facilities Fund				76,000				76,000
<b>City Facilities Total</b>			<b>280,000</b>	<b>1,025,000</b>	<b>2,417,300</b>	<b>188,000</b>	<b>431,000</b>	<b>4,341,300</b>

### Engineering Division

<b>2026 Mill and Overlay Project</b>	<i>E-2026-001</i>	2	1,242,276	0	0	0	0	1,242,276
Bonded Dollars			634,105					634,105
Franchise Fees			387,200					387,200
Stormwater Fund			63,170					63,170
Waste Water Fund			12,456					12,456
Water Fund			145,345					145,345
<b>2026 Seal Coat</b>	<i>E-2026-008</i>	2	116,630	0	0	0	0	116,630
MSA			116,630					116,630
<b>2027 Reclamation Project</b>	<i>E-2027-001</i>	1	0	2,054,448	0	0	0	2,054,448
Bonded Dollars				771,841				771,841
Franchise Fees				1,100,000				1,100,000
Stormwater Fund				80,634				80,634
Waste Water Fund				36,652				36,652
Water Fund				65,321				65,321
<b>2027 Seal Coat</b>	<i>E-2027-006</i>	2	0	38,184	0	0	0	38,184
MSA				38,184				38,184
<b>2028 Sidewalk/Trail Improvements</b>	<i>E-2028-003</i>	2	0	0	2,115,986	0	0	2,115,986
Bonded Dollars					1,961,435			1,961,435
Franchise Fees					154,551			154,551
<b>2028 Street Reclamation Project</b>	<i>E-2028-002</i>	2	0	0	1,313,290	0	0	1,313,290
Franchise Fees					945,449			945,449
Stormwater Fund					107,713			107,713
Waste Water Fund					48,960			48,960
Water Fund					211,168			211,168
<b>2029 Reclamation Project</b>	<i>E-2029-001</i>	2	0	0	0	1,538,732	0	1,538,732
Bonded Dollars						1,085,667		1,085,667
Franchise Fees						275,000		275,000
Stormwater Fund						78,136		78,136
Waste Water Fund						35,516		35,516
Water Fund						64,413		64,413
<b>2029 Seal Coat</b>	<i>E-2029-005</i>	2	0	0	0	150,746	0	150,746
MSA						150,746		150,746
<b>2029 Sidewalk Improvements</b>	<i>E-2029-006</i>	1	0	0	0	415,680	0	415,680
Bonded Dollars						415,680		415,680
<b>2029 Sidewalk/Trail Improvements</b>	<i>E-2030-006</i>	2	0	0	0	0	526,637	526,637
Bonded Dollars							526,637	526,637
<b>Armstrong Road Reclamation</b>	<i>E-2028-007</i>	2	0	0	1,050,940	0	0	1,050,940
Bonded Dollars					871,121			871,121

Department	Project #	Priority	2026	2027	2028	2029	2030	Total
Stormwater Fund					79,100			79,100
Waste Water Fund					35,955			35,955
Water Fund					64,764			64,764
<b>Armstrong Road Reconstruction</b>	<i>E-2028-008</i>	2	0	0	1,827,604	0	0	1,827,604
Bonded Dollars					591,851			591,851
Rice County					723,374			723,374
Water Fund					512,379			512,379
<b>Cannon Valley Drive Mill and Overlay</b>	<i>E-2030-003</i>	2	0	0	0	0	402,153	402,153
Bonded Dollars							336,438	336,438
Franchise Fees							0	0
Stormwater Fund							36,143	36,143
Waste Water Fund							16,429	16,429
Water Fund							13,143	13,143
<b>Compost Site Emergency Exit</b>	<i>E-2028-005</i>	3	0	0	1,000,000	0	0	1,000,000
Garbage Fund					1,000,000			1,000,000
<b>Eaves Avenue Mill and Overlay</b>	<i>E-2029-004</i>	2	0	0	0	581,491	0	581,491
Bonded Dollars						265,585		265,585
Franchise Fees						275,000		275,000
Stormwater Fund						40,906		40,906
<b>Fremouw Avenue Railroad Crossing Medians</b>	<i>E-2026-004</i>	2	290,000	0	0	0	0	290,000
Bonded Dollars			290,000					290,000
<b>Greenvale Avenue Mill and Overlay</b>	<i>E-2030-002</i>	2	0	0	0	0	1,272,546	1,272,546
Bonded Dollars							956,169	956,169
MSA							224,433	224,433
Stormwater Fund							50,569	50,569
Waste Water Fund							22,986	22,986
Water Fund							18,389	18,389
<b>Jefferson Parkway Mill and Overlay</b>	<i>E-2026-002</i>	2	2,122,738	0	0	0	0	2,122,738
Bonded Dollars			1,550,511					1,550,511
Franchise Fees			387,200					387,200
Stormwater Fund			131,369					131,369
Waste Water Fund			25,904					25,904
Water Fund			27,754					27,754
<b>Jefferson Parkway Trail</b>	<i>E-2026-010</i>	2	260,686	0	0	0	0	260,686
Bonded Dollars			260,686					260,686
<b>Jefferson Road Mill and Overlay</b>	<i>E-2030-001</i>	2	0	0	0	0	2,189,636	2,189,636
Bonded Dollars							1,405,379	1,405,379
Franchise Fees							0	0
MSA							509,756	509,756
Stormwater Fund							150,976	150,976
Waste Water Fund							68,625	68,625
Water Fund							54,900	54,900
<b>Mill Towns Trail-Prairie Street to Woodley Street</b>	<i>E-2026-005</i>	1	1,169,885	0	0	0	0	1,169,885
Bonded Dollars			419,885					419,885
Other			750,000					750,000
<b>Prairie Street Sidewalk</b>	<i>E-2026-006</i>	1	180,468	0	0	0	0	180,468
Bonded Dollars			180,468					180,468
<b>Presidential Commons Mill and Overlay</b>	<i>E-2030-004</i>	2	0	0	0	0	1,146,784	1,146,784
Bonded Dollars							962,660	962,660
Franchise Fees							0	0
Stormwater Fund							101,268	101,268
Waste Water Fund							46,031	46,031

Department	Project #	Priority	2026	2027	2028	2029	2030	Total
Water Fund							36,825	36,825
<b>Sechler Park Trail (MTST)</b>	<i>E-2026-011</i>	2	700,000	0	0	0	0	700,000
Capital Reserve Fund			100,000					100,000
Grant			500,000					500,000
Park Fund			100,000					100,000
<b>Spring Creek Road Reclamation</b>	<i>E-2029-003</i>	2	0	0	0	1,342,706	0	1,342,706
Bonded Dollars						512,639		512,639
Franchise Fees						275,000		275,000
Stormwater Fund						75,871		75,871
Waste Water Fund						34,487		34,487
Water Fund						444,709		444,709
<b>Spring Creek Road Reconstruction</b>	<i>E-2026-003</i>	2	2,406,218	0	0	0	0	2,406,218
Franchise Fees			25,600					25,600
MSA			1,887,468					1,887,468
Waste Water Fund			3,848					3,848
Water Fund			489,302					489,302
<b>Spring Street Cul-de-sac</b>	<i>E-2026-009</i>	2	500,000	0	0	0	0	500,000
Bonded Dollars			500,000					500,000
<b>St. Olaf, 2nd &amp; 3rd St Railroad Crossing Signal</b>	<i>E-2026-007</i>	2	2,000,000	0	0	0	0	2,000,000
Capital Reserve Fund			100,000					100,000
Other			1,900,000					1,900,000
<b>TH 19 Reconstruction</b>	<i>E-2028-001</i>	2	0	0	1,106,626	0	0	1,106,626
Bonded Dollars					500,000			500,000
Stormwater Fund					407,921			407,921
Waste Water Fund					60,510			60,510
Water Fund					138,195			138,195
<b>TH 19 Trail</b>	<i>E-2028-004</i>	1	0	0	2,342,600	0	0	2,342,600
Grant					1,092,213			1,092,213
Other					1,250,387			1,250,387
<b>TH 246 Reconstruction</b>	<i>E-2028-009</i>	1	0	0	24,436,930	0	0	24,436,930
Grant					22,210,000			22,210,000
Stormwater Fund					898,830			898,830
Waste Water Fund					453,250			453,250
Water Fund					874,850			874,850
<b>Water Street Mill and Overlay</b>	<i>E-2029-002</i>	2	0	0	0	756,205	0	756,205
Bonded Dollars						382,139		382,139
Franchise Fees						275,000		275,000
Stormwater Fund						70,337		70,337
Waste Water Fund						13,869		13,869
Water Fund						14,860		14,860
<b>Engineering Division Total</b>			<b>10,988,901</b>	<b>2,092,632</b>	<b>35,193,976</b>	<b>4,785,560</b>	<b>5,537,756</b>	<b>58,598,825</b>

## NCRC

<b>Boiler replacement</b>	<i>NCRC 2027-01</i>	1	0	53,000	0	0	0	53,000
NCRC Fund				53,000				53,000
<b>Chiller replacement</b>	<i>NCRC 2025-01</i>	1	0	188,000	0	0	0	188,000
NCRC Fund				188,000				188,000
<b>Complete Solar buildout</b>	<i>NCRC-2029-001</i>	4	0	0	0	0	950,000	950,000
NCRC Fund							950,000	950,000
<b>Exterior Painting</b>	<i>NCRC 2024-01</i>	3	0	10,000	0	0	0	10,000
NCRC Fund				10,000				10,000
<b>FiftyNorth Locker room updates</b>	<i>NCRC 2024-02</i>	1	0	50,000	0	0	0	50,000
Capital Reserve Fund				25,000				25,000
NCRC Fund				25,000				25,000



Department	Project #	Priority	2026	2027	2028	2029	2030	Total
<b>Install access control and security system</b>	<i>NCRC-2030-001</i>	2	0	0	0	0	150,000	<b>150,000</b>
NCRC Fund							150,000	<b>150,000</b>
<b>NCRC-Air handling units replacement</b>	<i>NCRC-2024-02</i>	1	0	148,000	171,000	154,000	146,000	<b>619,000</b>
NCRC Fund				148,000	171,000	154,000	146,000	<b>619,000</b>
<b>NCRC public restroom refurbishments</b>	<i>NCRC-2025-06</i>	1	0	110,000	0	0	0	<b>110,000</b>
NCRC Fund				110,000				<b>110,000</b>
<b>Patch and Paint interior</b>	<i>NCRC-2026-002</i>	2	0	75,000	0	0	0	<b>75,000</b>
NCRC Fund				75,000				<b>75,000</b>
<b>Polish terazzo flooring</b>	<i>NCRC-2025-04</i>	3	0	75,000	0	0	0	<b>75,000</b>
NCRC Fund				75,000				<b>75,000</b>
<b>Replace acoustic ceiling tiles</b>	<i>NCRC-2026-003</i>	2	0	75,000	0	0	0	<b>75,000</b>
NCRC Fund				75,000				<b>75,000</b>
<b>Replace FiftyNorth entry and lobby carpet</b>	<i>NCRC-2025-03</i>	3	0	21,000	0	0	0	<b>21,000</b>
NCRC Fund				21,000				<b>21,000</b>
<b>Replace Pool Deck</b>	<i>NCRC-2525-02</i>	3	0	68,000	0	0	0	<b>68,000</b>
Capital Reserve Fund				34,000				<b>34,000</b>
NCRC Fund				34,000				<b>34,000</b>
<b>Replace VCT tile</b>	<i>NCRC-2024-05</i>	2	0	65,000	0	0	0	<b>65,000</b>
NCRC Fund				65,000				<b>65,000</b>
<b>NCRC Total</b>			<b>0</b>	<b>938,000</b>	<b>171,000</b>	<b>154,000</b>	<b>1,246,000</b>	<b>2,509,000</b>

#### Park Division

<b>Bridge Square</b>	<i>P-2030-002</i>	2	0	183,000	183,000	183,000	7,388,977	<b>7,937,977</b>
Bonded Dollars							5,891,209	<b>5,891,209</b>
Franchise Fees							1,100,000	<b>1,100,000</b>
General Fund				183,000	183,000	183,000		<b>549,000</b>
Stormwater Fund							218,772	<b>218,772</b>
Waste Water Fund							99,442	<b>99,442</b>
Water Fund							79,554	<b>79,554</b>
<b>Central Park Playground Replacement</b>	<i>P-2026-002</i>	2	185,000	0	0	0	0	<b>185,000</b>
Park Fund			185,000					<b>185,000</b>
<b>Dresden Hill Park Playground Replacement</b>	<i>P-2026-001</i>	2	300,000	0	0	0	0	<b>300,000</b>
Park Fund			300,000					<b>300,000</b>
<b>East Riverwalk Entry Improvements</b>	<i>P-2027-005</i>	2	0	275,000	0	0	0	<b>275,000</b>
Bonded Dollars				275,000				<b>275,000</b>
<b>Heritage Park Playground Replacement</b>	<i>P-2028-001</i>	2	0	0	285,000	0	0	<b>285,000</b>
Park Fund					285,000			<b>285,000</b>
<b>Oddfellows Park Playground &amp; Gazebo Replacement</b>	<i>P-2027-001</i>	2	0	415,000	0	0	0	<b>415,000</b>
Park Fund				415,000				<b>415,000</b>
<b>Parklet Furniture Downtown</b>	<i>P-2026-006</i>	4	14,000	0	0	0	0	<b>14,000</b>
Capital Reserve Fund			14,000					<b>14,000</b>
<b>Riverside Lions (7th St) Playground Replacement</b>	<i>P-2025-001</i>	2	450,000	0	0	0	0	<b>450,000</b>
Park Fund			450,000					<b>450,000</b>
<b>Riverside Lions (8th St) Playground Replacement</b>	<i>P-2029-002</i>	2	0	0	0	200,000	0	<b>200,000</b>
Park Fund						200,000		<b>200,000</b>
<b>Riverside Pickleball Court Fence</b>	<i>P-2026-005</i>	3	40,000	0	0	0	0	<b>40,000</b>
Park Fund			40,000					<b>40,000</b>

Department	Project #	Priority	2026	2027	2028	2029	2030	Total
<b>Sibley Swale Park Improvements</b>	<i>P-2027-003</i>	2	0	500,000	0	0	0	<b>500,000</b>
Park Fund				500,000				<b>500,000</b>
<b>Skateboard Park Phase II</b>	<i>P-2026-004</i>	3	500,000	0	0	0	0	<b>500,000</b>
Grant			500,000					<b>500,000</b>
<b>Tyler Park Playground Replacement</b>	<i>P-2029-001</i>	2	0	0	0	175,000	0	<b>175,000</b>
Park Fund						175,000		<b>175,000</b>
<b>Washington Park Playground Replacement</b>	<i>P-2028-002</i>	2	0	0	217,500	0	0	<b>217,500</b>
Park Fund					217,500			<b>217,500</b>
<b>Way Park Playground Replacement</b>	<i>P-2030-001</i>	2	0	0	0	0	250,000	<b>250,000</b>
Park Fund							250,000	<b>250,000</b>
<b>West Riverwalk Entry Improvement</b>	<i>P-2027-004</i>	2	0	660,000	0	0	0	<b>660,000</b>
Bonded Dollars				660,000				<b>660,000</b>
<b>Park Division Total</b>			<b>1,489,000</b>	<b>2,033,000</b>	<b>685,500</b>	<b>558,000</b>	<b>7,638,977</b>	<b>12,404,477</b>

## Police

<b>Civil Defense Siren Replacement</b>	<i>PD-2024-003</i>	1	0	0	33,000	35,000	36,000	<b>104,000</b>
Capital Reserve Fund					33,000	35,000	36,000	<b>104,000</b>
<b>Police Total</b>			<b>0</b>	<b>0</b>	<b>33,000</b>	<b>35,000</b>	<b>36,000</b>	<b>104,000</b>

## Stormwater Division

<b>Flood Protection Project</b>	<i>SW-2028-001</i>	2	0	0	2,500,000	0	0	<b>2,500,000</b>
Grant					500,000			<b>500,000</b>
Stormwater Fund					2,000,000			<b>2,000,000</b>
<b>Hills #3, Cannon &amp; Locust Pond Dredging</b>	<i>SW- 2030-001</i>	3	0	0	0	0	620,000	<b>620,000</b>
Stormwater Fund							620,000	<b>620,000</b>
<b>Sandbag machine &amp; Portable Pump Flood Control</b>	<i>SW-2026-001</i>		100,000	0	0	0	0	<b>100,000</b>
Grant			100,000					<b>100,000</b>
<b>West Riverwall Floodwall Extension</b>	<i>SW-2027-002</i>	2	0	4,000,000	0	0	0	<b>4,000,000</b>
Grant				2,000,000				<b>2,000,000</b>
Stormwater Fund				2,000,000				<b>2,000,000</b>
<b>Stormwater Division Total</b>			<b>100,000</b>	<b>4,000,000</b>	<b>2,500,000</b>	<b>0</b>	<b>620,000</b>	<b>7,220,000</b>

## Street Division

<b>Hwy 3 LED and Pole Replacement</b>	<i>ST-2024-002</i>	2	245,000	0	0	0	0	<b>245,000</b>
Franchise Fees			245,000					<b>245,000</b>
<b>Street Division Total</b>			<b>245,000</b>	<b>0</b>	<b>0</b>	<b>0</b>	<b>0</b>	<b>245,000</b>

## Wastewater Division

<b>BioSolids Cake Storage</b>	<i>WW-2030-002</i>	1	0	0	0	0	10,638,109	<b>10,638,109</b>
Waste Water Fund							10,638,109	<b>10,638,109</b>
<b>Preliminary Treatment</b>	<i>WW-2026-002</i>	2	640,647	0	0	0	0	<b>640,647</b>
Waste Water Fund			640,647					<b>640,647</b>
<b>Process Lift Pumps</b>	<i>WW-2026-003</i>	2	672,680	0	0	0	0	<b>672,680</b>
Waste Water Fund			672,680					<b>672,680</b>
<b>Sanitary Sewer Lining Project (Lincoln Parkway)</b>	<i>WW-2027-001</i>	2	0	600,000	0	0	0	<b>600,000</b>
Waste Water Fund				600,000				<b>600,000</b>
<b>Water Supply System</b>	<i>WW-2030-003</i>	2	0	0	0	0	2,713,532	<b>2,713,532</b>



Department	Project #	Priority	2026	2027	2028	2029	2030	Total
Waste Water Fund							2,713,532	2,713,532
<b>WWTP Generator Replacement</b>	WW-2026-001	1	1,281,294	0	0	0	0	1,281,294
Waste Water Fund			1,281,294					1,281,294
<b>Wastewater Division Total</b>			<b>2,594,621</b>	<b>600,000</b>	<b>0</b>	<b>0</b>	<b>13,351,641</b>	<b>16,546,262</b>

#### Water Division

<b>Booster Station Upgrades</b>	W-2026-010	3	798,600	0	0	0	0	798,600
Water Fund			798,600					798,600
<b>Hall Ave. Elevated Tank Painting</b>	W-2028-005	2	0	0	1,000,000	0	0	1,000,000
Water Fund					1,000,000			1,000,000
<b>Highway 3 Watermain Repair</b>	W-2028-011	2	0	0	1,000,000	0	0	1,000,000
Water Fund					1,000,000			1,000,000
<b>Lead Service Line Replacement</b>	W-2027-010	3	0	150,000	0	0	0	150,000
Water Fund				150,000				150,000
<b>Meter Replacement</b>	W-2027-001	2	0	3,900,000	0	0	0	3,900,000
Revenue Bond				3,900,000				3,900,000
<b>NW Area Water Tower</b>	W-2026-001	2	6,945,000	0	0	0	0	6,945,000
Federal Aid			3,945,000					3,945,000
Revenue Bond			3,000,000					3,000,000
<b>St. Olaf North Ground Storage Tank Painting</b>	W-2028-001	2	0	0	1,000,000	0	0	1,000,000
Water Fund					1,000,000			1,000,000
<b>St. Olaf South Ground Storage Tank Painting</b>	W-2028-006	2	0	0	1,000,000	0	0	1,000,000
Water Fund					1,000,000			1,000,000
<b>Well No. 03 Generator Replacement</b>	W-2027-008	2	0	120,000	0	0	0	120,000
Water Fund				120,000				120,000
<b>Well No. 03 MCC Replacement</b>	W-2027-009	2	0	200,000	0	0	0	200,000
Water Fund				200,000				200,000
<b>Well No. 04 Generator Replacement</b>	W-2027-006	2	0	120,000	0	0	0	120,000
Water Fund				120,000				120,000
<b>Well No. 04 MCC Replacement</b>	W-2027-007	2	0	200,000	0	0	0	200,000
Water Fund				200,000				200,000
<b>Water Division Total</b>			<b>7,743,600</b>	<b>4,690,000</b>	<b>4,000,000</b>	<b>0</b>	<b>0</b>	<b>16,433,600</b>
<b>GRAND TOTAL</b>			<b>23,441,122</b>	<b>15,378,632</b>	<b>45,000,776</b>	<b>5,720,560</b>	<b>28,861,374</b>	<b>118,402,464</b>

2026 thru 2030

**Capital Improvement Plan**

City of Northfield

Project # F-2022-011

Project Name Street shop-trench drains

Total Project Cost \$76,000

Type Improvement

Priority 2 Very Important

Department City Facilities

Category Capital Improvement Plan (CIP)

Status Active

Description

Replace the existing trench drains at street shop

Justification

The current drains are too small and are prone to clogging and flooding

Expenditures	2026	2027	2028	2029	2030	Total
Construction/Maintenance	0	76,000	0	0	0	76,000
Total	0	76,000	0	0	0	76,000

Funding Sources	2026	2027	2028	2029	2030	Total
City Facilities Fund	0	76,000	0	0	0	76,000
Total	0	76,000	0	0	0	76,000



2026 thru 2030

# Capital Improvement Plan

City of Northfield

Project #	F-2023-002		
Project Name	City Hall-Exterior improvements at City Hall		
Total Project Cost	\$368,000	Department	City Facilities
Type	Improvement	Category	Capital Improvement Plan (CIP)
Priority	3 Important	Status	Active

Description

Add new exterior materials to the painted areas of City Hall

Justification

Old paint is fading and peeling. Adding archeticual steel panels to the façade will modernize the look of the building and reduce painting related maintenance costs

Expenditures	2026	2027	2028	2029	2030	Total
Construction/Maintenance	0	0	0	0	368,000	368,000
Total	0	0	0	0	368,000	368,000

Funding Sources	2026	2027	2028	2029	2030	Total
Bonded Dollars	0	0	0	0	368,000	368,000
Total	0	0	0	0	368,000	368,000



2026 thru 2030

# Capital Improvement Plan

City of Northfield

Project # F-2025-002  
Project Name Pool- replaster

Total Project Cost \$330,000  
Type Maintenance  
Priority 2 Very Important

Department City Facilities  
Category Capital Improvement Plan (CIP)  
Status Active

Description  
Replaster the Main pool and tot pool.

Justification  
The current plaster is cracking and leaking and is stained and faded. The tile beds are eroding and tiles are becoming loose. The cracking plaster and loose tiles present locations to injure a swimmer.

Expenditures	2026	2027	2028	2029	2030	Total
Construction/Maintenance	0	330,000	0	0	0	330,000
Total	0	330,000	0	0	0	330,000

Funding Sources	2026	2027	2028	2029	2030	Total
Bonded Dollars	0	330,000	0	0	0	330,000
Total	0	330,000	0	0	0	330,000



2026 thru 2030

# Capital Improvement Plan

City of Northfield



Project #	F-2026-001		
Project Name	Library-Retaining Wall/Lanscape Repair		

Total Project Cost	\$2,000,000	Department	City Facilities
Type	Improvement	Category	Capital Improvement Plan (CIP)
Priority	2 Very Important	Status	Active

Description
Reconfigure the landscaping at City Library

Justification

The current landscaping at the library is not designed for erosion control and is difficult to maintain. The west side of the library has severe erosion and has lost over a foot of top soil.

Expenditures	2026	2027	2028	2029	2030	Total
Construction/Maintenance	0	0	2,000,000	0	0	2,000,000
Total	0	0	2,000,000	0	0	2,000,000

Funding Sources	2026	2027	2028	2029	2030	Total
Grant	0	0	2,000,000	0	0	2,000,000
Total	0	0	2,000,000	0	0	2,000,000

2026 thru 2030

# Capital Improvement Plan

## City of Northfield

Project # F-2026-005  
Project Name City Hall-roof replacement

Total Project Cost \$440,000      Department City Facilities  
Type Improvement      Category Capital Improvement Plan (CIP)  
Priority 1 Critical      Status Active

Description

Replace fully adheared roofing material at City Hall. The current roof would be replaced with a full adhered TPO roofing material

Justification

The roofing material has reached the end of its useful life and needs to be replaced. The roofing material is no longer fully adheared to the roof decking. Not being fully adheared can lead to increase instances of leaking and roof damage.

Expenditures	2026	2027	2028	2029	2030	Total
Construction/Maintenance	0	440,000	0	0	0	440,000
Total	0	440,000	0	0	0	440,000

Funding Sources	2026	2027	2028	2029	2030	Total
Bonded Dollars	0	440,000	0	0	0	440,000
Total	0	440,000	0	0	0	440,000





2026 thru 2030

# Capital Improvement Plan

## City of Northfield

Project # F-2026-006  
Project Name City Hall-Training Room Carpet


Total Project Cost	\$20,000	Department	City Facilities
Type	Improvement	Category	Capital Improvement Plan (CIP)
Priority	3 Important	Status	Active
Useful Life	10 years		

Description  
Replace broad loom carpet in training room with carpet tiles.

Justification  
The current carpet will have reached the end of its useful life and needs to be replaced. Maintenance on the carpet has become increasingly more difficult and due to the high traffic nature of the room it will continue to deteriorate.

Expenditures	2026	2027	2028	2029	2030	Total
Equip/Vehicles/Furnishings	20,000	0	0	0	0	20,000
Total	20,000	0	0	0	0	20,000

Funding Sources	2026	2027	2028	2029	2030	Total
City Facilities Fund	20,000	0	0	0	0	20,000
Total	20,000	0	0	0	0	20,000



2026 thru 2030

# Capital Improvement Plan

## City of Northfield

Project # F-2026-007  
Project Name City Hall-First Floor Carpet

Total Project Cost	\$90,000	Department	City Facilities
Type	Improvement	Category	Capital Improvement Plan (CIP)
Priority	3 Important	Status	Active
Useful Life	10 years		

Description

Replace the carpet in the first floor offices. Including Finance, Engineering, DMV, and Community Development.

Justification

The carpet in the first floor offices is reaching the end of its useful life, and is in moderate to poor condition. Even with regular extraction cleaning, the carpet is increasingly difficult to maintain. The high traffic and small spaces are wearing the carpet out more quickly.

Expenditures	2026	2027	2028	2029	2030	Total
Equip/Vehicles/Furnishings	0	30,000	30,000	30,000	0	90,000
Total	0	30,000	30,000	30,000	0	90,000

Funding Sources	2026	2027	2028	2029	2030	Total
City Facilities Fund	0	30,000	30,000	30,000	0	90,000
Total	0	30,000	30,000	30,000	0	90,000





2026 thru 2030

**Capital Improvement Plan**

City of Northfield



Project # F-2026-008

Project Name Library-Elevator upgrades

Total Project Cost	\$115,000	Contact	Facilities Manager
Department	City Facilities	Type	Improvement
Category	Capital Improvement Plan (CIP)	Priority	2 Very Important
Status	Active	Useful Life	20 years

Description

Upgrade safety and cosmetic items for the elevator at the Library

Justification

New State requirements for door and car safety items must be added as soon as possible per State requirements. During the safety upgrades new carpet and lights and other cosmetic items can be addressed.

Expenditures	2026	2027	2028	2029	2030	Total
Unassigned	115,000	0	0	0	0	115,000
Total	115,000	0	0	0	0	115,000

Funding Sources	2026	2027	2028	2029	2030	Total
City Facilities Fund	115,000	0	0	0	0	115,000
Total	115,000	0	0	0	0	115,000

2026 thru 2030

**Capital Improvement Plan**

City of Northfield



**Project #** F-2026-010

**Project Name** Library-First Floor lighting ugrades

<b>Total Project Cost</b>	\$20,000	<b>Contact</b>	Facilities Manager
<b>Department</b>	City Facilities	<b>Type</b>	Improvement
<b>Category</b>	Capital Improvement Plan (CIP)	<b>Priority</b>	2 Very Important
<b>Status</b>	Active	<b>Useful Life</b>	20 years

**Description**

Replace the lighting in the Children's area in the first floor of the library.

**Justification**

The can lights that are currently in place at the library are not meeting the light level needs of the staff or patrons. The light levels make selecting and shelving books more difficult. The new lights would provide a much more appropriate level of light for the Childrens collection area.

Expenditures	2026	2027	2028	2029	2030	Total
Unassigned	20,000	0	0	0	0	20,000
Total	20,000	0	0	0	0	20,000

Funding Sources	2026	2027	2028	2029	2030	Total
City Facilities Fund	20,000	0	0	0	0	20,000
Total	20,000	0	0	0	0	20,000

2026 thru 2030

# Capital Improvement Plan

City of Northfield



Project #	F-2026-015		
Project Name	PD-Parking lot expansion		
Total Project Cost	\$95,000	Contact	Facilities Manager
Department	City Facilities	Type	Improvement
Category	Capital Improvement Plan (CIP)	Priority	3 Important
Status	Active	Useful Life	20 years

Description

Expand the parking lot at the Police Department

Justification

The Police Department garage is completely full and the parking lot is not large enough to store all if the vehicles that need to be kept at the PD. The PD currently stores all if the impound vehicles, decommissioned patrol vehicles awaiting sale, and other non-vehicle pieces of equipment. The PD also regularly hosts large training events and there is not enough parking for visiting agencies.

Expenditures	2026	2027	2028	2029	2030	Total
Construction/Maintenance	0	95,000	0	0	0	95,000
Total	0	95,000	0	0	0	95,000

Funding Sources	2026	2027	2028	2029	2030	Total
City Facilities Fund	0	95,000	0	0	0	95,000
Total	0	95,000	0	0	0	95,000

2026 thru 2030

**Capital Improvement Plan**

City of Northfield



Project # F-2026-016

Project Name PD-Records room buildout

Total Project Cost	\$35,000	Contact	Facilities Manager
Department	City Facilities	Type	Facility
Category	Capital Improvement Plan (CIP)	Priority	3 Important
Status	Active	Useful Life	20 years

Description

Convert the Police Department records room to office space

Justification

The Police Department is short on office space for senior staff. It is very difficult for the some of the senior staff to hold sensitive personnel related meetings or to host visiting agencies. The build out would provide an adequate space for all of the needs of the departments senior staff.

Expenditures		2026	2027	2028	2029	2030	Total
Construction/Maintenance		35,000	0	0	0	0	35,000
Total		35,000	0	0	0	0	35,000

Funding Sources		2026	2027	2028	2029	2030	Total
City Facilities Fund		35,000	0	0	0	0	35,000
Total		35,000	0	0	0	0	35,000

2026 thru 2030

**Capital Improvement Plan**

City of Northfield

Project #	F-2026-017
Project Name	Library-Back up generator

Total Project Cost	\$30,000	Contact	Facilities Manager
Department	City Facilities	Type	Equipment
Category	Capital Improvement Plan (CIP)	Priority	2 Very Important
Status	Active	Useful Life	20 years

Description

Install a back up generator at the library.

Justification

The Library has been designated as a emergency cooling and warming site. The back up generator would make sure the the space could always be heated or cooled regardless or power availability.

Expenditures	2026	2027	2028	2029	2030	Total
Equip/Vehicles/Furnishings	30,000	0	0	0	0	30,000
Total	30,000	0	0	0	0	30,000

Funding Sources	2026	2027	2028	2029	2030	Total
Grant	30,000	0	0	0	0	30,000
Total	30,000	0	0	0	0	30,000

2026 thru 2030

**Capital Improvement Plan**

City of Northfield



Project #	F-2027-001		
Project Name	City Hall-RTU 5 Replacement		
Total Project Cost	\$27,000	Contact	Facilities Manager
Department	City Facilities	Type	Equipment
Category	Capital Improvement Plan (CIP)	Priority	1 Critical
Status	Active	Useful Life	15 years

Description

Replacement of Roof Top HVAC Unit #5. RTU 5 serves the Information Technology office

Justification

RTU 5 is at the end of its useful life and should be replaced to minimize ongoing maintenance expenses. RTU 5 serves the Information Technology office

Expenditures	2026	2027	2028	2029	2030	Total
Unassigned	0	27,000	0	0	0	27,000
Total	0	27,000	0	0	0	27,000
Funding Sources	2026	2027	2028	2029	2030	Total
City Facilities Fund	0	27,000	0	0	0	27,000
Total	0	27,000	0	0	0	27,000

2026 thru 2030

**Capital Improvement Plan**

City of Northfield



Project # F-2027-002

Project Name Street Shop-Make up air unit replacement

Total Project Cost	\$90,000	Department	City Facilities
Type	Equipment	Category	Capital Improvement Plan (CIP)
Priority	2 Very Important	Status	Active

Description

Replace the make up air units at the street shop.

Justification

The make up air units at the street shop bring fresh air into the garage and shop areas. Both units have reached the end of their life expectancy and need to be replaced.

Expenditures	2026	2027	2028	2029	2030	Total
Equip/Vehicles/Furnishings	0	0	0	90,000	0	90,000
Total	0	0	0	90,000	0	90,000

Funding Sources	2026	2027	2028	2029	2030	Total
City Facilities Fund	0	0	0	90,000	0	90,000
Total	0	0	0	90,000	0	90,000

2026 thru 2030

# Capital Improvement Plan

City of Northfield



Project #	F-2027-005		
Project Name	City Hall-RTU 6 Replacement		
Total Project Cost	\$27,000	Contact	Facilities Manager
Department	City Facilities	Type	Equipment
Category	Capital Improvement Plan (CIP)	Priority	1 Critical
Status	Active	Useful Life	15 years

Description

Replacement of Roof Top HVAC Unit #6. RTU 6 serves the mail room, copy room and server room.

Justification

RTU 6 has reached the end of it's useful life and should be replaced to minimize ongoing maintenance expenses. RTU 6 serves the mail room, copy room and server room.

Expenditures	2026	2027	2028	2029	2030	Total
Unassigned	0	27,000	0	0	0	27,000
Total	0	27,000	0	0	0	27,000

Funding Sources	2026	2027	2028	2029	2030	Total
City Facilities Fund	0	27,000	0	0	0	27,000
Total	0	27,000	0	0	0	27,000



2026 thru 2030

# Capital Improvement Plan

City of Northfield



Project # F-2028-001  
Project Name Street Shop- HVAC replacement

Total Project Cost	\$45,000	Department	City Facilities
Type	Equipment	Category	Capital Improvement Plan (CIP)
Priority	1 Critical	Status	Active
Useful Life	15 years		

Description  
Replace the HVAC equipment that services the office, restrooms, and break room at the Street Shop

Justification  
The equipment is reaching its end of useful life and should be repalced to minimize maintenance costs.

Expenditures	2026	2027	2028	2029	2030	Total
Construction/Maintenance	0	0	45,000	0	0	45,000
Total	0	0	45,000	0	0	45,000

Funding Sources	2026	2027	2028	2029	2030	Total
City Facilities Fund	0	0	45,000	0	0	45,000
Total	0	0	45,000	0	0	45,000

2026 thru 2030

# Capital Improvement Plan

## City of Northfield

Project # F-2028-002  
Project Name City Hall-RTU 12 replacement

Total Project Cost	\$30,000	Contact	Facilities Manager
Department	City Facilities	Type	Equipment
Category	Capital Improvement Plan (CIP)	Priority	1 Critical
Status	Active	Useful Life	15 years

Description

Remove and replace roof top HVAC unit #12 at City Hall. RTU #12 serves the second floor Training Room.

Justification

RTU 12 has reached the end of its life expectancy and needs to be replaced to minimize ongoing maintenance expenses. RTU #12 serves the second floor Training Room.

Expenditures	2026	2027	2028	2029	2030	Total
Equip/Vehicles/Furnishings	0	0	30,000	0	0	30,000
Total	0	0	30,000	0	0	30,000

Funding Sources	2026	2027	2028	2029	2030	Total
City Facilities Fund	0	0	30,000	0	0	30,000
Total	0	0	30,000	0	0	30,000



2026 thru 2030

**Capital Improvement Plan**

City of Northfield



Project # F-2028-003

Project Name City Hall-RTU 9 Replacement

Total Project Cost	\$27,800	Contact	Facilities Manager
Department	City Facilities	Type	Equipment
Category	Capital Improvement Plan (CIP)	Priority	1 Critical
Status	Active	Useful Life	15 years

Description

Replacement of Roof Top HVAC Unit #9 at City Hall. RTU 9 serves the Finance Department and first floor bathrooms.

Justification

RTU 9 has reached the end of it's useful life and should be replaced to minimize ongoing maintenance expenses. RTU 9 serves the Finance Department and first floor bathrooms.

Expenditures	2026	2027	2028	2029	2030	Total
Equip/Vehicles/Furnishings	0	0	27,800	0	0	27,800
Total	0	0	27,800	0	0	27,800

Funding Sources	2026	2027	2028	2029	2030	Total
City Facilities Fund	0	0	27,800	0	0	27,800
Total	0	0	27,800	0	0	27,800

2026 thru 2030

# Capital Improvement Plan

City of Northfield



Project # F-2028-004  
Project Name Library-Shelving Replacement

Total Project Cost	\$150,000	Contact	Facilities Manager
Department	City Facilities	Type	Improvement
Category	Capital Improvement Plan (CIP)	Priority	2 Very Important
Status	Active	Useful Life	30 years

Description

Replace the book shelving at the library.

Justification

The shelving at the library is getting past it's useful life. The first floor children's area shelving will be replaced with grant funds. The Facilities Fund will fund the second floor shelving. The carpet is also getting replaced in 2026 and 2028 and it is standard industry practice to replace shelving and carpet at the same time.

Expenditures	2026	2027	2028	2029	2030	Total
Equip/Vehicles/Furnishings	60,000	0	90,000	0	0	150,000
Total	60,000	0	90,000	0	0	150,000

Funding Sources	2026	2027	2028	2029	2030	Total
City Facilities Fund	0	0	90,000	0	0	90,000
Grant	60,000	0	0	0	0	60,000
Total	60,000	0	90,000	0	0	150,000

2026 thru 2030

# Capital Improvement Plan

City of Northfield



**Project #** F-2028-009  
**Project Name** Library-First floor Carpet replacement

<b>Total Project Cost</b>	\$40,000	<b>Contact</b>	Facilities Manager
<b>Department</b>	City Facilities	<b>Type</b>	Improvement
<b>Category</b>	Capital Improvement Plan (CIP)	<b>Priority</b>	2 Very Important
<b>Status</b>	Active	<b>Useful Life</b>	10 years

Description

Replace the carpet on the first floor of the library.

Justification

The carpet on the first floor is nearing the end of its useful life and is starting to show excessive wear due to the high volume of foot traffic. It is becoming increasingly difficult to clean and maintain. The first floor book shelves are scheduled to be replaced in 2028 and it is industry practice to replace carpet at the same time.

Expenditures	2026	2027	2028	2029	2030	Total
Equip/Vehicles/Furnishings	0	0	40,000	0	0	40,000
Total	0	0	40,000	0	0	40,000

Funding Sources	2026	2027	2028	2029	2030	Total
City Facilities Fund	0	0	40,000	0	0	40,000
Total	0	0	40,000	0	0	40,000

2026 thru 2030

**Capital Improvement Plan**

City of Northfield



Project # F-2028-011

Project Name City Hall-RTU 11 replacement

Total Project Cost	\$31,500	Department	City Facilities
Type	Equipment	Category	Capital Improvement Plan (CIP)
Priority	2 Very Important	Status	Active

Description

Remove and replace roof top HVAC unit #11. RTU #11 serves the break room, second floor conference room and Facilities office

Justification

RTU 11 has reached the end of it's useful life and should be replaced in order to minimize ongoing maintenance expenses. RTU #11 serves the break room, second floor conference room and Facilities office

Expenditures	2026	2027	2028	2029	2030	Total
Equip/Vehicles/Furnishings	0	0	31,500	0	0	31,500
Total	0	0	31,500	0	0	31,500

Funding Sources	2026	2027	2028	2029	2030	Total
City Facilities Fund	0	0	31,500	0	0	31,500
Total	0	0	31,500	0	0	31,500

2026 thru 2030

# Capital Improvement Plan

City of Northfield



Project # F-2028-012  
Project Name City Hall- RTU 14 replacement

Total Project Cost	\$33,000	Contact	Facilities Manager
Department	City Facilities	Type	Equipment
Category	Capital Improvement Plan (CIP)	Priority	1 Critical
Status	Active	Useful Life	15 years

Description

Replace RTU #14 at City Hall.

Justification

RTU #14 is reached the end of its useful life and should be replaced to avoid increasing maintenance expenses. RTU 14 serves the Engineering department, Washington Conference room and IT storage rooms.

Expenditures	2026	2027	2028	2029	2030	Total
Equip/Vehicles/Furnishings	0	0	33,000	0	0	33,000
Total	0	0	33,000	0	0	33,000


Funding Sources	2026	2027	2028	2029	2030	Total
City Facilities Fund	0	0	33,000	0	0	33,000
Total	0	0	33,000	0	0	33,000



2026 thru 2030

# Capital Improvement Plan

City of Northfield



Project #	F-2028-013		
Project Name	Library-Second Floor Carpet Replacement		
Total Project Cost	\$60,000	Contact	Facilities Manager
Department	City Facilities	Type	Improvement
Category	Capital Improvement Plan (CIP)	Priority	2 Very Important
Status	Active	Useful Life	10 years

Description

Replace the carpet on the second floor of the Library.

Justification

The carpet on the second floor of the Library is at the end of its useful life and should be replaced. The due to the high traffic volume, the carpet is increasingly difficult to maintain and keep clean. There are plans to replace the shelving in 2028 and it is industry practice to replace the carpet in conjunction with the shelving.

Expenditures	2026	2027	2028	2029	2030	Total
Equip/Vehicles/Furnishings	0	0	60,000	0	0	60,000
Total	0	0	60,000	0	0	60,000
Funding Sources	2026	2027	2028	2029	2030	Total
City Facilities Fund	0	0	60,000	0	0	60,000
Total	0	0	60,000	0	0	60,000

2026 thru 2030

**Capital Improvement Plan**

City of Northfield



Project #	F-2028-014		
Project Name	City Hall-RTU 10 Replacement		
Total Project Cost	\$30,000	Contact	Facilities Manager
Department	City Facilities	Type	Equipment
Category	Capital Improvement Plan (CIP)	Priority	1 Critical
Status	Active	Useful Life	15 years

Description

Replacement of Roof Top HVAC Unit #10 at City Hall. RTU 10 serves the Human Resources/Communications area.

Justification

RTU 10 has reached the end of it's useful life and should be replaced to minimize ongoing maintenance expenses. RTU 10 serves the Human Resources/Communications area.

Expenditures	2026	2027	2028	2029	2030	Total
Equip/Vehicles/Furnishings	0	0	30,000	0	0	30,000
Total	0	0	30,000	0	0	30,000
Funding Sources	2026	2027	2028	2029	2030	Total
City Facilities Fund	0	0	30,000	0	0	30,000
Total	0	0	30,000	0	0	30,000

2026 thru 2030

**Capital Improvement Plan**

City of Northfield



Project # F-2029-001

Project Name Library-Boiler Replacement

Total Project Cost	\$30,000	Department	City Facilities
Type	Equipment	Category	Capital Improvement Plan (CIP)
Priority	1 Critical	Status	Active
Useful Life	15 years		

**Description**

Replace boiler #1 and #2 at the library. The boilers provide space heat via radiators and in floor heat for the entire library.

**Justification**

The boilers will reach the end of their useful life in 2029 and should be replaced to minimize maintenance expenses and minimize down time in the heating of the library.

Expenditures	2026	2027	2028	2029	2030	Total
Equip/Vehicles/Furnishings	0	0	0	30,000	0	30,000
Total	0	0	0	30,000	0	30,000

Funding Sources	2026	2027	2028	2029	2030	Total
City Facilities Fund	0	0	0	30,000	0	30,000
Total	0	0	0	30,000	0	30,000

2026 thru 2030

**Capital Improvement Plan**

City of Northfield



Project # F-2029-002

Project Name PD-Boiler #1 Replacement

Total Project Cost	\$38,000	Department	City Facilities
Type	Equipment	Category	Capital Improvement Plan (CIP)
Priority	1 Critical	Status	Active

Description

Replace the condensing boiler #1 at the Police Department. The boilers provide space heat for the entire building.

Justification

The boiler will be at the end of its useful life and should be replaced to minimize down time and maintenance costs.

Expenditures	2026	2027	2028	2029	2030	Total
Equip/Vehicles/Furnishings	0	0	0	38,000	0	38,000
Total	0	0	0	38,000	0	38,000

Funding Sources	2026	2027	2028	2029	2030	Total
City Facilities Fund	0	0	0	38,000	0	38,000
Total	0	0	0	38,000	0	38,000

2026 thru 2030

# Capital Improvement Plan

City of Northfield



Project #	F-2030-001		
Project Name	City Hall-RTU 3 Replacement		
Total Project Cost	\$30,000	Contact	Facilities Manager
Department	City Facilities	Type	Equipment
Category	Capital Improvement Plan (CIP)	Priority	1 Critical
Status	Active	Useful Life	15 years

Description

Replace Roof top HVAC unit number 3 At City Hall. RTU 3 serves the south half of the Community Development department.

Justification

RTU 3 has reached the end of its useful life and should be replaced to minimize ongoing maintenance expenses. RTU 3 serves the south half of the Community Development department.

Expenditures	2026	2027	2028	2029	2030	Total
Equip/Vehicles/Furnishings	0	0	0	0	30,000	30,000
Total	0	0	0	0	30,000	30,000
Funding Sources	2026	2027	2028	2029	2030	Total
City Facilities Fund	0	0	0	0	30,000	30,000
Total	0	0	0	0	30,000	30,000

2026 thru 2030

# Capital Improvement Plan

City of Northfield



Project # F-2030-002  
Project Name City Hall-RTU 2 replacement

Total Project Cost	\$33,000	Department	City Facilities
Type	Equipment	Category	Capital Improvement Plan (CIP)
Priority	1 Critical	Status	Active
Useful Life	15 years		

Description

Replacement of RTU 2 at City Hall. RTU 2 serves the north half of the Community Development department.

Justification

RTU 2 will reach the end of its useful life and should be replaced to minimize ongoing maintenance expenses. RTU 2 serves the north half of the Community Development department.

Expenditures	2026	2027	2028	2029	2030	Total
Equip/Vehicles/Furnishings	0	0	0	0	33,000	33,000
Total	0	0	0	0	33,000	33,000

Funding Sources	2026	2027	2028	2029	2030	Total
City Facilities Fund	0	0	0	0	33,000	33,000
Total	0	0	0	0	33,000	33,000

**Capital Improvement Plan****City of Northfield**

**Project #** E-2026-001  
**Project Name** 2026 Mill and Overlay Project

**Total Project Cost** \$1,242,276      **Department** Engineering Division  
**Type** Improvement      **Category** Capital Improvement Plan (CIP)  
**Priority** 2 Very Important      **Status** Active  
**Useful Life** 15 years

**Description**

Prairie Street from Meadowview Drive to Jefferson Parkway Maple Street from Meadowview Drive to Jefferson Parkway including pedestrian crossing improvements at Maple Street and Meadowview Drive. Project also includes a quick-build bikeway on Prairie Street from Woodley Street to Jefferson Parkway

**Justification**

This road segment has been identified by Public Works personnel as a likely candidate for a 2" mill and overlay based on the current pavement condition and the current condition of the existing utilities.

<b>Expenditures</b>	<b>2026</b>	<b>2027</b>	<b>2028</b>	<b>2029</b>	<b>2030</b>	<b>Total</b>
Construction/Maintenance	1,242,276	0	0	0	0	1,242,276
<b>Total</b>	<b>1,242,276</b>	<b>0</b>	<b>0</b>	<b>0</b>	<b>0</b>	<b>1,242,276</b>

<b>Funding Sources</b>	<b>2026</b>	<b>2027</b>	<b>2028</b>	<b>2029</b>	<b>2030</b>	<b>Total</b>
Bonded Dollars	634,105	0	0	0	0	634,105
Franchise Fees	387,200	0	0	0	0	387,200
Water Fund	145,345	0	0	0	0	145,345
Stormwater Fund	63,170	0	0	0	0	63,170
Waste Water Fund	12,456	0	0	0	0	12,456
<b>Total</b>	<b>1,242,276</b>	<b>0</b>	<b>0</b>	<b>0</b>	<b>0</b>	<b>1,242,276</b>





2026 thru 2030

# Capital Improvement Plan

City of Northfield

Project # E-2026-002

Project Name Jefferson Parkway Mill and Overlay

Total Project Cost	\$2,122,738	Department	Engineering Division
Type	Improvement	Category	Capital Improvement Plan (CIP)
Priority	2 Very Important	Status	Active
Useful Life	15 years		

**Description**

Mill and Overlay of Jefferson Pkwy from Washington St. S to Spring Creek Road. This will incldue spot sidewak and curb replacement. Median Refuge island for Pedestrians. If MTT trail isn't completed by 2026 on this segment it will be included with the project. This project will include pedestrian crossing improvements on Jefferson Parkway and Washington Street, Jefferson Parkway and Maple Street, Jefferson Parkway and Prairie Street, and Jefferson Parkway and Michigan Drive.

**Justification**

This road segment has been identified by Public Works personnel as a likely candidate for a 2" mill and overlay based on the current pavement condition and the current condition of the existing utilities.

Expenditures	2026	2027	2028	2029	2030	Total
Construction/Maintenance	2,122,738	0	0	0	0	2,122,738
Total	2,122,738	0	0	0	0	2,122,738

Funding Sources	2026	2027	2028	2029	2030	Total
Bonded Dollars	1,550,511	0	0	0	0	1,550,511
Franchise Fees	387,200	0	0	0	0	387,200
Stormwater Fund	131,369	0	0	0	0	131,369
Water Fund	27,754	0	0	0	0	27,754
Waste Water Fund	25,904	0	0	0	0	25,904
Total	2,122,738	0	0	0	0	2,122,738



2026 thru 2030

# Capital Improvement Plan

City of Northfield

Project # E-2026-003  
Project Name Spring Creek Road Reconstruction

Total Project Cost \$2,406,218      Department Engineering Division  
Type Improvement      Category Capital Improvement Plan (CIP)  
Priority 2 Very Important      Status Active  
Useful Life 40 years

Description  
Spring Creek Road Reconstruction from Woodley Street to Huron Court

Expenditures	2026	2027	2028	2029	2030	Total
Construction/Maintenance	2,406,218	0	0	0	0	2,406,218
Total	2,406,218	0	0	0	0	2,406,218

Funding Sources	2026	2027	2028	2029	2030	Total
MSA	1,887,468	0	0	0	0	1,887,468
Water Fund	489,302	0	0	0	0	489,302
Franchise Fees	25,600	0	0	0	0	25,600
Waste Water Fund	3,848	0	0	0	0	3,848
Total	2,406,218	0	0	0	0	2,406,218



2026 thru 2030

# Capital Improvement Plan

City of Northfield

Project # E-2026-004  
Project Name Fremouw Avenue Railroad Crossing Medians

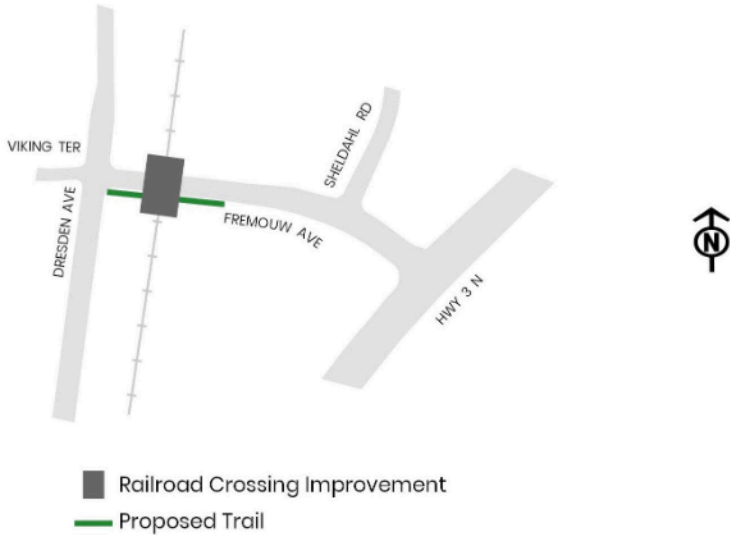
Total Project Cost	\$290,000	Department	Engineering Division
Type	Improvement	Category	Capital Improvement Plan (CIP)
Priority	2 Very Important	Status	Active
Useful Life	40 years		

Description  
Quiet Zone infrastructure installation

Justification  
Required Quiet Zone infrastructure installations.

Expenditures	2026	2027	2028	2029	2030	Total
Construction/Maintenance	290,000	0	0	0	0	290,000
Total	290,000	0	0	0	0	290,000

Funding Sources	2026	2027	2028	2029	2030	Total
Bonded Dollars	290,000	0	0	0	0	290,000
Total	290,000	0	0	0	0	290,000



2026 thru 2030

# Capital Improvement Plan

## City of Northfield

Project # E-2026-005  
Project Name Mill Towns Trail-Prairie Street to Woodley Street

Total Project Cost	\$1,169,885	Department	Engineering Division
Type	New Infrastructure	Category	Capital Improvement Plan (CIP)
Priority	1 Critical	Status	Active
Useful Life	40 years		

Description  
Mill Towns Trail Segment "C" - Prarire Street to Woodley Street

Justification  
Strategic Plan Trail Segment

Expenditures	2026	2027	2028	2029	2030	Total
Construction/Maintenance	1,169,885	0	0	0	0	1,169,885
Total	1,169,885	0	0	0	0	1,169,885

Funding Sources	2026	2027	2028	2029	2030	Total
Other	750,000	0	0	0	0	750,000
Bonded Dollars	419,885	0	0	0	0	419,885
Total	1,169,885	0	0	0	0	1,169,885



2026 thru 2030

# Capital Improvement Plan

City of Northfield

Project # E-2026-006  
Project Name Prairie Street Sidewalk

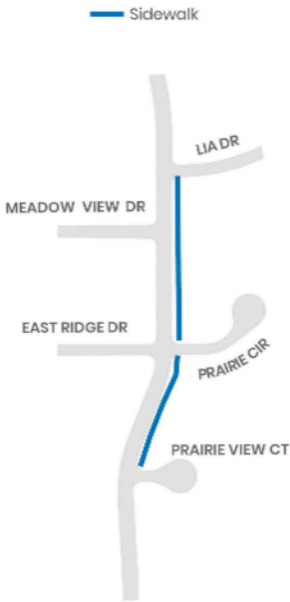
Total Project Cost	\$180,468	Department	Engineering Division
Type	New Infrastructure	Category	Capital Improvement Plan (CIP)
Priority	1 Critical	Status	Active
Useful Life	75 years		

Description  
New sidewalk on the east side of Prairie Street from Prairie View Court to Lia Drive

Justification  
High Priority Gap

Expenditures	2026	2027	2028	2029	2030	Total
Construction/Maintenance	180,468	0	0	0	0	180,468
Total	180,468	0	0	0	0	180,468

Funding Sources	2026	2027	2028	2029	2030	Total
Bonded Dollars	180,468	0	0	0	0	180,468
Total	180,468	0	0	0	0	180,468



2026 thru 2030

# Capital Improvement Plan

City of Northfield

Project # E-2026-007  
Project Name St. Olaf, 2nd & 3rd St Railroad Crossing Signal

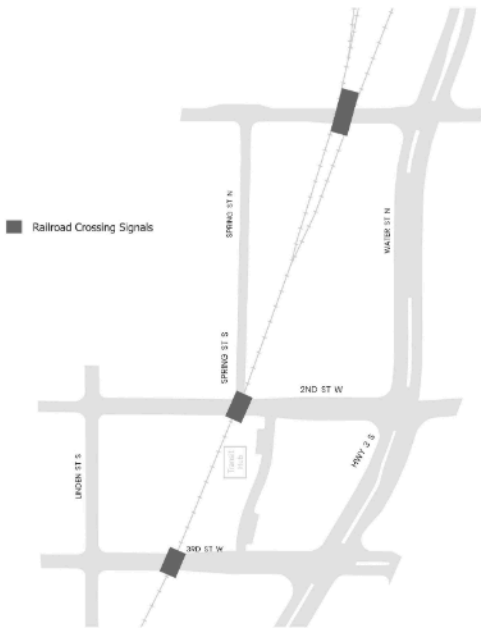
Total Project Cost	\$2,000,000	Department	Engineering Division
Type	Improvement	Category	Capital Improvement Plan (CIP)
Priority	2 Very Important	Status	Active
Useful Life	25 years		

**Description**

This project is in coordination with MnDOT to improve the railroad signal system through the section 130 program. This project will be cost shared 90% MnDOT Secion 130 Program, 5% City of Northfield, 5% Union Pacific.

Expenditures	2026	2027	2028	2029	2030	Total
Construction/Maintenance	2,000,000	0	0	0	0	2,000,000
Total	2,000,000	0	0	0	0	2,000,000

Funding Sources	2026	2027	2028	2029	2030	Total
Other	1,900,000	0	0	0	0	1,900,000
Capital Reserve Fund	100,000	0	0	0	0	100,000
Total	2,000,000	0	0	0	0	2,000,000



Capital Improvement Plan  
City of Northfield

Project # E-2026-008  
Project Name 2026 Seal Coat

Total Project Cost \$116,630  
Type Maintenance  
Priority 2 Very Important  
Useful Life 10 years

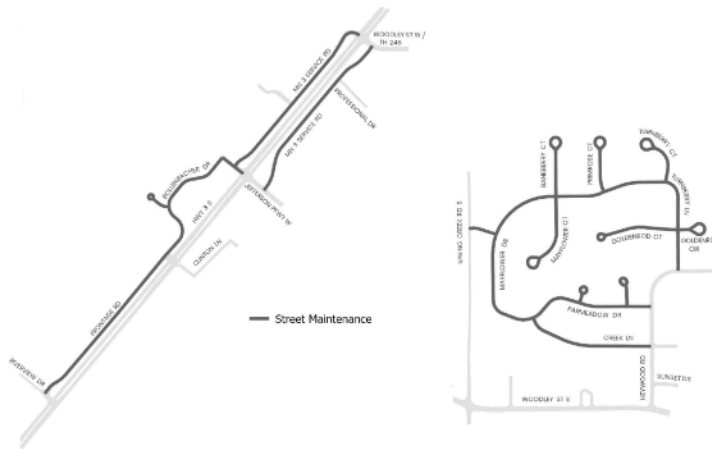
Department Engineering Division  
Category Capital Improvement Plan (CIP)  
Status Active

Description

Seal Coat on the West Frontage Road, Bollenbacher Drive, Jefferson Parkway, Bollenbacher Court, East Frontage Road, Mayflower Drive, Parmeadow Drive, Creek Lane, Mayflower Court, Baneberry Court, Primrose Court, Turnberry Court, Goldenrod Court, Goldenrod Circle, Clover Court, Crocus Court

Expenditures	2026	2027	2028	2029	2030	Total
Construction/Maintenance	116,630	0	0	0	0	116,630
Total	116,630	0	0	0	0	116,630

Funding Sources	2026	2027	2028	2029	2030	Total
MSA	116,630	0	0	0	0	116,630
Total	116,630	0	0	0	0	116,630





2026 thru 2030

# Capital Improvement Plan

City of Northfield

Project # E-2026-009  
Project Name Spring Street Cul-de-sac

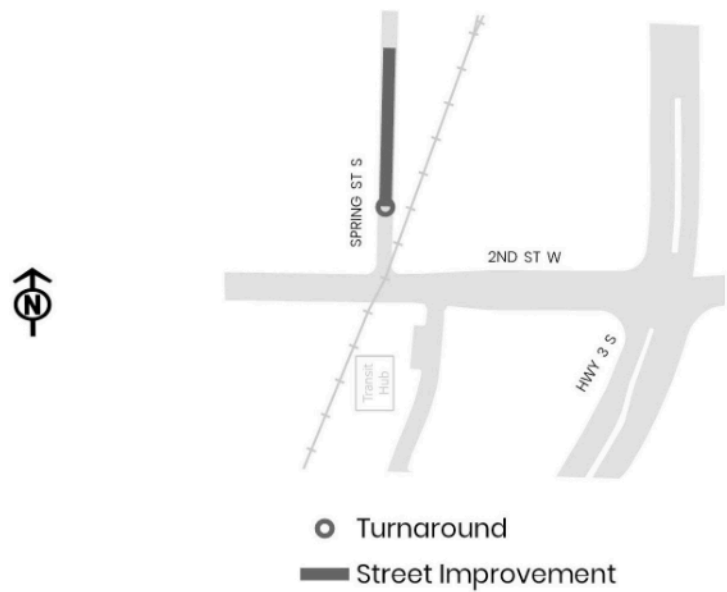
Total Project Cost \$500,000      Department Engineering Division  
Type Improvement      Category Capital Improvement Plan (CIP)  
Priority 2 Very Important      Status Active

Description

A Cul-de-sac on the south end of Spring Street near Second Street. This is required in order to apply and receive a railroad quiet zone. A pedestrian/bike thorough access will be include

Expenditures	2026	2027	2028	2029	2030	Total
Construction/Maintenance	500,000	0	0	0	0	500,000
Total	500,000	0	0	0	0	500,000

Funding Sources	2026	2027	2028	2029	2030	Total
Bonded Dollars	500,000	0	0	0	0	500,000
Total	500,000	0	0	0	0	500,000



2026 thru 2030

# Capital Improvement Plan

City of Northfield

Project # E-2026-010  
Project Name Jefferson Parkway Trail

Total Project Cost	\$260,686	Department	Engineering Division
Type	Improvement	Category	Capital Improvement Plan (CIP)
Priority	2 Very Important	Status	Active
Useful Life	40 years		

Description

New trail installation on Jefferson Parkway from Prairie Street to Spring Creek Road

Expenditures	2026	2027	2028	2029	2030	Total
Construction/Maintenance	260,686	0	0	0	0	260,686
Total	260,686	0	0	0	0	260,686

Funding Sources	2026	2027	2028	2029	2030	Total
Bonded Dollars	260,686	0	0	0	0	260,686
Total	260,686	0	0	0	0	260,686



2026 thru 2030

# Capital Improvement Plan

City of Northfield

Project # E-2026-011  
Project Name Sechler Park Trail (MTST)

Total Project Cost	\$700,000	Department	Engineering Division
Type	Maintenance	Category	Capital Improvement Plan (CIP)
Priority	2 Very Important	Status	Active
Useful Life	25 years		

Description

Replace Mill Towns Trail from Laurel Court to Armstrong Road

Expenditures	2026	2027	2028	2029	2030	Total
Construction/Maintenance	700,000	0	0	0	0	700,000
Total	700,000	0	0	0	0	700,000

Funding Sources	2026	2027	2028	2029	2030	Total
Grant	500,000	0	0	0	0	500,000
Park Fund	100,000	0	0	0	0	100,000
Capital Reserve Fund	100,000	0	0	0	0	100,000
Total	700,000	0	0	0	0	700,000



2026 thru 2030

# Capital Improvement Plan

## City of Northfield

Project # E-2027-001  
Project Name 2027 Reclamation Project

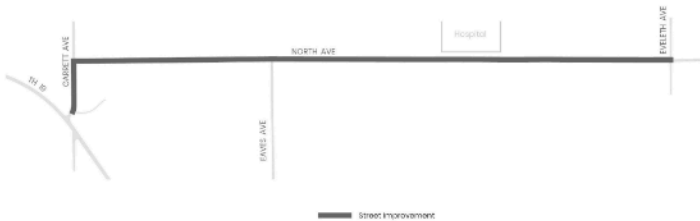
Total Project Cost	\$2,054,448	Department	Engineering Division
Type	Maintenance	Category	Capital Improvement Plan (CIP)
Priority	1 Critical	Status	Active
Useful Life	25 years		

Description

Pavement Reclamation North Avenue and Decker Avenue.

Expenditures	2026	2027	2028	2029	2030	Total
Construction/Maintenance	0	2,054,448	0	0	0	2,054,448
Total	0	2,054,448	0	0	0	2,054,448

Funding Sources	2026	2027	2028	2029	2030	Total
Franchise Fees	0	1,100,000	0	0	0	1,100,000
Bonded Dollars	0	771,841	0	0	0	771,841
Stormwater Fund	0	80,634	0	0	0	80,634
Water Fund	0	65,321	0	0	0	65,321
Waste Water Fund	0	36,652	0	0	0	36,652
Total	0	2,054,448	0	0	0	2,054,448



2026 thru 2030

Capital Improvement Plan

City of Northfield

Project #	E-2027-006
Project Name	2027 Seal Coat

Total Project Cost	\$38,184	Department	Engineering Division
Type	Maintenance	Category	Capital Improvement Plan (CIP)
Priority	2 Very Important	Status	Active

Description

Division Street from Eighth Street to Sixth Street, Seventh Street from Water Street to Washington Street, Washington Street from Second Street to Woodley Street

Justification

This scheduled maintenance is necessary to maintain the PCI ratings set forth by the Strategic Plan.

Expenditures	2026	2027	2028	2029	2030	Total
Construction/Maintenance	0	38,184	0	0	0	38,184
Total	0	38,184	0	0	0	38,184

Funding Sources	2026	2027	2028	2029	2030	Total
MSA	0	38,184	0	0	0	38,184
Total	0	38,184	0	0	0	38,184



City of Northfield

Total Project Cost	\$1,106,626	Contact	Public Works Director
Department	Engineering Division	Type	New Infrastructure
Category	Capital Improvement Plan (CIP)	Priority	2 Very Important
Status	Active	Useful Life	25 years

Reconstruction of TH 19 from TH 3 to Decker Avenue.

MnDOT led project.

Funding Sources	2026	2027	2028	2029	2030	Total
Bonded Dollars	0	0	500,000	0	0	500,000
Stormwater Fund	0	0	407,921	0	0	407,921
Water Fund	0	0	138,195	0	0	138,195
Waste Water Fund	0	0	60,510	0	0	60,510
<b>Total</b>	<b>0</b>	<b>0</b>	<b>1,106,626</b>	<b>0</b>	<b>0</b>	<b>1,106,626</b>



2026 thru 2030

# Capital Improvement Plan

City of Northfield

Project # E-2028-002  
Project Name 2028 Street Reclamation Project

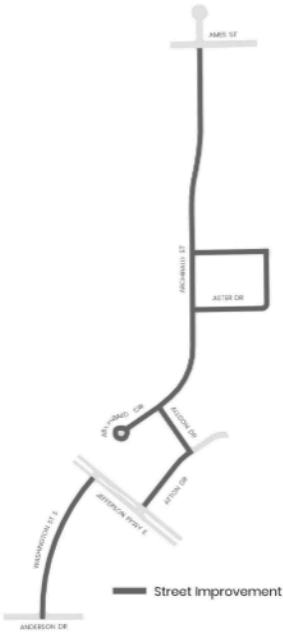
Total Project Cost	\$1,313,290	Department	Engineering Division
Type	Improvement	Category	Capital Improvement Plan (CIP)
Priority	2 Very Important	Status	Active
Useful Life	25 years		

Description

Street Reclamation on Archibald Street, Archibald Circle, Allison Drive, Aster Drive, Afton Street and Washington Street

Expenditures	2026	2027	2028	2029	2030	Total
Construction/Maintenance	0	0	1,313,290	0	0	1,313,290
Total	0	0	1,313,290	0	0	1,313,290

Funding Sources	2026	2027	2028	2029	2030	Total
Franchise Fees	0	0	945,449	0	0	945,449
Water Fund	0	0	211,168	0	0	211,168
Stormwater Fund	0	0	107,713	0	0	107,713
Waste Water Fund	0	0	48,960	0	0	48,960
Total	0	0	1,313,290	0	0	1,313,290



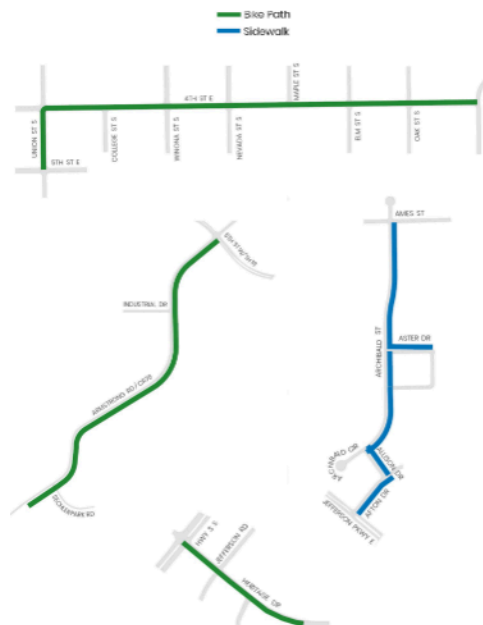


City of Northfield

Total Project Cost	\$2,115,986	Contact	Public Works Director
Department	Engineering Division	Type	New Infrastructure
Category	Capital Improvement Plan (CIP)	Priority	2 Very Important
Status	Active	Useful Life	50 years

Sidewalk gaps on Armstrong Road, Archibald Street, Allison Drive, Aster Drive, Afton Street, and quick build protected 2-way bikeways on Heritage Drive and Fourth Street

Funding Sources	2026	2027	2028	2029	2030	Total
Bonded Dollars	0	0	1,961,435	0	0	1,961,435
Franchise Fees	0	0	154,551	0	0	154,551
<b>Total</b>	<b>0</b>	<b>0</b>	<b>2,115,986</b>	<b>0</b>	<b>0</b>	<b>2,115,986</b>



2026 thru 2030

# Capital Improvement Plan

City of Northfield

Project # E-2028-004  
Project Name TH 19 Trail

Total Project Cost	\$2,342,600	Department	Engineering Division
Type	New Infrastructure	Category	Capital Improvement Plan (CIP)
Priority	1 Critical	Status	Active
Useful Life	25 years		

Description

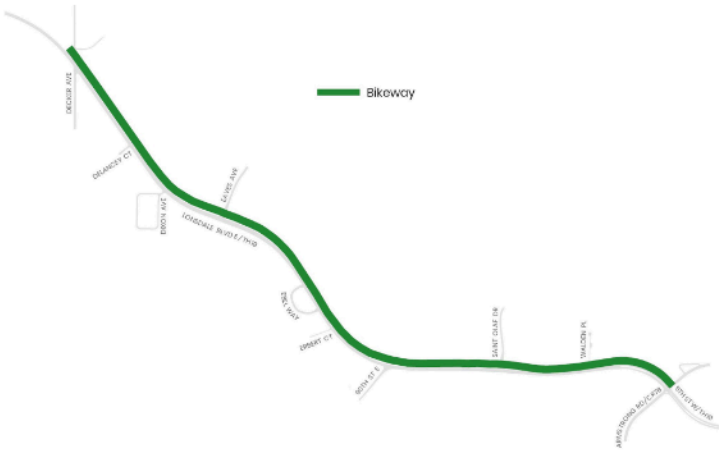
Trail segment along the north side of TH 19 from Armstrong Road to Decker Avenue. The City of Northfield has been awarded a Transportation Alternatives Program (TAP) Grant for a portion of the project. There currently is a funding gap to build the trail all the way to Decker Avenue. City Staff is still exploring additional grant opportunities to fill the funding gap.

Justification

This trail is identified in the City of Northfield Ped Bike and Trail System Plan as an Off-street Trail/Path

Expenditures	2026	2027	2028	2029	2030	Total
Construction/Maintenance	0	0	2,342,600	0	0	2,342,600
Total	0	0	2,342,600	0	0	2,342,600

Funding Sources	2026	2027	2028	2029	2030	Total
Other	0	0	1,250,387	0	0	1,250,387
Grant	0	0	1,092,213	0	0	1,092,213
Total	0	0	2,342,600	0	0	2,342,600



2026 thru 2030

# Capital Improvement Plan

City of Northfield

Project #	E-2028-005		
Project Name	Compost Site Emergency Exit		
Total Project Cost	\$1,000,000	Department	Engineering Division
Type	Improvement	Category	Capital Improvement Plan (CIP)
Priority	3 Important	Status	Active

Description

This project will add an emergency exit from the Compost Site to Sechler Park Road. The compost site access near the railroad switching yard by Post Holdings, and during train car switching resident get trapped at the site and cannot exit.

Expenditures	2026	2027	2028	2029	2030	Total
Construction/Maintenance	0	0	1,000,000	0	0	1,000,000
Total	0	0	1,000,000	0	0	1,000,000
Funding Sources	2026	2027	2028	2029	2030	Total
Garbage Fund	0	0	1,000,000	0	0	1,000,000
Total	0	0	1,000,000	0	0	1,000,000



2026 thru 2030

# Capital Improvement Plan

City of Northfield

Project # E-2028-007  
Project Name Armstrong Road Reclamation

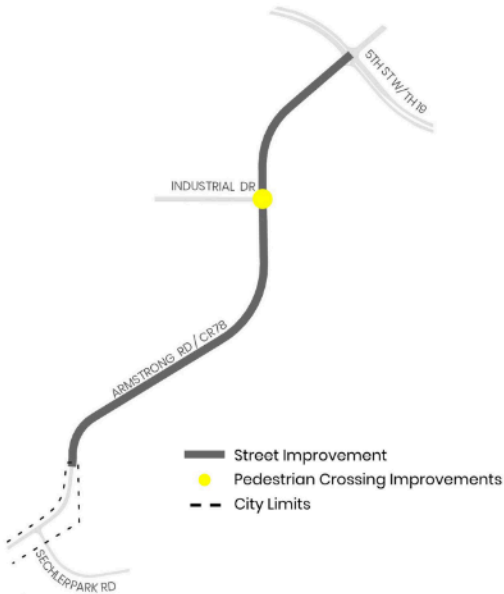
Total Project Cost	\$1,050,940	Department	Engineering Division
Type	Improvement	Category	Capital Improvement Plan (CIP)
Priority	2 Very Important	Status	Active
Useful Life	25 years		

Description

Pavement Reclamation on Armstrong Road from TH 19 to the City Limits. This project will be completed in conjunction with Rice County's CSAH 78 Project

Expenditures	2026	2027	2028	2029	2030	Total
Construction/Maintenance	0	0	1,050,940	0	0	1,050,940
Total	0	0	1,050,940	0	0	1,050,940

Funding Sources	2026	2027	2028	2029	2030	Total
Bonded Dollars	0	0	871,121	0	0	871,121
Stormwater Fund	0	0	79,100	0	0	79,100
Water Fund	0	0	64,764	0	0	64,764
Waste Water Fund	0	0	35,955	0	0	35,955
Total	0	0	1,050,940	0	0	1,050,940



2026 thru 2030

# Capital Improvement Plan

City of Northfield

Project # E-2028-008  
Project Name Armstrong Road Reconstruction

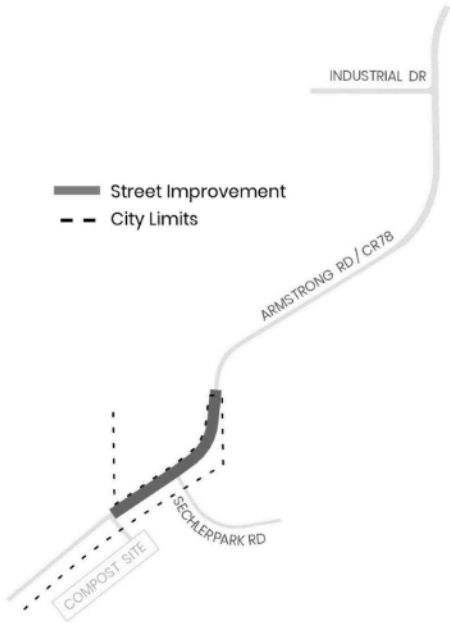
Total Project Cost	\$1,827,604	Department	Engineering Division
Type	Improvement	Category	Capital Improvement Plan (CIP)
Priority	2 Very Important	Status	Active
Useful Life	25 years		

Description

Reconstrucion of Armstrong Road from the City Limits to the Compost Site. This project will be completed in conjunction with Rice County CSAH 78 Reconstruction

Expenditures	2026	2027	2028	2029	2030	Total
Construction/Maintenance	0	0	1,827,604	0	0	1,827,604
Total	0	0	1,827,604	0	0	1,827,604

Funding Sources	2026	2027	2028	2029	2030	Total
Rice County	0	0	723,374	0	0	723,374
Bonded Dollars	0	0	591,851	0	0	591,851
Water Fund	0	0	512,379	0	0	512,379
Total	0	0	1,827,604	0	0	1,827,604



2026 thru 2030

# Capital Improvement Plan

## City of Northfield

Project # E-2028-009  
Project Name TH 246 Reconstruction

Total Project Cost	\$24,436,930	Contact	Public Works Director
Department	Engineering Division	Type	New Infrastructure
Category	Capital Improvement Plan (CIP)	Priority	1 Critical
Status	Active	Useful Life	50 years

Description

TH 246 Reconstruction from TH 3 to Jefferson Parkway

Expenditures	2026	2027	2028	2029	2030	Total
Unassigned	0	0	24,436,930	0	0	24,436,930
Total	0	0	24,436,930	0	0	24,436,930

Funding Sources	2026	2027	2028	2029	2030	Total
Grant	0	0	22,210,000	0	0	22,210,000
Stormwater Fund	0	0	898,830	0	0	898,830
Water Fund	0	0	874,850	0	0	874,850
Waste Water Fund	0	0	453,250	0	0	453,250
Total	0	0	24,436,930	0	0	24,436,930

2026 thru 2030

# Capital Improvement Plan

City of Northfield

Project # E-2029-001  
Project Name 2029 Reclamation Project

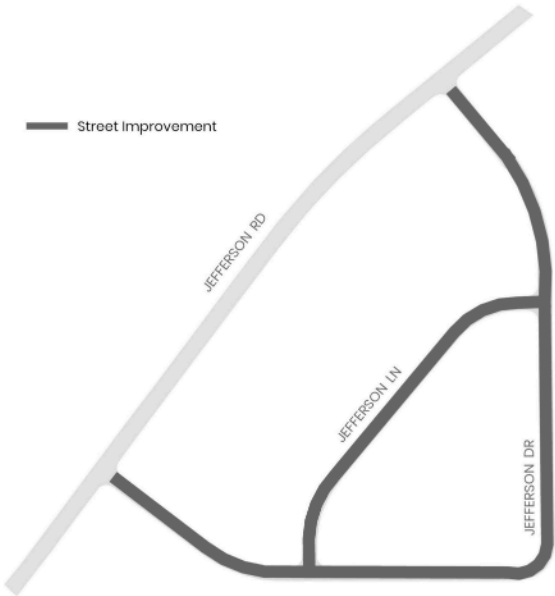
Total Project Cost	\$1,538,732	Department	Engineering Division
Type	Improvement	Category	Capital Improvement Plan (CIP)
Priority	2 Very Important	Status	Active
Useful Life	40 years		

Description  
Pavement Reclamation on Jefferson Drive and Jefferson Lane.

Justification  
This project area has been identified Public Works personnel as a likely candidate for a pavement reclamation based on the current pavement condition, and the current condition of the existing utilities.

Expenditures	2026	2027	2028	2029	2030	Total
Construction/Maintenance	0	0	0	1,538,732	0	1,538,732
Total	0	0	0	1,538,732	0	1,538,732

Funding Sources	2026	2027	2028	2029	2030	Total
Bonded Dollars	0	0	0	1,085,667	0	1,085,667
Franchise Fees	0	0	0	275,000	0	275,000
Stormwater Fund	0	0	0	78,136	0	78,136
Water Fund	0	0	0	64,413	0	64,413
Waste Water Fund	0	0	0	35,516	0	35,516
Total	0	0	0	1,538,732	0	1,538,732



2026 thru 2030

# Capital Improvement Plan

City of Northfield

Project # E-2029-002  
Project Name Water Street Mill and Overlay

Total Project Cost	\$756,205	Department	Engineering Division
Type	Improvement	Category	Capital Improvement Plan (CIP)
Priority	2 Very Important	Status	Active
Useful Life	15 years		

Description

Mill and Overlay on Water Street from Fifth Street to Woodley Street. Project will also include Crossing Improvements at the intersections of Fifth Street, Sixth Street and Eighth Street

Expenditures	2026	2027	2028	2029	2030	Total
Construction/Maintenance	0	0	0	756,205	0	756,205
Total	0	0	0	756,205	0	756,205

Funding Sources	2026	2027	2028	2029	2030	Total
Bonded Dollars	0	0	0	382,139	0	382,139
Franchise Fees	0	0	0	275,000	0	275,000
Stormwater Fund	0	0	0	70,337	0	70,337
Water Fund	0	0	0	14,860	0	14,860
Waste Water Fund	0	0	0	13,869	0	13,869
Total	0	0	0	756,205	0	756,205





2026 thru 2030

# Capital Improvement Plan

## City of Northfield

Project # E-2029-003  
Project Name Spring Creek Road Reclamation

Total Project Cost	\$1,342,706	Department	Engineering Division
Type	Improvement	Category	Capital Improvement Plan (CIP)
Priority	2 Very Important	Status	Active
Useful Life	40 years		

Description  
Pavement Reclamation from Woodley Street to Wall Street Road

Justification  
This project area has been identified Public Works personnel as a likely candidate for a pavement reclamation based on the current pavement condition, and the current condition of the existing utilities.

Expenditures	2026	2027	2028	2029	2030	Total
Construction/Maintenance	0	0	0	1,342,706	0	1,342,706
Total	0	0	0	1,342,706	0	1,342,706

Funding Sources	2026	2027	2028	2029	2030	Total
Bonded Dollars	0	0	0	512,639	0	512,639
Water Fund	0	0	0	444,709	0	444,709
Franchise Fees	0	0	0	275,000	0	275,000
Stormwater Fund	0	0	0	75,871	0	75,871
Waste Water Fund	0	0	0	34,487	0	34,487
Total	0	0	0	1,342,706	0	1,342,706

2026 thru 2030

# Capital Improvement Plan

## City of Northfield

Project #	E-2029-004		
Project Name	Eaves Avenue Mill and Overlay		

Total Project Cost	\$581,491	Department	Engineering Division
Type	Improvement	Category	Capital Improvement Plan (CIP)
Priority	2 Very Important	Status	Active
Useful Life	15 years		

Description

Pavement Mill and Overlay on Eaves Avenue from North Avenue to TH 19

Justification

This road segment has been identified by Public Works personnel as a likely candidate for a 2" mill and overlay based on the current pavement condition and the current condition of the existing utilities.

Expenditures	2026	2027	2028	2029	2030	Total
Construction/Maintenance	0	0	0	581,491	0	581,491
Total	0	0	0	581,491	0	581,491

Funding Sources	2026	2027	2028	2029	2030	Total
Franchise Fees	0	0	0	275,000	0	275,000
Bonded Dollars	0	0	0	265,585	0	265,585
Stormwater Fund	0	0	0	40,906	0	40,906
Total	0	0	0	581,491	0	581,491



2026 thru 2030

Capital Improvement Plan

City of Northfield

Project # E-2029-005

Project Name 2029 Seal Coat

Total Project Cost	\$150,746	Department	Engineering Division
Type	Maintenance	Category	Capital Improvement Plan (CIP)
Priority	2 Very Important	Status	Active
Useful Life	10 years		

Description

Seal Coat - NW Area

Expenditures	2026	2027	2028	2029	2030	Total
Construction/Maintenance	0	0	0	150,746	0	150,746
Total	0	0	0	150,746	0	150,746

Funding Sources	2026	2027	2028	2029	2030	Total
MSA	0	0	0	150,746	0	150,746
Total	0	0	0	150,746	0	150,746



2026 thru 2030

# Capital Improvement Plan

City of Northfield

Project # E-2029-006  
Project Name 2029 Sidewalk Improvements

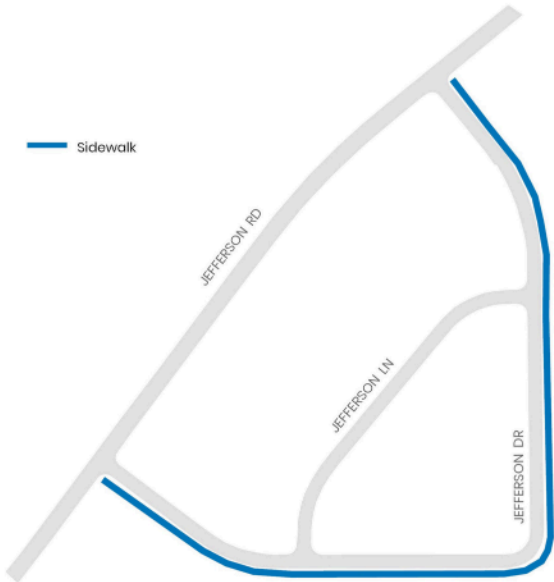
Total Project Cost	\$415,680	Department	Engineering Division
Type	New Infrastructure	Category	Capital Improvement Plan (CIP)
Priority	1 Critical	Status	Active
Useful Life	40 years		

Description

High Priority Sidewalk Gap on Jefferson Drive from Jefferson Road to Jefferson Road.

Expenditures	2026	2027	2028	2029	2030	Total
Construction/Maintenance	0	0	0	415,680	0	415,680
Total	0	0	0	415,680	0	415,680

Funding Sources	2026	2027	2028	2029	2030	Total
Bonded Dollars	0	0	0	415,680	0	415,680
Total	0	0	0	415,680	0	415,680



2026 thru 2030

# Capital Improvement Plan

City of Northfield

Project # E-2030-001  
Project Name Jefferson Road Mill and Overlay

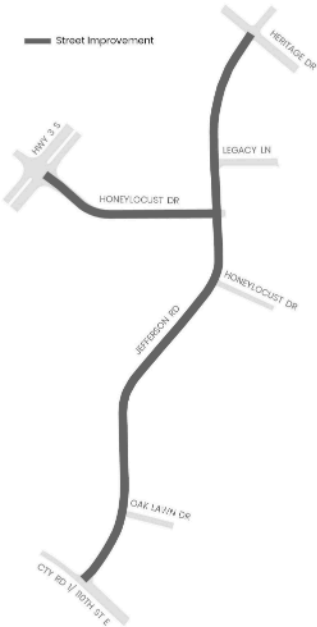
Total Project Cost	\$2,189,636	Department	Engineering Division
Type	Improvement	Category	Capital Improvement Plan (CIP)
Priority	2 Very Important	Status	Active
Useful Life	15 years		

Description

Mill and Overlay on Jefferson Road from Heritage Drive to CSAH 1 and on HoneyLocust Drive from TH 3 to Jefferson Road

Expenditures	2026	2027	2028	2029	2030	Total
Construction/Maintenance	0	0	0	0	2,189,636	2,189,636
Total	0	0	0	0	2,189,636	2,189,636

Funding Sources	2026	2027	2028	2029	2030	Total
Bonded Dollars	0	0	0	0	1,405,379	1,405,379
MSA	0	0	0	0	509,756	509,756
Stormwater Fund	0	0	0	0	150,976	150,976
Waste Water Fund	0	0	0	0	68,625	68,625
Water Fund	0	0	0	0	54,900	54,900
Franchise Fees	0	0	0	0	0	0
Total	0	0	0	0	2,189,636	2,189,636



Capital Improvement Plan  
City of Northfield

Project # E-2030-002  
Project Name Greenvale Avenue Mill and Overlay

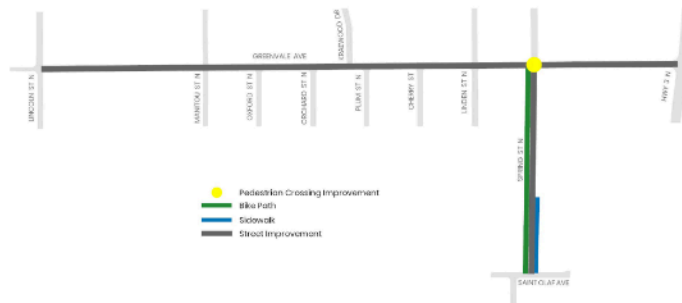
Total Project Cost \$1,272,546  
Type Improvement  
Priority 2 Very Important  
Useful Life 15 years  
Department Engineering Division  
Category Capital Improvement Plan (CIP)  
Status Active

Description

Mill and Overlay on Greenvale Avenue from TH 3 to Lincoln Street and Spring Street from Greenvale Avenue to St. Olaf Avenue. Project also includes a Crossing Improvement at Greenvale Avenue and Spring Street intersection.

Expenditures	2026	2027	2028	2029	2030	Total
Construction/Maintenance	0	0	0	0	1,272,546	1,272,546
Total	0	0	0	0	1,272,546	1,272,546

Funding Sources	2026	2027	2028	2029	2030	Total
Bonded Dollars	0	0	0	0	956,169	956,169
MSA	0	0	0	0	224,433	224,433
Stormwater Fund	0	0	0	0	50,569	50,569
Waste Water Fund	0	0	0	0	22,986	22,986
Water Fund	0	0	0	0	18,389	18,389
Total	0	0	0	0	1,272,546	1,272,546



2026 thru 2030

# Capital Improvement Plan

City of Northfield

Project # E-2030-003  
Project Name Cannon Valley Drive Mill and Overlay

Total Project Cost	\$402,153	Department	Engineering Division
Type	Improvement	Category	Capital Improvement Plan (CIP)
Priority	2 Very Important	Status	Active
Useful Life	15 years		

Description

Mill and Overlay on Cannon Valley Drive from 600' North of Lupine Drive to Thyre Parkway

Expenditures	2026	2027	2028	2029	2030	Total
Construction/Maintenance	0	0	0	0	402,153	402,153
Total	0	0	0	0	402,153	402,153

Funding Sources	2026	2027	2028	2029	2030	Total
Bonded Dollars	0	0	0	0	336,438	336,438
Stormwater Fund	0	0	0	0	36,143	36,143
Waste Water Fund	0	0	0	0	16,429	16,429
Water Fund	0	0	0	0	13,143	13,143
Franchise Fees	0	0	0	0	0	0
Total	0	0	0	0	402,153	402,153



2026 thru 2030

# Capital Improvement Plan

City of Northfield

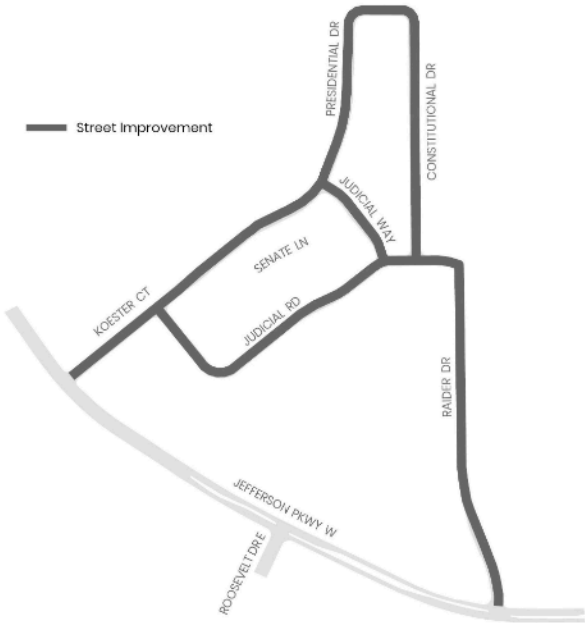
Project # E-2030-004  
Project Name Presidential Commons Mill and Overlay

Total Project Cost \$1,146,784      Department Engineering Division  
Type Improvement      Category Capital Improvement Plan (CIP)  
Priority 2 Very Important      Status Active  
Useful Life 15 years

Description  
Mill and Overlay on Koester Court, Presidential Drive, Judicial Road, Judicial Way, and Constitutional Drive

Expenditures	2026	2027	2028	2029	2030	Total
Construction/Maintenance	0	0	0	0	1,146,784	1,146,784
Total	0	0	0	0	1,146,784	1,146,784

Funding Sources	2026	2027	2028	2029	2030	Total
Bonded Dollars	0	0	0	0	962,660	962,660
Stormwater Fund	0	0	0	0	101,268	101,268
Waste Water Fund	0	0	0	0	46,031	46,031
Water Fund	0	0	0	0	36,825	36,825
Franchise Fees	0	0	0	0	0	0
Total	0	0	0	0	1,146,784	1,146,784





2026 thru 2030

# Capital Improvement Plan

City of Northfield

Project # E-2030-006  
Project Name 2029 Sidewalk/Trail Improvements

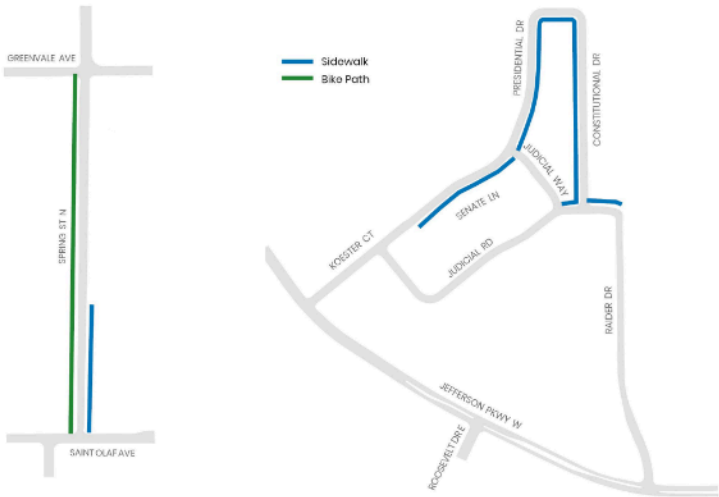
Total Project Cost	\$526,637	Department	Engineering Division
Type	New Infrastructure	Category	Capital Improvement Plan (CIP)
Priority	2 Very Important	Status	Active
Useful Life	40 years		

Description

High Priortiy Sidewalk and Trail Gaps

Expenditures	2026	2027	2028	2029	2030	Total
Construction/Maintenance	0	0	0	0	526,637	526,637
Total	0	0	0	0	526,637	526,637

Funding Sources	2026	2027	2028	2029	2030	Total
Bonded Dollars	0	0	0	0	526,637	526,637
Total	0	0	0	0	526,637	526,637



2026 thru 2030

**Capital Improvement Plan**

City of Northfield



Project #	NCRC 2024-01		
Project Name	Exterior Painting		
Total Project Cost	\$10,000	Department	NCRC
Type	Improvement	Category	Capital Improvement Plan (CIP)
Priority	3 Important	Status	Active

Description

Exterior Building Painting of fascia.

Justification

The paint on the fascia boards is faded and peeling. Some of the fascia boards are rotten and will need to be replaced.

Expenditures	2026	2027	2028	2029	2030	Total
Construction/Maintenance	0	10,000	0	0	0	10,000
Total	0	10,000	0	0	0	10,000

Funding Sources	2026	2027	2028	2029	2030	Total
NCRC Fund	0	10,000	0	0	0	10,000
Total	0	10,000	0	0	0	10,000

2026 thru 2030

# Capital Improvement Plan

## City of Northfield

Project #	NCRC 2024-02		
Project Name	FiftyNorth Locker room updates		
Total Project Cost	\$50,000	Department	NCRC
Type	Improvement	Category	Capital Improvement Plan (CIP)
Priority	1 Critical	Status	Active

Description

Update both locker rooms at FiftyNorth. The plumbing fixtures, stall partitions, tile walls and flooring, benching would be replaced as part of the update.

Justification

The current fixtures and surfaces are in poor condition and are far beyond their useful life. Partitions and benches have significant rust, the tile and grout are in poor condition. The plumbing fixtures require frequent maintenance. There are currently no partitions in the shower area.

Expenditures	2026	2027	2028	2029	2030	Total
Construction/Maintenance	0	50,000	0	0	0	50,000
Total	0	50,000	0	0	0	50,000

Funding Sources	2026	2027	2028	2029	2030	Total
NCRC Fund	0	25,000	0	0	0	25,000
Capital Reserve Fund	0	25,000	0	0	0	25,000
Total	0	50,000	0	0	0	50,000

2026 thru 2030

Capital Improvement Plan

City of Northfield

Project #	NCRC-2024-02		
Project Name	NCRC-Air handling units replacement		
Total Project Cost	\$619,000	Department	NCRC
Type	Equipment	Category	Capital Improvement Plan (CIP)
Priority	1 Critical	Status	Active


Description

Replace the air handling units at the NCRC complex. The AHUs provide all of the heated and cooled air throughout the complex.

Justification

The air handling units supply heating and cooling to the facility and are past their useful life and need to be replaced. They are becoming more expensive to maintain, parts are getting harder to find and break downs are more frequent.

Expenditures	2026	2027	2028	2029	2030	Total
Equip/Vehicles/Furnishings	0	148,000	171,000	154,000	146,000	619,000
Total	0	148,000	171,000	154,000	146,000	619,000
Funding Sources	2026	2027	2028	2029	2030	Total
NCRC Fund	0	148,000	171,000	154,000	146,000	619,000
Total	0	148,000	171,000	154,000	146,000	619,000



Project #

NCRC-2024-05

Project Name

Replace VCT tile

Total Project Cost

\$65,000

Department

NCRC

Type

Maintenance

Category

Capital Improvement Plan (CIP)

Priority

2 Very Important

Status

Active

Description

Replace vinyl composite tile (VCT) tile in the youth wing with luxury vinyl tile (LVT) flooring in the Youth Wing of the NCRC

Justification

The VCT is in poor condition and is far past its useful life. Matching tiles are unable to be found and the maintenance costs are increasing. LVT requires much less maintenance and are more durable.


Expenditures	2026	2027	2028	2029	2030	Total
Construction/Maintenance	0	65,000	0	0	0	65,000
Total	0	65,000	0	0	0	65,000

Funding Sources	2026	2027	2028	2029	2030	Total
NCRC Fund	0	65,000	0	0	0	65,000
Total	0	65,000	0	0	0	65,000

2026 thru 2030

**Capital Improvement Plan**

City of Northfield



Project #	NCRC 2025-01		
Project Name	Chiller replacement		
Total Project Cost	\$188,000	Department	NCRC
Type	Equipment	Category	Capital Improvement Plan (CIP)
Priority	1 Critical	Status	Active
Useful Life	20 years		

**Description**

Replace Chiller at NCRC. The chiller provides the air conditioning for the entire NCRC complex.

**Justification**

The chiller is approaching the end of its useful life and has experienced increasing breakdowns that require repairs. The current unit also uses R-22 as its primary refrigerant which is currently being phased out in cooling applications.

Expenditures	2026	2027	2028	2029	2030	Total
Equip/Vehicles/Furnishings	0	188,000	0	0	0	188,000
Total	0	188,000	0	0	0	188,000

Funding Sources	2026	2027	2028	2029	2030	Total
NCRC Fund	0	188,000	0	0	0	188,000
Total	0	188,000	0	0	0	188,000



Project # NCRC-2025-03

Project Name Replace FiftyNorth entry and lobby carpet

Total Project Cost	\$21,000	Department	NCRC
Type	Improvement	Category	Capital Improvement Plan (CIP)
Priority	3 Important	Status	Active
Useful Life	12 years		

Description

Replace the carpet in the enrty and lobby of FiftyNorth.

Justification

The carpet in the lobby area is near the end of its useful life and is becoming increasingly difficult to maintain. Several areas are stained and matching tiles are unavailable.

Expenditures		2026	2027	2028	2029	2030	Total
Construction/Maintenance		0	21,000	0	0	0	21,000
Total		0	21,000	0	0	0	21,000

Funding Sources		2026	2027	2028	2029	2030	Total
NCRC Fund		0	21,000	0	0	0	21,000
Total		0	21,000	0	0	0	21,000

2026 thru 2030

**Capital Improvement Plan**

City of Northfield



Project # NCRC-2025-04

Project Name Polish terrazzo flooring

Total Project Cost	\$75,000	Department	NCRC
Type	Maintenance	Category	Capital Improvement Plan (CIP)
Priority	3 Important	Status	Active

Description

Mechanically polish the terrazzo flooring in the common areas.

Justification

The flooring finish is in poor condition and has been neglected for a number of years. Mechanically polishing the floor will improve the esthetics and eliminate the need for costly annual coatings.

Expenditures		2026	2027	2028	2029	2030	Total
Construction/Maintenance		0	75,000	0	0	0	75,000
Total		0	75,000	0	0	0	75,000


Funding Sources		2026	2027	2028	2029	2030	Total
NCRC Fund		0	75,000	0	0	0	75,000
Total		0	75,000	0	0	0	75,000



2026 thru 2030

# Capital Improvement Plan

City of Northfield



Project # NCRC-2025-06  
Project Name NCRC public restroom refurbishments

Total Project Cost	\$110,000	Department	NCRC
Type	Facility	Category	Capital Improvement Plan (CIP)
Priority	1 Critical	Status	Active

Description

Refurbish NCRC public restrooms. The refurbishments would include plumbing fixtures, partitions, sinks and vanity, and tile replacement.

Justification

The public restrooms are in poor condition and have original fixtures. The plumbing fixtures require frequent maintenance. The partitions and vanities are in rusted and worn beyond repair.

Expenditures	2026	2027	2028	2029	2030	Total
Construction/Maintenance	0	110,000	0	0	0	110,000
Total	0	110,000	0	0	0	110,000

Funding Sources	2026	2027	2028	2029	2030	Total
NCRC Fund	0	110,000	0	0	0	110,000
Total	0	110,000	0	0	0	110,000

Capital Improvement Plan  
City of Northfield



Project # NCRC-2026-002  
Project Name Patch and Paint interior

Total Project Cost	\$75,000	Contact	Facilities Manager
Department	NCRC	Type	Improvement
Category	Capital Improvement Plan (CIP)	Priority	2 Very Important
Status	Active	Useful Life	5 years

Description

Remove chair rails, wall paper and patch and paint the common areas of the NCRC.

Justification

The common area walls have not been painted in a number of years. The chair rail and wallpaper in most of the complex will be removed patched and painted. The removal of these items will give the building a more modern look and a fresh coat of paint will breathe new life into the complex.

Expenditures	2026	2027	2028	2029	2030	Total
Equip/Vehicles/Furnishings	0	75,000	0	0	0	75,000
Total	0	75,000	0	0	0	75,000

Funding Sources	2026	2027	2028	2029	2030	Total
NCRC Fund	0	75,000	0	0	0	75,000
Total	0	75,000	0	0	0	75,000

2026 thru 2030

# Capital Improvement Plan

City of Northfield



Project #	NCRC-2026-003		
Project Name	Replace acoustic ceiling tiles		
Total Project Cost	\$75,000	Contact	Facilities Manager
Department	NCRC	Type	Improvement
Category	Capital Improvement Plan (CIP)	Priority	2 Very Important
Status	Active	Useful Life	20 years

Description

Replace all of the acoustic ceiling tile in the NCRC complex.

Justification

The current acoustic ceiling tile is in poor condition and is at the end of its useful life. The current tile is no longer available and we are nearly out of attic stock for replacements. The design of the current tile is also difficult to keep clean.

Expenditures	2026	2027	2028	2029	2030	Total
Equip/Vehicles/Furnishings	0	75,000	0	0	0	75,000
Total	0	75,000	0	0	0	75,000
Funding Sources	2026	2027	2028	2029	2030	Total
NCRC Fund	0	75,000	0	0	0	75,000
Total	0	75,000	0	0	0	75,000

2026 thru 2030

# Capital Improvement Plan

City of Northfield



Project # NCRC 2027-01  
Project Name Boiler replacement

Total Project Cost	\$53,000	Department	NCRC
Type	Equipment	Category	Capital Improvement Plan (CIP)
Priority	1 Critical	Status	Active
Useful Life	20 years		

Description

Replace the current 4 boilers. The boilers provide all of the radiant heat in the complex.

Justification

The current boilers are nearing the end of their useful life and should be replaced to avoid down time and costly repairs.

Expenditures	2026	2027	2028	2029	2030	Total
Equip/Vehicles/Furnishings	0	53,000	0	0	0	53,000
Total	0	53,000	0	0	0	53,000

Funding Sources	2026	2027	2028	2029	2030	Total
NCRC Fund	0	53,000	0	0	0	53,000
Total	0	53,000	0	0	0	53,000

Capital Improvement Plan  
City of Northfield

Project #	NCRC-2029-001		
Project Name	Complete Solar buildout		
Total Project Cost	\$950,000	Contact	Facilities Manager
Department	NCRC	Type	Equipment
Category	Capital Improvement Plan (CIP)	Priority	4 Less Important
Status	Active	Useful Life	20 years

Description

Complete the photovoltaic rooftop solar array.

Justification

A 40 kw array was installed as part of the solar on public buildings program through the State of Minnesota. The NCRC requires a 350 kw array in order to be fully supplied with the electricity necessary to support the tacitly. The project falls in line with the Climate Action Plan and sustainable building policy.

Expenditures	2026	2027	2028	2029	2030	Total
Equip/Vehicles/Furnishings	0	0	0	0	950,000	950,000
Total	0	0	0	0	950,000	950,000
Funding Sources	2026	2027	2028	2029	2030	Total
NCRC Fund	0	0	0	0	950,000	950,000
Total	0	0	0	0	950,000	950,000

Capital Improvement Plan  
City of Northfield

Project #	NCRC-2030-001
Project Name	Install access control and security system

Total Project Cost	\$150,000	Contact	Facilities Manager
Department	NCRC	Type	Equipment
Category	Capital Improvement Plan (CIP)	Priority	2 Very Important
Status	Active	Useful Life	20 years

Description

Install electronic access control and security systems to the NCRC complex.

Justification

There is currently no electronic access control or security system in place at the NCRC. The tenants have varying hours and it is difficult to manage the differing security and access needs for each individual wing of the complex. Electronic access control would also reduce or eliminate most of the physical keys that are required for the tenants. There are a large number of volunteers that also require access to different parts of the complex. Maintain security is much easier and less costly with the electronic access system. Badges can be turned on and off as required and access is limited to specific areas.

Expenditures	2026	2027	2028	2029	2030	Total
Equip/Vehicles/Furnishings	0	0	0	0	150,000	150,000
Total	0	0	0	0	150,000	150,000

Funding Sources	2026	2027	2028	2029	2030	Total
NCRC Fund	0	0	0	0	150,000	150,000
Total	0	0	0	0	150,000	150,000

2026 thru 2030

**Capital Improvement Plan**

City of Northfield



Project # NCRC-2525-02

Project Name Replace Pool Deck

Total Project Cost	\$68,000	Department	NCRC
Type	Improvement	Category	Capital Improvement Plan (CIP)
Priority	3 Important	Status	Active
Useful Life	20 years		

Description

Replace the deck at the pool in FiftyNorth.

Justification

the pool deck is in poor condition and holds water. The improper sloping causes puddles on the deck which causes slip hazards and creates unsanitary conditions.

Expenditures	2026	2027	2028	2029	2030	Total
Construction/Maintenance	0	68,000	0	0	0	68,000
Total	0	68,000	0	0	0	68,000

Funding Sources	2026	2027	2028	2029	2030	Total
NCRC Fund	0	34,000	0	0	0	34,000
Capital Reserve Fund	0	34,000	0	0	0	34,000
Total	0	68,000	0	0	0	68,000

2026 thru 2030

# Capital Improvement Plan

City of Northfield

Project # P-2025-001  
Project Name Riverside Lions (7th St) Playground Replacement

Total Project Cost	\$450,000	Department	Park Division
Type	Improvement	Category	Capital Improvement Plan (CIP)
Priority	2 Very Important	Status	Active
Useful Life	20 years		

Supplemental Attachments

[Riverside.jpg](#)

Description

Replace the aging playground equipment at Riverside Lions (7th St) to better serve a wider range of ages and improve accessibility, as identified in the Parks and Recreation Capital Investment Plan adopted in 2023 and the Riverside Lions Long-Range Plan.

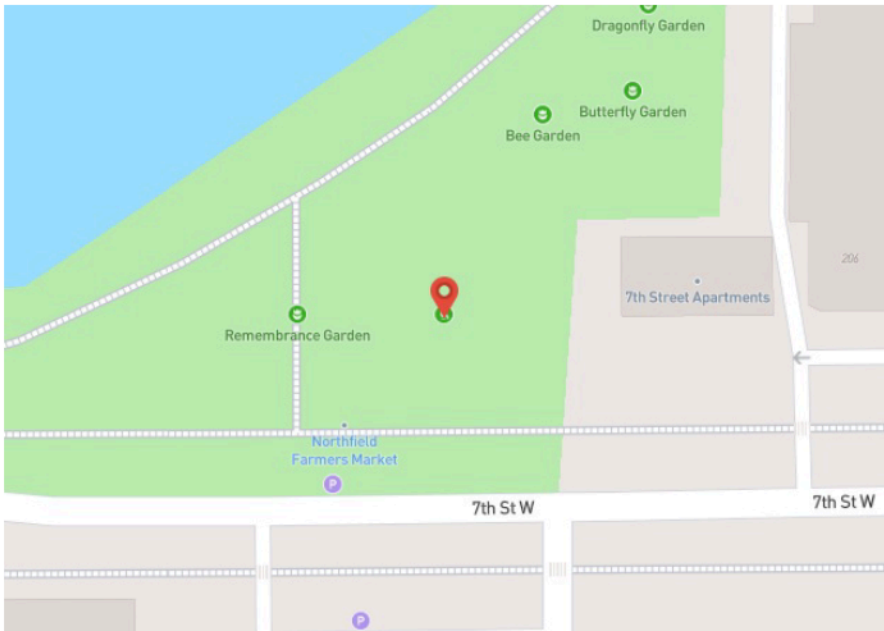
Justification

The existing playground has reached the end of its useful life and no longer meets current standards for accessibility and inclusive play. As the equipment continues to age, replacement parts become increasingly difficult to source, making timely repairs more challenging. New equipment will ensure a safe, high-quality play environment for the community.

Expenditures	2026	2027	2028	2029	2030	Total
Construction/Maintenance	450,000	0	0	0	0	450,000
Total	450,000	0	0	0	0	450,000

Funding Sources	2026	2027	2028	2029	2030	Total
Park Fund	450,000	0	0	0	0	450,000
Total	450,000	0	0	0	0	450,000

Location







2026 thru 2030

# Capital Improvement Plan

City of Northfield

Project # P-2026-001  
Project Name Dresden Hill Park Playground Replacement

Total Project Cost	\$300,000	Department	Park Division
Type	Improvement	Category	Capital Improvement Plan (CIP)
Priority	2 Very Important	Status	Active
Useful Life	20 years		

Description

Replace the aging playground equipment at Dresden Hill to better serve a wider range of ages and improve accessibility, as identified in the Parks and Recreation Capital Investment Plan adopted in 2023.

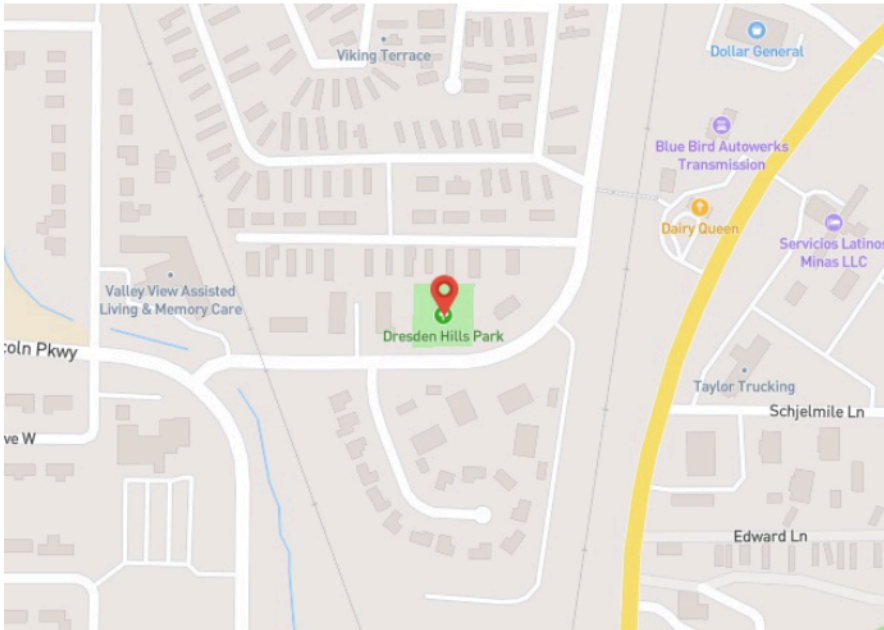
Justification

The existing playground has reached the end of its useful life and no longer meets current standards for accessibility and inclusive play. As the equipment continues to age, replacement parts become increasingly difficult to source, making timely repairs more challenging. New equipment will ensure a safe, high-quality play environment for the community.

Expenditures	2026	2027	2028	2029	2030	Total
Construction/Maintenance	300,000	0	0	0	0	300,000
Total	300,000	0	0	0	0	300,000

Funding Sources	2026	2027	2028	2029	2030	Total
Park Fund	300,000	0	0	0	0	300,000
Total	300,000	0	0	0	0	300,000

Location





2026 thru 2030

# Capital Improvement Plan

## City of Northfield

Project # P-2026-002  
Project Name Central Park Playground Replacement

Total Project Cost	\$185,000	Department	Park Division
Type	Improvement	Category	Capital Improvement Plan (CIP)
Priority	2 Very Important	Status	Active
Useful Life	20 years		

Description

Replace the aging playground equipment at Central Park to better serve a wider range of ages and improve accessibility, as identified in the Parks and Recreation Capital Investment Plan adopted in 2023.

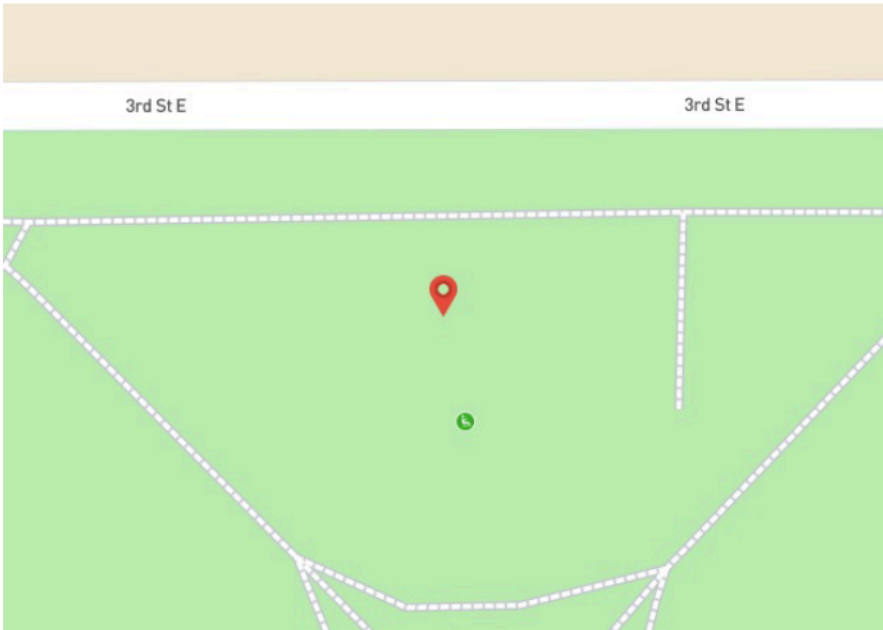
Justification

The existing playground has reached the end of its useful life and no longer meets current standards for accessibility and inclusive play. As the equipment continues to age, replacement parts become increasingly difficult to source, making timely repairs more challenging. New equipment will ensure a safe, high-quality play environment for the community.

Expenditures	2026	2027	2028	2029	2030	Total
Construction/Maintenance	185,000	0	0	0	0	185,000
Total	185,000	0	0	0	0	185,000

Funding Sources	2026	2027	2028	2029	2030	Total
Park Fund	185,000	0	0	0	0	185,000
Total	185,000	0	0	0	0	185,000

Location





2026 thru 2030

**Capital Improvement Plan**

City of Northfield

Project # P-2026-004

Project Name Skateboard Park Phase II

Total Project Cost \$500,000 Department Park Division

Type Improvement Category Capital Improvement Plan (CIP)

Priority 3 Important Status Active

Description

The city received a grant for the next phase of the skateboard park expansion.

Expenditures		2026	2027	2028	2029	2030	Total
Construction/Maintenance		500,000	0	0	0	0	500,000
Total		500,000	0	0	0	0	500,000
Funding Sources		2026	2027	2028	2029	2030	Total
Grant		500,000	0	0	0	0	500,000
Total		500,000	0	0	0	0	500,000

2026 thru 2030

**Capital Improvement Plan**

City of Northfield

Project # P-2026-005

Project Name Riverside Pickleball Court Fence

Total Project Cost \$40,000      Department Park Division

Type Improvement      Category Capital Improvement Plan (CIP)

Priority 3 Important      Status Active

Useful Life 25 years

Description

Install an 8 foot tall fence around the Pickleball Courts, along with a windscreen on the fence.

Expenditures		2026	2027	2028	2029	2030	Total
Construction/Maintenance		40,000	0	0	0	0	40,000
Total		40,000	0	0	0	0	40,000

Funding Sources		2026	2027	2028	2029	2030	Total
Park Fund		40,000	0	0	0	0	40,000
Total		40,000	0	0	0	0	40,000



2026 thru 2030

**Capital Improvement Plan**

City of Northfield

Project # P-2026-006

Project Name Parklet Furniture Downtown

Total Project Cost \$14,000

Type Improvement

Priority 4 Less Important

Department Park Division

Category Capital Improvement Plan (CIP)

Status Active

Description

This will replace the furniture on the existing parklet on the 300 block of Division St. New furniture will be sturdier and more age friendly.

Expenditures		2026	2027	2028	2029	2030	Total
Construction/Maintenance		14,000	0	0	0	0	14,000
Total		14,000	0	0	0	0	14,000
Funding Sources		2026	2027	2028	2029	2030	Total
Capital Reserve Fund		14,000	0	0	0	0	14,000
Total		14,000	0	0	0	0	14,000



2026 thru 2030

# Capital Improvement Plan

City of Northfield

Project # P-2027-001  
Project Name Oddfellows Park Playground & Gazebo Replacement

Total Project Cost	\$415,000	Department	Park Division
Type	Improvement	Category	Capital Improvement Plan (CIP)
Priority	2 Very Important	Status	Active
Useful Life	20 years		

Description

Replace the aging playground equipment at Oddfellows to better serve a wider range of ages and improve accessibility, as identified in the Parks and Recreation Capital Investment Plan adopted in 2023. This project would also replace/rehabilitate the gazebo and pavilion.

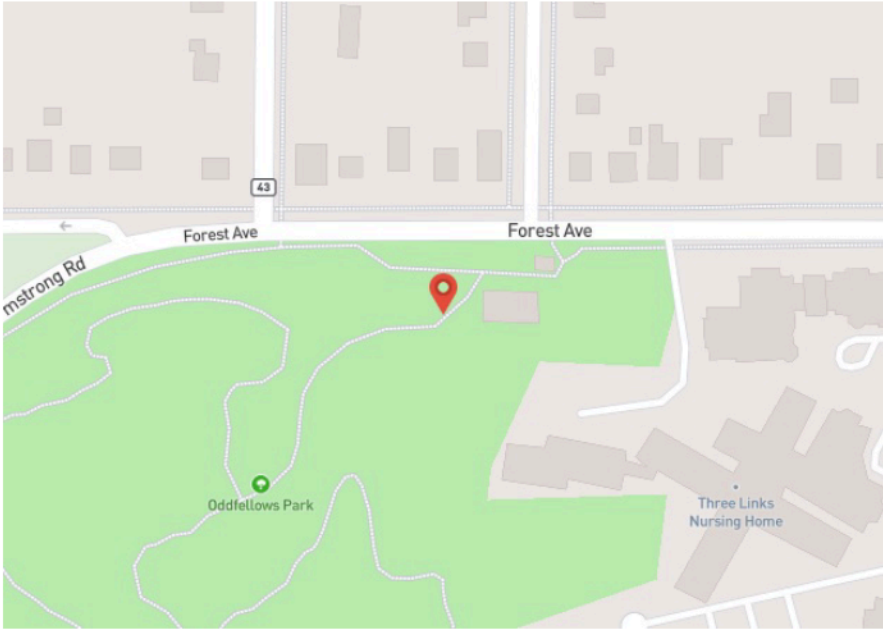
Justification

The existing playground, gazebo and pavilion have reached the end of their useful life and no longer meet current standards for accessibility and inclusive play. As the equipment continues to age, replacement parts become increasingly difficult to source, making timely repairs more challenging. New equipment will ensure a safe, high-quality play environment for the community.

Expenditures	2026	2027	2028	2029	2030	Total
Construction/Maintenance	0	415,000	0	0	0	415,000
Total	0	415,000	0	0	0	415,000

Funding Sources	2026	2027	2028	2029	2030	Total
Park Fund	0	415,000	0	0	0	415,000
Total	0	415,000	0	0	0	415,000

Location





2026 thru 2030

**Capital Improvement Plan**

City of Northfield

Project # P-2027-003

Project Name Sibley Swale Park Improvements

Total Project Cost	\$500,000	Department	Park Division
Type	Equipment	Category	Capital Improvement Plan (CIP)
Priority	2 Very Important	Status	Active
Useful Life	20 years		

Description

Sibley Swale Playgrounds would be combined into one new playground, or keep two based on neighborhood input. This playground equipment has reached the end of its life. This project also include the construction of a covered picnic area, and new basketball court.

Expenditures	2026	2027	2028	2029	2030	Total
Construction/Maintenance	0	500,000	0	0	0	500,000
Total	0	500,000	0	0	0	500,000

Funding Sources	2026	2027	2028	2029	2030	Total
Park Fund	0	500,000	0	0	0	500,000
Total	0	500,000	0	0	0	500,000

**Capital Improvement Plan**  
City of Northfield



Total Project Cost	\$660,000	Department	Park Division
Type	Improvement	Category	Capital Improvement Plan (CIP)
Priority	2 Very Important	Status	Active
Useful Life	25 years		

A key gateway feature to draw attention to the Riverwalk Improved landscaping/benches; Screening of Electrical Boxes; Basalt Gravel & Concrete Streetscape that compliments Highway 3 and Third Street. A design that allows for Basil's outdoor seating area, including added spacing requirements for outdoor dining, but doesn't require them to have outdoor dining if they choose not to complete those improvements along with the design includes an iron fence to provide the public/private space separation

This project ties to the Strategic Plan and enhancing the Riverfront/activating the River.

Expenditures	2026	2027	2028	2029	2030	Total
Construction/Maintenance	0	660,000	0	0	0	660,000
<b>Total</b>	<b>0</b>	<b>660,000</b>	<b>0</b>	<b>0</b>	<b>0</b>	<b>660,000</b>

Funding Sources	2026	2027	2028	2029	2030	Total
Bonded Dollars	0	660,000	0	0	0	660,000
<b>Total</b>	<b>0</b>	<b>660,000</b>	<b>0</b>	<b>0</b>	<b>0</b>	<b>660,000</b>

It is anticipated that funding would come from debt, with the issuance of Tax Abatement Bonds

2026 thru 2030

**Capital Improvement Plan**

City of Northfield

Project # P-2027-005

Project Name East Riverwalk Entry Improvements

Total Project Cost	\$275,000	Department	Park Division
Type	Improvement	Category	Capital Improvement Plan (CIP)
Priority	2 Very Important	Status	Active
Useful Life	40 years		

**Description**

This project would replace the deteriorated concrete walkway, concrete steps, and railings on the east riverwalk access between Nueger Communication and the Measuring Cup. The items are in very poor condition and are due for improvements.

**Justification**

The rail is rusting through in areas and there are numerous trip hazard with this walkway.

Expenditures	2026	2027	2028	2029	2030	Total
Construction/Maintenance	0	275,000	0	0	0	275,000
Total	0	275,000	0	0	0	275,000

Funding Sources	2026	2027	2028	2029	2030	Total
Bonded Dollars	0	275,000	0	0	0	275,000
Total	0	275,000	0	0	0	275,000

**Budget Impact**

Funding would be from debt issuance in the form of tax abatement bonds

2026 thru 2030

# Capital Improvement Plan

City of Northfield

Project # P-2028-001  
Project Name Heritage Park Playground Replacement

Total Project Cost	\$285,000	Department	Park Division
Type	Improvement	Category	Capital Improvement Plan (CIP)
Priority	2 Very Important	Status	Active
Useful Life	20 years		

Description

Replace the aging playground equipment at Heritage to better serve a wider range of ages and improve accessibility, as identified in the Parks and Recreation Capital Investment Plan adopted in 2023. This project would also replace the basketball court, as well as improvements to the picnic shelter.

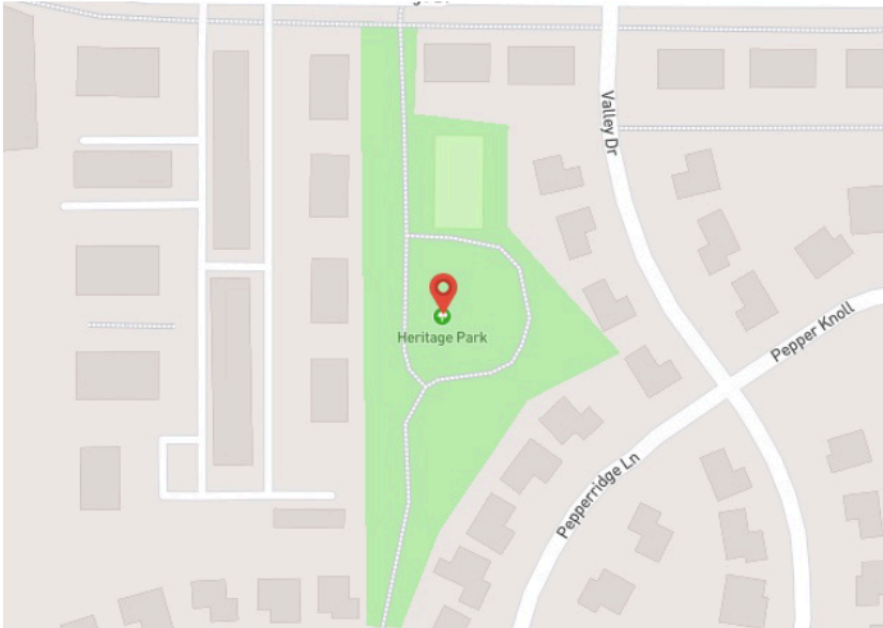
Justification

The existing playground has reached the end of its useful life and no longer meets current standards for accessibility and inclusive play. As the equipment continues to age, replacement parts become increasingly difficult to source, making timely repairs more challenging. New equipment will ensure a safe, high-quality play environment for the community.

Expenditures	2026	2027	2028	2029	2030	Total
Construction/Maintenance	0	0	285,000	0	0	285,000
Total	0	0	285,000	0	0	285,000

Funding Sources	2026	2027	2028	2029	2030	Total
Park Fund	0	0	285,000	0	0	285,000
Total	0	0	285,000	0	0	285,000

Location







Capital Improvement Plan  
City of Northfield

Project # P-2028-002  
Project Name Washington Park Playground Replacement

Total Project Cost	\$217,500	Department	Park Division
Type	Improvement	Category	Capital Improvement Plan (CIP)
Priority	2 Very Important	Status	Active
Useful Life	20 years		

Description

Replace the aging playground equipment at Washington to better serve a wider range of ages and improve accessibility, as identified in the Parks and Recreation Capital Investment Plan adopted in 2023. This project would also replace the basketball court.

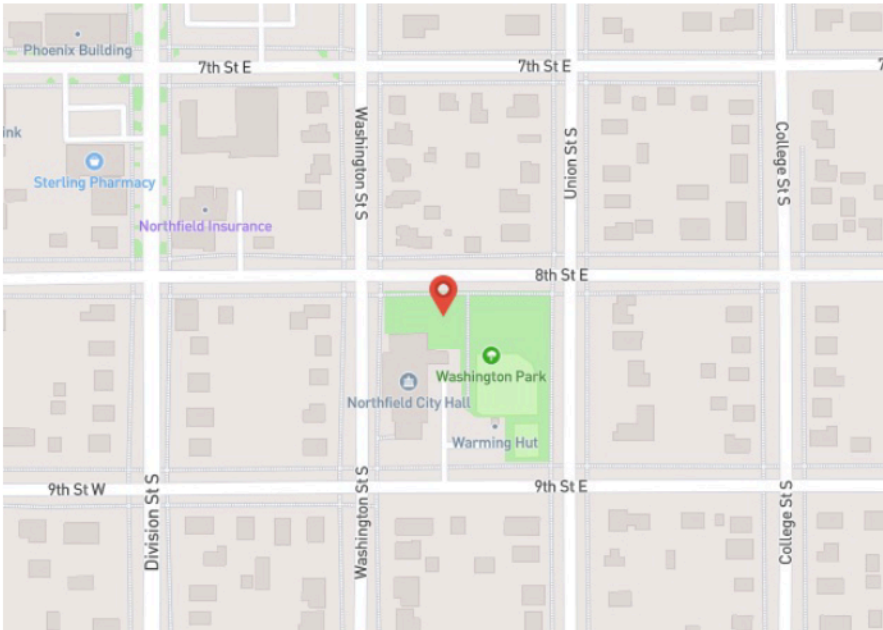
Justification

The existing playground has reached the end of its useful life and no longer meets current standards for accessibility and inclusive play. As the equipment continues to age, replacement parts become increasingly difficult to source, making timely repairs more challenging. New equipment will ensure a safe, high-quality play environment for the community.

Expenditures	2026	2027	2028	2029	2030	Total
Construction/Maintenance	0	0	217,500	0	0	217,500
Total	0	0	217,500	0	0	217,500

Funding Sources	2026	2027	2028	2029	2030	Total
Park Fund	0	0	217,500	0	0	217,500
Total	0	0	217,500	0	0	217,500

Location







2026 thru 2030

# Capital Improvement Plan

## City of Northfield

Project # P-2029-001  
Project Name Tyler Park Playground Replacement

Total Project Cost	\$175,000	Department	Park Division
Type	Improvement	Category	Capital Improvement Plan (CIP)
Priority	2 Very Important	Status	Active
Useful Life	20 years		

Description

Replace the aging playground equipment at Tyler Park to better serve a wider range of ages and improve accessibility, as identified in the Parks and Recreation Capital Investment Plan adopted in 2023.

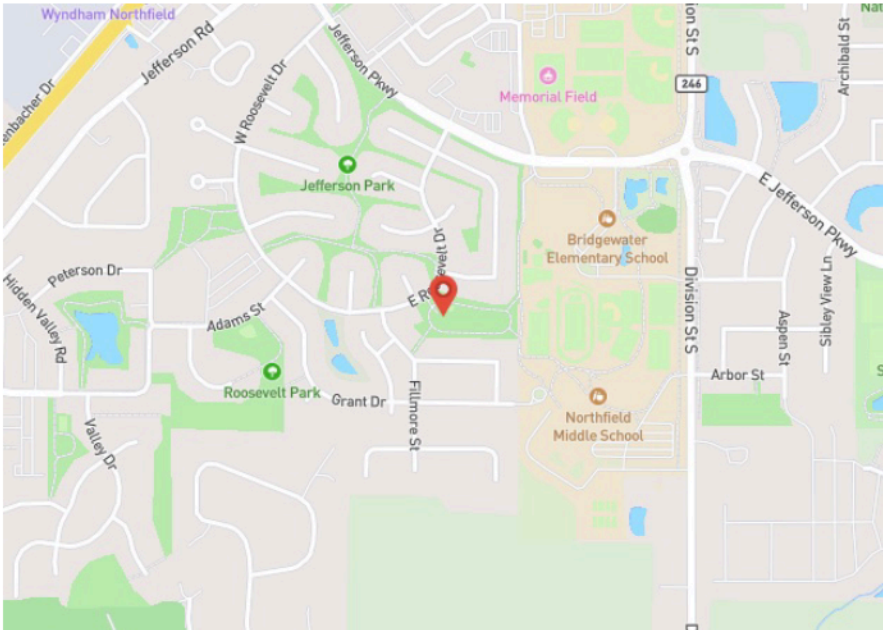
Justification

The existing playground has reached the end of its useful life and no longer meets current standards for accessibility and inclusive play. As the equipment continues to age, replacement parts become increasingly difficult to source, making timely repairs more challenging. New equipment will ensure a safe, high-quality play environment for the community.

Expenditures	2026	2027	2028	2029	2030	Total
Construction/Maintenance	0	0	0	175,000	0	175,000
Total	0	0	0	175,000	0	175,000

Funding Sources	2026	2027	2028	2029	2030	Total
Park Fund	0	0	0	175,000	0	175,000
Total	0	0	0	175,000	0	175,000

Location





2026 thru 2030

# Capital Improvement Plan

City of Northfield

Project # P-2029-002  
Project Name Riverside Lions (8th St) Playground Replacement

Total Project Cost	\$200,000	Department	Park Division
Type	Improvement	Category	Capital Improvement Plan (CIP)
Priority	2 Very Important	Status	Active
Useful Life	20 years		

Description

Replace the aging playground equipment at Riverside Lions (8th St) to better serve a wider range of ages and improve accessibility, as identified in the Parks and Recreation Capital Investment Plan adopted in 2023 and the Riverside Lions Long-Range Plan.

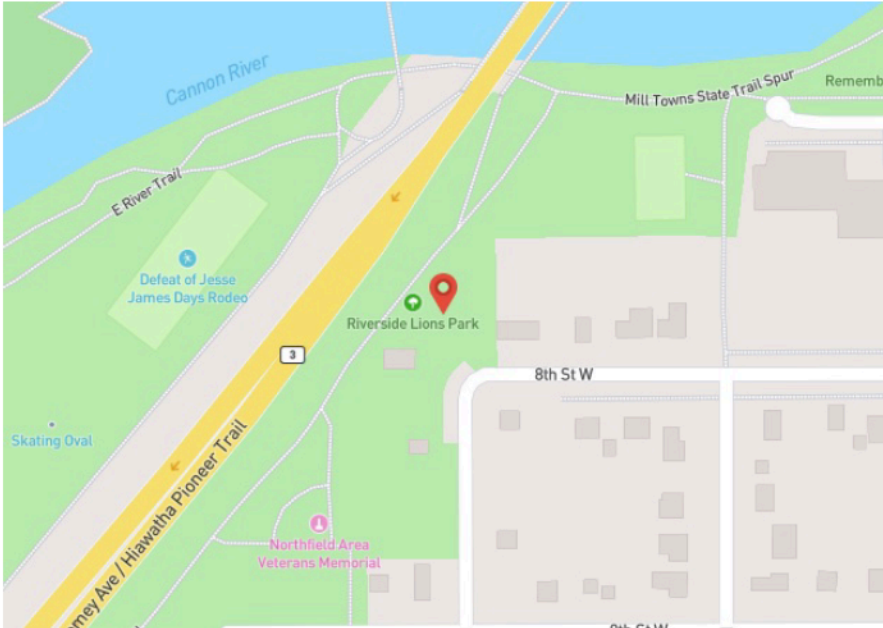
Justification

The existing playground has reached the end of its useful life and no longer meets current standards for accessibility and inclusive play. As the equipment continues to age, replacement parts become increasingly difficult to source, making timely repairs more challenging. New equipment will ensure a safe, high-quality play environment for the community.

Expenditures	2026	2027	2028	2029	2030	Total
Construction/Maintenance	0	0	0	200,000	0	200,000
Total	0	0	0	200,000	0	200,000

Funding Sources	2026	2027	2028	2029	2030	Total
Park Fund	0	0	0	200,000	0	200,000
Total	0	0	0	200,000	0	200,000

Location



2026 thru 2030

# Capital Improvement Plan

City of Northfield

Project # P-2030-001  
Project Name Way Park Playground Replacement

Total Project Cost	\$250,000	Department	Park Division
Type	Improvement	Category	Capital Improvement Plan (CIP)
Priority	2 Very Important	Status	Active
Useful Life	20 years		

Description

Replace the aging playground equipment at Way Park to better serve a wider range of ages and improve accessibility, as identified in the Parks and Recreation Capital Investment Plan adopted in 2023.

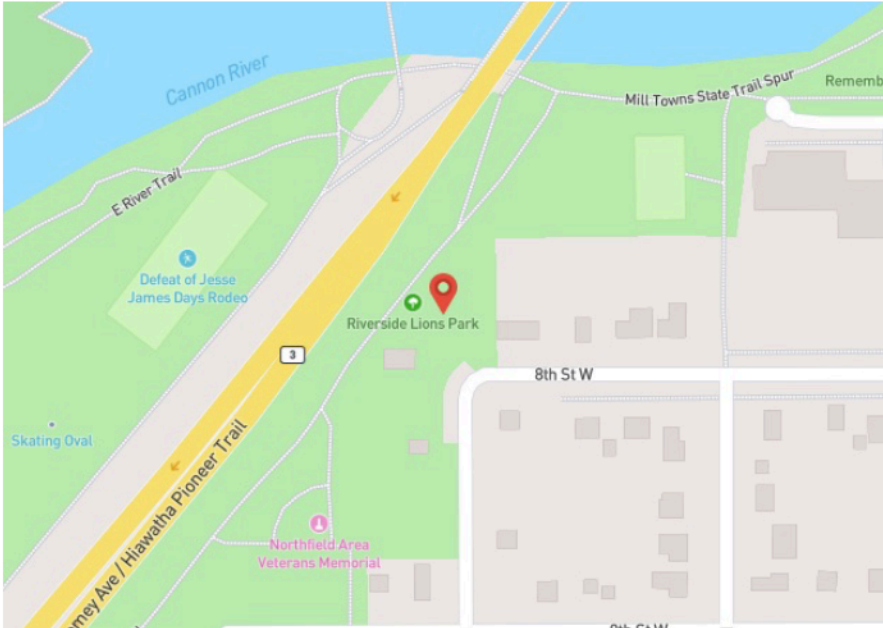
Justification

The existing playground has reached the end of its useful life and no longer meets current standards for accessibility and inclusive play. As the equipment continues to age, replacement parts become increasingly difficult to source, making timely repairs more challenging. New equipment will ensure a safe, high-quality play environment for the community.

Expenditures	2026	2027	2028	2029	2030	Total
Construction/Maintenance	0	0	0	0	250,000	250,000
Total	0	0	0	0	250,000	250,000

Funding Sources	2026	2027	2028	2029	2030	Total
Park Fund	0	0	0	0	250,000	250,000
Total	0	0	0	0	250,000	250,000

Location





Capital Improvement Plan  
City of Northfield

Project #	P-2030-002
Project Name	Bridge Square

Total Project Cost	\$7,937,977	Contact	Public Works Director
Department	Park Division	Type	New Infrastructure
Category	Capital Improvement Plan (CIP)	Priority	2 Very Important
Status	Active	Useful Life	25 years

Description

Phase 1 of Bridge Square includes three component of the final concept plan. The Plaza is a “right-sized” paved area containing the existing Sheldahl Fountain, Civil War Memorial and a potential new vertical element (Gateway icon) to draw visitors into the space. The Green - A large circular space that replaces Water Street, the Green is omni-directional, maximizing its flexibility for the diverse users of Bridge Square and engaging surrounding businesses on all sides. Circulation patterns are similar to current routes. The Terrace - A multiuse space along the riverfront, The Terrace will provide an area for large festivals as well as movable tables and chair for casual daily use. At the edge of the riverbank, a pedestrian promenade will connect Bride Square to the Fifth Street bridgehead. A “slow” bike lane will parallel the pedestrian path through the space.

Due to the project moving back to 2030, the city is proposing to levy over the next 3 years for the design expenses that have been expended.

Expenditures	2026	2027	2028	2029	2030	Total
Construction/Maintenance	0	0	0	0	7,388,977	7,388,977
Planning/Design	0	183,000	183,000	183,000	0	549,000
Total	0	183,000	183,000	183,000	7,388,977	7,937,977

Funding Sources	2026	2027	2028	2029	2030	Total
Bonded Dollars	0	0	0	0	5,891,209	5,891,209
Franchise Fees	0	0	0	0	1,100,000	1,100,000
General Fund	0	183,000	183,000	183,000	0	549,000
Stormwater Fund	0	0	0	0	218,772	218,772
Waste Water Fund	0	0	0	0	99,442	99,442
Water Fund	0	0	0	0	79,554	79,554
Total	0	183,000	183,000	183,000	7,388,977	7,937,977



● Bridge Square Improvements

2026 thru 2030

# Capital Improvement Plan

## City of Northfield

Project #	PD-2024-003		
Project Name	Civil Defense Siren Replacement		
Total Project Cost	\$237,500	Department	Police
Type	Equipment	Category	Capital Improvement Plan (CIP)
Priority	1 Critical	Status	Active

Description

The City owns 9 civil defense sirens to warn the public in the event of an emergency or potential severe weather. Sirens are approaching the end of there life and a phased replacement plan.

2028 Siren 1 - 32699 Eveleth Avenue

2029 Siren 6 - 1500 Maple Street

2030 Siren 5 - 1608 Creek Lane

2031 Siren 8 2279 Honey Locust Drive

Prior	Expenditures	2026	2027	2028	2029	2030	Total	Future
57,500	Construction/Maintenance	0	0	33,000	35,000	36,000	104,000	76,000
	Total	0	0	33,000	35,000	36,000	104,000	

Prior	Funding Sources	2026	2027	2028	2029	2030	Total	Future
57,500	Capital Reserve Fund	0	0	33,000	35,000	36,000	104,000	76,000
	Total	0	0	33,000	35,000	36,000	104,000	



2026 thru 2030

**Capital Improvement Plan**

City of Northfield

Project #	SW-2026-001		
Project Name	Sandbag machine & Portable Pump Flood Control		
Total Project Cost	\$100,000	Department	Stormwater Division
Type	Equipment	Category	Capital Improvement Plan (CIP)
Status	Active	Useful Life	20 years

Description

Due to continued flooding of the Cannon River in Northfield, the City is proposing to purchase a sandbag filling maching along with a portable pump to assit with flood resiliilancy efforts.

Expenditures	2026	2027	2028	2029	2030	Total
Equip/Vehicles/Furnishings	100,000	0	0	0	0	100,000
Total	100,000	0	0	0	0	100,000
Funding Sources	2026	2027	2028	2029	2030	Total
Grant	100,000	0	0	0	0	100,000
Total	100,000	0	0	0	0	100,000

2026 thru 2030

# Capital Improvement Plan

City of Northfield

Project # SW-2027-002  
Project Name West Riverwall Floodwall Extension

Total Project Cost	\$4,000,000	Department	Stormwater Division
Type	Improvement	Category	Capital Improvement Plan (CIP)
Priority	2 Very Important	Status	Active
Useful Life	4 years		

Description

This project has been identified in the Downtown Flood Study Report to protect properties from Flooding between Fourth Street and Second Street. The City has applied for Federal Grants to offset costs for this project. Design in 2026 Construction in 2027

Justification

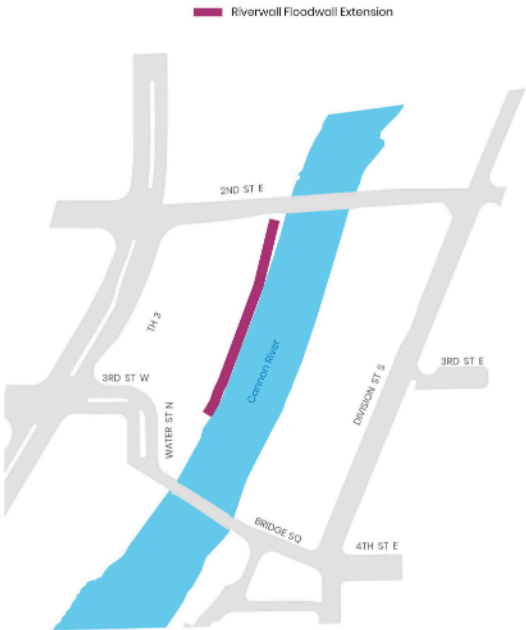
This project ties to the City's Climate Action Plan and increasing resiliency from climate change.

Expenditures	2026	2027	2028	2029	2030	Total
Construction/Maintenance	0	4,000,000	0	0	0	4,000,000
Total	0	4,000,000	0	0	0	4,000,000

Funding Sources	2026	2027	2028	2029	2030	Total
Stormwater Fund	0	2,000,000	0	0	0	2,000,000
Grant	0	2,000,000	0	0	0	2,000,000
Total	0	4,000,000	0	0	0	4,000,000

Budget Impact

The City would use debt with the issuance of a Revenue Bond.



Capital Improvement Plan  
City of Northfield

Project # SW-2028-001  
Project Name Flood Protection Project

Total Project Cost	\$2,500,000	Contact	Public Works Director
Department	Stormwater Division	Type	Improvement
Category	Capital Improvement Plan (CIP)	Priority	2 Very Important
Status	Active	Useful Life	50 years

Description

Home conversions/Flood Proofing at 7 Lincoln Lane, 6 Lincoln Lane, 304 Greenvale Avenue, 514 Sumner Street, 412 Juniper Avenue, 404 Juniper Avenue, 400 Juniper Avenue, 206 Plum Street,and 1300 Parmeadow Drive.

Expenditures	2026	2027	2028	2029	2030	Total
Construction/Maintenance	0	0	2,500,000	0	0	2,500,000
Total	0	0	2,500,000	0	0	2,500,000

Funding Sources	2026	2027	2028	2029	2030	Total
Stormwater Fund	0	0	2,000,000	0	0	2,000,000
Grant	0	0	500,000	0	0	500,000
Total	0	0	2,500,000	0	0	2,500,000

Capital Improvement Plan  
City of Northfield

Project # SW- 2030-001  
Project Name Hills #3, Cannon & Locust Pond Dredging

Total Project Cost \$620,000 Department Stormwater Division  
Type Maintenance Category Capital Improvement Plan (CIP)  
Priority 3 Important Status Active  
Useful Life 40 years

Description  
Pond Dredging on Hills of Spring Creek #3, Cannon Commercial, & Locust Upper Pond

Expenditures	2026	2027	2028	2029	2030	Total
Construction/Maintenance	0	0	0	0	620,000	620,000
Total	0	0	0	0	620,000	620,000
Funding Sources	2026	2027	2028	2029	2030	Total
Stormwater Fund	0	0	0	0	620,000	620,000
Total	0	0	0	0	620,000	620,000



2026 thru 2030

# Capital Improvement Plan

City of Northfield

Project # ST-2024-002  
Project Name Hwy 3 LED and Pole Replacement

Total Project Cost	\$490,000	Department	Street Division
Type	Maintenance	Category	Capital Improvement Plan (CIP)
Priority	2 Very Important	Status	Active
Useful Life	40 years		

**Description**  
Replace tall street light poles as poles have rusted through and LED fixtures. Retrofit short street light poles with LED fixtures. Phase 1 in 2025: between Fremouw Ave and approximately 750' south of Greenvale Ave Phase 2 in 2026: between approximately 850' south of Hwy 19 (Cannon River bridge) and Jefferson Parkway

**Justification**  
Part of the strategic plan. High pole bases are rusting out and becoming a hazard. Convert the street lights along Hwy 3 to LED fixtures. LED are more energy efficient then existing fixtures.

Prior	Expenditures	2026	2027	2028	2029	2030	Total
245,000	Construction/Maintenance	245,000	0	0	0	0	245,000
	Total	245,000	0	0	0	0	245,000

Prior	Funding Sources	2026	2027	2028	2029	2030	Total
245,000	Franchise Fees	245,000	0	0	0	0	245,000
	Total	245,000	0	0	0	0	245,000

2026 thru 2030

# Capital Improvement Plan

## City of Northfield

Project #	WW-2026-001		
Project Name	WWTP Generator Replacement		

Total Project Cost	\$1,281,294	Department	Wastewater Division
Type	Equipment	Category	Capital Improvement Plan (CIP)
Priority	1 Critical	Status	Active
Useful Life	25 years		

Description

Replace the 2000 WWTP generator.

Justification

This is the useful life of the generator and is needed to operator during emergencies when power is out.

Expenditures	2026	2027	2028	2029	2030	Total
Equip/Vehicles/Furnishings	1,281,294	0	0	0	0	1,281,294
Total	1,281,294	0	0	0	0	1,281,294

Funding Sources	2026	2027	2028	2029	2030	Total
Waste Water Fund	1,281,294	0	0	0	0	1,281,294
Total	1,281,294	0	0	0	0	1,281,294



2026 thru 2030

# Capital Improvement Plan

City of Northfield

Project # WW-2026-002  
Project Name Preliminary Treatment

Total Project Cost	\$640,647	Department	Wastewater Division
Type	Improvement	Category	Capital Improvement Plan (CIP)
Priority	2 Very Important	Status	Active
Useful Life	20 years		

Description

Replacement of preliminary treatment equipment including two rotating drum screens and pista grit removal system.

Justification

Project was identified in the 2021 Facility Study.

Expenditures	2026	2027	2028	2029	2030	Total
Construction/Maintenance	640,647	0	0	0	0	640,647
Total	640,647	0	0	0	0	640,647

Funding Sources	2026	2027	2028	2029	2030	Total
Waste Water Fund	640,647	0	0	0	0	640,647
Total	640,647	0	0	0	0	640,647



Capital Improvement Plan  
City of Northfield

Project # WW-2026-003  
Project Name Process Lift Pumps

Total Project Cost	\$672,680	Department	Wastewater Division
Type	Improvement	Category	Capital Improvement Plan (CIP)
Priority	2 Very Important	Status	Active
Useful Life	20 years		

Description

Replacement of 3 process lift pumps and variable frequency drives and piping associated with the pumps.

Justification

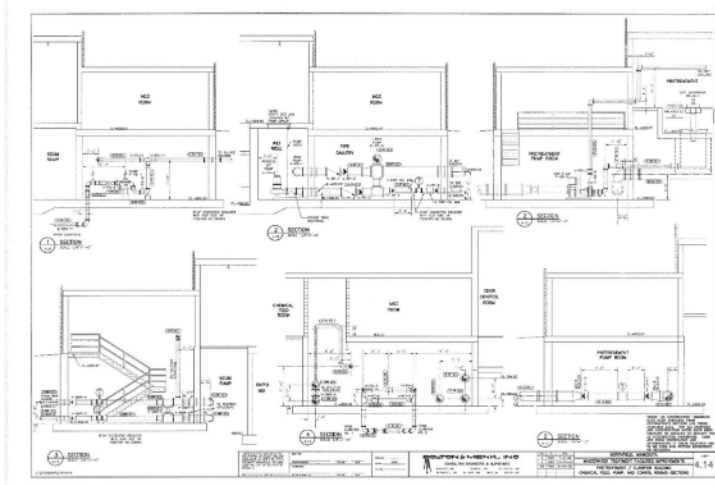
Project was identified in 2021 Facility Study.

Expenditures	2026	2027	2028	2029	2030	Total
Construction/Maintenance	672,680	0	0	0	0	672,680
Total	672,680	0	0	0	0	672,680

Funding Sources	2026	2027	2028	2029	2030	Total
Waste Water Fund	672,680	0	0	0	0	672,680
Total	672,680	0	0	0	0	672,680

Budget Impact

Project will be funded through the wastewater enterprise fund.





2026 thru 2030

# Capital Improvement Plan

## City of Northfield

Project # WW-2027-001  
Project Name Sanitary Sewer Lining Project (Lincoln Parkway)

Total Project Cost	\$600,000	Department	Wastewater Division
Type	Improvement	Category	Capital Improvement Plan (CIP)
Priority	2 Very Important	Status	Active
Useful Life	25 years		

Description  
Sewer lining on Lincoln Parkway due to inflow and infiltration through clay pipe joints.

Justification  
Sewer clay lines have a large amounts of inflow and infiltration into the sanitary sewer system. Lining the pipes will provide reduce the amount of water needed to be treated at the wastewater plant while taking up sewer line capacity.

Expenditures	2026	2027	2028	2029	2030	Total
Construction/Maintenance	0	600,000	0	0	0	600,000
Total	0	600,000	0	0	0	600,000

Funding Sources	2026	2027	2028	2029	2030	Total
Waste Water Fund	0	600,000	0	0	0	600,000
Total	0	600,000	0	0	0	600,000

Budget Impact  
Roughly 6,000 feet of sewer lining.



2026 thru 2030

# Capital Improvement Plan

## City of Northfield

Project # WW-2030-002  
Project Name BioSolids Cake Storage

Total Project Cost \$10,638,109      Department Wastewater Division  
Type Improvement      Category Capital Improvement Plan (CIP)  
Priority 1 Critical      Status Active  
Useful Life 20 years

**Description**  
BioSolids cake storage. This is the final product created by the biosolids process. The current storage building is inadequate in storage capacity and the building is in poor condition.

**Justification**  
The biosolids cake storage upgrade was identified in the 2015 WWTP Facility Study.

Expenditures	2026	2027	2028	2029	2030	Total
Construction/Maintenance	0	0	0	0	10,638,109	10,638,109
Total	0	0	0	0	10,638,109	10,638,109

Funding Sources	2026	2027	2028	2029	2030	Total
Waste Water Fund	0	0	0	0	10,638,109	10,638,109
Total	0	0	0	0	10,638,109	10,638,109

**Budget Impact**  
Project will be funded through revenue bonds that will be paid back through the wastewater enterprise fund.



2026 thru 2030

# Capital Improvement Plan

## City of Northfield

Project # WW-2030-003  
Project Name Water Supply System

Total Project Cost	\$2,713,532	Department	Wastewater Division
Type	Improvement	Category	Capital Improvement Plan (CIP)
Priority	2 Very Important	Status	Active
Useful Life	20 years		

Description

Install watermain to WWTP from Montessori Ct. along Highway 3.

Justification

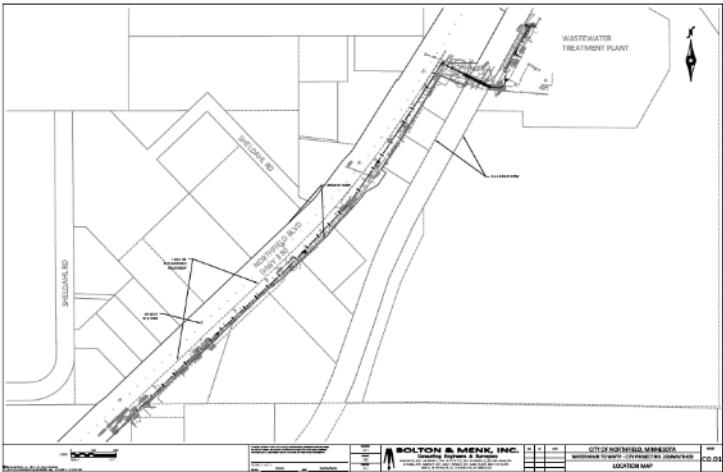
The watermain will be needed in order to sprinkle the new biosolids storage building.

Expenditures	2026	2027	2028	2029	2030	Total
Construction/Maintenance	0	0	0	0	2,713,532	2,713,532
Total	0	0	0	0	2,713,532	2,713,532

Funding Sources	2026	2027	2028	2029	2030	Total
Waste Water Fund	0	0	0	0	2,713,532	2,713,532
Total	0	0	0	0	2,713,532	2,713,532

Budget Impact

Project will be funded through revenue bonds that will be paid back through the wastewater enterprise fund.



2026 thru 2030

# Capital Improvement Plan

## City of Northfield

Project # W-2026-001  
Project Name NW Area Water Tower

Total Project Cost	\$6,945,000	Department	Water Division
Type	Improvement	Category	Capital Improvement Plan (CIP)
Priority	2 Very Important	Status	Active
Useful Life	75 years		

Description

Construction of a new 750,000 gallon water tower in the NW area of the City to provide sufficient water for fire protection and daily water usage.

Justification

The City Council directed staff to use to federal funds through the Army Corps of Engineers for the construction of a water tower in the NW area. This aligns with the strategic plan to help grow the City's industrial tax base.

Expenditures	2026	2027	2028	2029	2030	Total
Construction/Maintenance	6,945,000	0	0	0	0	6,945,000
Total	6,945,000	0	0	0	0	6,945,000

Funding Sources	2026	2027	2028	2029	2030	Total
Federal Aid	3,945,000	0	0	0	0	3,945,000
Revenue Bond	3,000,000	0	0	0	0	3,000,000
Total	6,945,000	0	0	0	0	6,945,000

Budget Impact

Project will be funded through revenue bonds that will be paid back through the water enterprise fund.



2026 thru 2030

# Capital Improvement Plan

## City of Northfield

Project # W-2026-010  
Project Name Booster Station Upgrades

Total Project Cost	\$798,600	Contact	Public Works Director
Department	Water Division	Type	Improvement
Category	Capital Improvement Plan (CIP)	Priority	3 Important
Status	Active	Useful Life	20 years

Description

Booster station upgrades related to the water tower project and upgrades to the Northwest Industrial Area.

Justification

The booster station upgrades are needed to have proper operation for the new water tower in the NW area for industrial growth.

Expenditures	2026	2027	2028	2029	2030	Total
Construction/Maintenance	798,600	0	0	0	0	798,600
Total	798,600	0	0	0	0	798,600

Funding Sources	2026	2027	2028	2029	2030	Total
Water Fund	798,600	0	0	0	0	798,600
Total	798,600	0	0	0	0	798,600





2026 thru 2030

# Capital Improvement Plan

City of Northfield

Project # W-2027-001  
Project Name Meter Replacement

Total Project Cost	\$3,900,000	Department	Water Division
Type	Equipment	Category	Capital Improvement Plan (CIP)
Priority	2 Very Important	Status	Active
Useful Life	20 years		

Description

Replace all water meters throughout the City. \$600 per meter for 6500 meters

Justification

Meters will be at the end of their useful life.

Expenditures	2026	2027	2028	2029	2030	Total
Equip/Vehicles/Furnishings	0	3,900,000	0	0	0	3,900,000
Total	0	3,900,000	0	0	0	3,900,000

Funding Sources	2026	2027	2028	2029	2030	Total
Revenue Bond	0	3,900,000	0	0	0	3,900,000
Total	0	3,900,000	0	0	0	3,900,000

Budget Impact

Project will be funded through revenue bonds and repaid through the water enterprise fund. A 10 year bond is planned for this project.



2026 thru 2030

# Capital Improvement Plan

City of Northfield

Project # W-2027-006  
Project Name Well No. 04 Generator Replacement

Total Project Cost	\$120,000	Department	Water Division
Type	Improvement	Category	Capital Improvement Plan (CIP)
Priority	2 Very Important	Status	Active
Useful Life	20 years		

Description

Replace the existing generator.

Justification

This is the end of the generators useful life.

Expenditures	2026	2027	2028	2029	2030	Total
Equip/Vehicles/Furnishings	0	120,000	0	0	0	120,000
Total	0	120,000	0	0	0	120,000

Funding Sources	2026	2027	2028	2029	2030	Total
Water Fund	0	120,000	0	0	0	120,000
Total	0	120,000	0	0	0	120,000

Budget Impact

Project will be funded through the water enterprise fund.



2026 thru 2030

# Capital Improvement Plan

City of Northfield



Project # W-2027-007  
Project Name Well No. 04 MCC Replacement

Total Project Cost	\$200,000	Department	Water Division
Type	Equipment	Category	Capital Improvement Plan (CIP)
Priority	2 Very Important	Status	Active
Useful Life	25 years		

Description  
Replacement of well no. 4 motor control center (MCC) and SCADA components.

Justification  
The Well No. 4 MCC is an original piece of equipment from 1977. The equipment replaced will be all of the SCADA equipment, the electrical system and the control will be updated.

Expenditures	2026	2027	2028	2029	2030	Total
Construction/Maintenance	0	200,000	0	0	0	200,000
Total	0	200,000	0	0	0	200,000

Funding Sources	2026	2027	2028	2029	2030	Total
Water Fund	0	200,000	0	0	0	200,000
Total	0	200,000	0	0	0	200,000

Budget Impact  
Project will be funded through the water enterprise fund.



2026 thru 2030

**Capital Improvement Plan**

City of Northfield

Project # W-2027-008

Project Name Well No. 03 Generator Replacement

Total Project Cost	\$120,000	Department	Water Division
Type	Improvement	Category	Capital Improvement Plan (CIP)
Priority	2 Very Important	Status	Active
Useful Life	20 years		

Description

Replace the existing generator.

Justification

This is the end of the generators useful life.

Expenditures	2026	2027	2028	2029	2030	Total
Equip/Vehicles/Furnishings	0	120,000	0	0	0	120,000
Total	0	120,000	0	0	0	120,000

Funding Sources	2026	2027	2028	2029	2030	Total
Water Fund	0	120,000	0	0	0	120,000
Total	0	120,000	0	0	0	120,000

Budget Impact

Project will be funded through water enterprise fund.



2026 thru 2030

# Capital Improvement Plan

City of Northfield

Project # W-2027-009  
Project Name Well No. 03 MCC Replacement

Total Project Cost	\$200,000	Department	Water Division
Type	Equipment	Category	Capital Improvement Plan (CIP)
Priority	2 Very Important	Status	Active
Useful Life	25 years		

Description

Replacement of well no. 3 motor control center (MCC) and SCADA components.

Justification

The Well No. 3 MCC is an original piece of equipment from 1970. The equipment replaced will be all of the SCADA equipment, the electrical system and the control will be updated.

Expenditures	2026	2027	2028	2029	2030	Total
Construction/Maintenance	0	200,000	0	0	0	200,000
Total	0	200,000	0	0	0	200,000

Funding Sources	2026	2027	2028	2029	2030	Total
Water Fund	0	200,000	0	0	0	200,000
Total	0	200,000	0	0	0	200,000

Budget Impact

Project will be funded through the water enterprise fund.



2026 thru 2030

# Capital Improvement Plan

City of Northfield

Project #	W-2027-010		
Project Name	Lead Service Line Replacement		
Total Project Cost	\$150,000	Contact	Public Works Director
Department	Water Division	Type	Improvement
Category	Capital Improvement Plan (CIP)	Priority	3 Important
Status	Active	Useful Life	75 years

Description

Replacement of all known remaining lead service lines.

Justification

The State of Minnesota has a goal to replace all lead service lines by 2033. This would accomplish the goal for Northfield. Additional lead has known health effects that would be removed by replacement of the service lines.

Expenditures	2026	2027	2028	2029	2030	Total
Construction/Maintenance	0	150,000	0	0	0	150,000
Total	0	150,000	0	0	0	150,000
Funding Sources	2026	2027	2028	2029	2030	Total
Water Fund	0	150,000	0	0	0	150,000
Total	0	150,000	0	0	0	150,000



2026 thru 2030

# Capital Improvement Plan

## City of Northfield

Project # W-2028-001  
Project Name St. Olaf North Ground Storage Tank Painting

Total Project Cost \$1,000,000  
Type Maintenance  
Priority 2 Very Important  
Useful Life 20 years

Department Water Division  
Category Capital Improvement Plan (CIP)  
Status Active

Description  
Total sand blast and repaint the inside and outside of the storage tank.

Justification  
This extends the useful life of the tank structure.

Expenditures	2026	2027	2028	2029	2030	Total
Construction/Maintenance	0	0	1,000,000	0	0	1,000,000
Total	0	0	1,000,000	0	0	1,000,000

Funding Sources	2026	2027	2028	2029	2030	Total
Water Fund	0	0	1,000,000	0	0	1,000,000
Total	0	0	1,000,000	0	0	1,000,000

Budget Impact  
Project will be funded through revenue bonds and repaid through the water enterprise fund.



2026 thru 2030

# Capital Improvement Plan

City of Northfield

Project # W-2028-005  
Project Name Hall Ave. Elevated Tank Painting

Total Project Cost	\$1,000,000	Department	Water Division
Type	Maintenance	Category	Capital Improvement Plan (CIP)
Priority	2 Very Important	Status	Active
Useful Life	20 years		

Description

Total sand blast and repaint the inside and outside of the storage tank based upon water tower inspection.

Justification

This extends the useful life of the tank structure.

Expenditures	2026	2027	2028	2029	2030	Total
Construction/Maintenance	0	0	1,000,000	0	0	1,000,000
Total	0	0	1,000,000	0	0	1,000,000

Funding Sources	2026	2027	2028	2029	2030	Total
Water Fund	0	0	1,000,000	0	0	1,000,000
Total	0	0	1,000,000	0	0	1,000,000

Budget Impact

Project will be funded through revenue bonds and repaid through the water enterprise fund.





2026 thru 2030

# Capital Improvement Plan

## City of Northfield

Project # W-2028-006  
Project Name St. Olaf South Ground Storage Tank Painting

Total Project Cost	\$1,000,000	Department	Water Division
Type	Maintenance	Category	Capital Improvement Plan (CIP)
Priority	2 Very Important	Status	Active
Useful Life	20 years		

Description

Total sand blast and repaint the inside and outside of the storage tank.

Justification

This extends the useful life of the tank structure.

Expenditures	2026	2027	2028	2029	2030	Total
Construction/Maintenance	0	0	1,000,000	0	0	1,000,000
Total	0	0	1,000,000	0	0	1,000,000

Funding Sources	2026	2027	2028	2029	2030	Total
Water Fund	0	0	1,000,000	0	0	1,000,000
Total	0	0	1,000,000	0	0	1,000,000

Budget Impact

Project will be funded through revenue bonds and repaid through the water enterprise fund. A 10 year bond is planned for this project. It is anticipated this project will be bonded out of the water fund.



2026 thru 2030

# Capital Improvement Plan

City of Northfield

Project # W-2028-011  
Project Name Highway 3 Watermain Repair

Total Project Cost	\$1,000,000	Contact	Public Works Director
Department	Water Division	Type	Improvement
Category	Capital Improvement Plan (CIP)	Priority	2 Very Important
Status	Active	Useful Life	75 years

Description

Replace a broken watermain on highway 3 north of Greenvale Avenue through the ravine. Roughly 600 feet.

Justification

The City has a broken watermain that is in a difficult location. this would provide the needed redundancy to the water system.

Expenditures	2026	2027	2028	2029	2030	Total
Construction/Maintenance	0	0	1,000,000	0	0	1,000,000
Total	0	0	1,000,000	0	0	1,000,000

Funding Sources	2026	2027	2028	2029	2030	Total
Water Fund	0	0	1,000,000	0	0	1,000,000
Total	0	0	1,000,000	0	0	1,000,000

