

Traffic Memorandum

College Street Reconstruction – Traffic Count Memo



To: Linda Weingarten, Carleton College

From: Becky Guenther (PE), Brett Harris (PLA), Dayton Gonyea (EIT)

Date: April 7th, 2026

Subject: College Street Reconstruction - Traffic Count Memo

INTRODUCTION

This memorandum summarizes the traffic counts for roadway intersections located within and adjacent to Carleton College. Four (4) intersections were studied: Nevada Street S & 1st Street E, Winona Street S & 1st St E, College Street S & 1st St E, and College Street N & a Major Pedestrian Walkway. A map of the intersection locations can be found attached to this memo.

TRAFFIC COUNTS

College Street N & Major Pedestrian Walkway

The intersection of College Street North and a Major Pedestrian Walkway was found to have 304 vehicles, 2,913 pedestrians, and 281 bicycles entering the intersection during the study time window of 6:00 AM to 7:00 PM. The peak hour was observed between 2:45 PM and 3:45 PM, with the peak 15 minutes being between 3:00 PM and 3:15 PM. During the peak 15 minutes, the peak flow was 64 vehicles, 464 pedestrians, and 40 bicycles per hour. Pedestrian traffic was relatively evenly distributed between crossing the intersection east-west, and north-south.

College Street S. & 1st Street E.

The intersection of College Street South and First Street East was found to have 891 vehicles, 1,319 pedestrians, 267 bicycles entering the intersection during the study time window of 6:00 AM to 7:00 PM. The peak hour was observed between 2:30 PM and 3:30 PM, with the peak 15 minutes being between 3:00 PM and 3:15 PM. During the peak 15 minutes, the peak flow was 152 vehicles, 316 pedestrians, 52 bicycles per hour. Vehicle traffic was evenly distributed between crossing the intersection east-west and north-south. The majority of the pedestrian traffic was utilizing the east and west crosswalks traveling north-south.

Winona Street S. & 1st Street E.

The intersection of Winona Street South and First Street East was found to have 712 vehicles, 774 pedestrians, and 127 bicycles entering the intersection during the study time window of 6:00 AM to 7:00 PM. The peak hour was observed between 11:00 AM and 12:00 PM, with the peak 15 minutes being between 11:45 AM and 12:00 PM. During the peak 15 minutes, the peak flow was 124 vehicles, 100 pedestrians, and 8 bicycles per hour. A Majority of the vehicle traffic was crossing the intersections going east-west on First Street East. East-west pedestrian traffic was slightly more common at this intersection than north-south.

Nevada Street S. & 1st Street E.

The intersection of Nevada Street South and First Street East was found to have 665 vehicles, 272 pedestrians, and 118 bicycles entering the intersection during the study time window of 6:00 AM to 7:00 PM. The peak hour was observed between 4:30 PM and 5:30 PM, with the peak 15 minutes being between 4:45 PM and 5:00 PM. During the peak 15 minutes, the peak flow was 96 vehicles, 32 pedestrians, and 20



bicycles per hour. A Majority of the vehicle traffic was crossing the intersections going north-south on Nevada Street S/campus parking. North-south pedestrian traffic was more common at this intersection than east-west.

CONCLUSION

College Street N & Major Pedestrian Walkway intersection had the most pedestrian and bicycle traffic at 3,194 with the least amount of vehicle traffic at 304 throughout the study period. College Street S & First Street East had the highest vehicle traffic at 891, with the second most pedestrian and bicycle traffic at 1,586. Nevada Street S & First Street East had the least amount of pedestrian and bicycle traffic at 390 and the second least amount of vehicle traffic at 665 vehicles. Detailed breakdown of the intersection traffic counts is attached to this memo.



TRAFFIC COUNT STUDY LOCATIONS



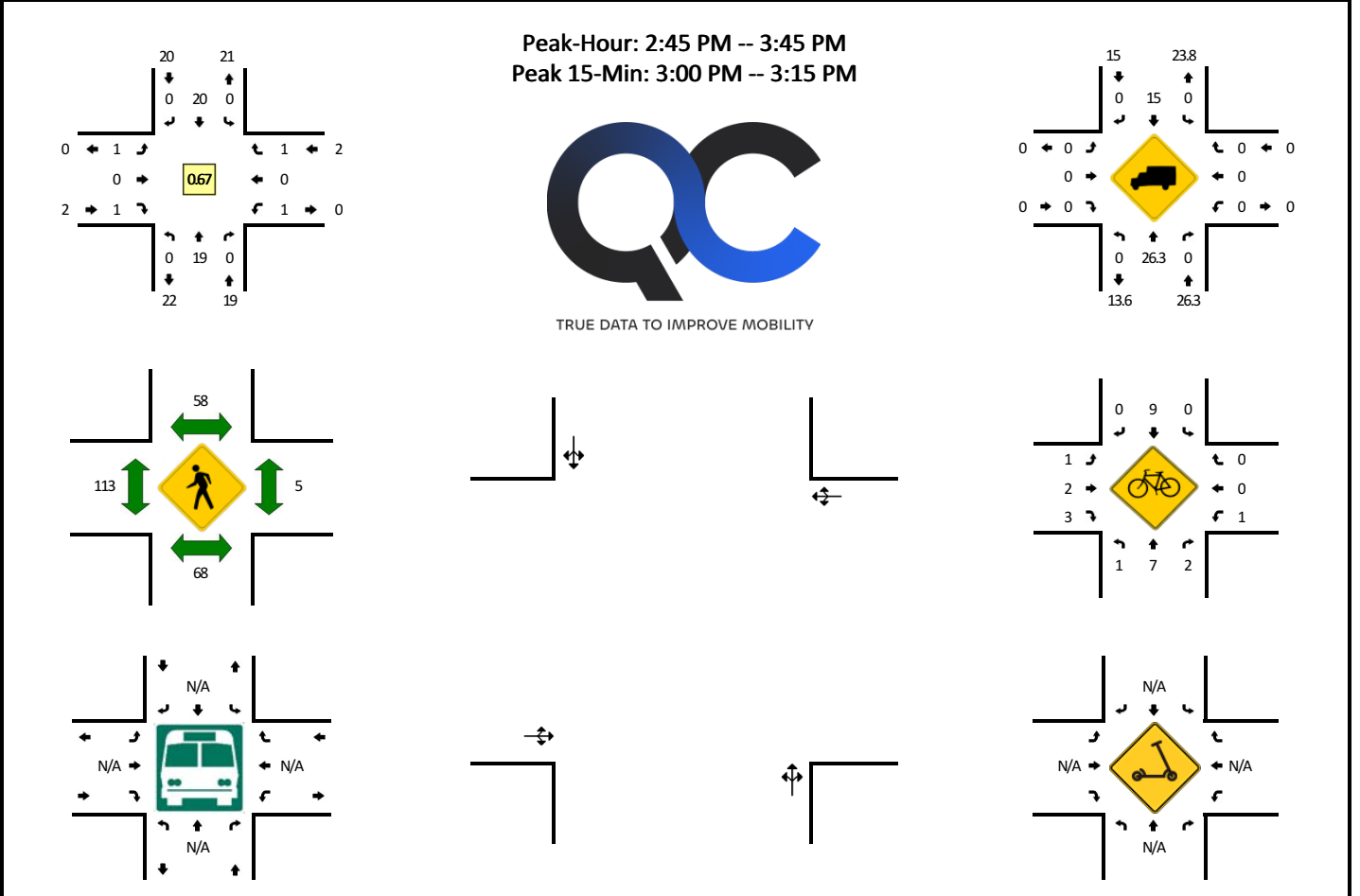
Architecture + Engineering + Environmental + Planning
ISGInc.com



CARLETON COLLEGE
NORTHFIELD, MN - 04/2026
ISG PROJECT NO. 26-33479

LOCATION: College St N -- Major Pedestrian Walkway
CITY/STATE: Northfield, MN

QC JOB #: 17534704
DATE: Tue, Mar 31 2026



15-Min Count Period Beginning At	College St N (Northbound)				College St N (Southbound)				Major Pedestrian Walkway (Eastbound)				Major Pedestrian Walkway (Westbound)				Total	Hourly Totals
	Left	Thru	Right	U	Left	Thru	Right	U	Left	Thru	Right	U	Left	Thru	Right	U		
6:00 AM	0	1	0	0	0	1	0	0	0	0	0	0	0	0	0	0	2	
6:15 AM	0	0	0	0	0	0	0	0	0	0	0	0	0	0	0	0	0	3
6:30 AM	0	1	0	0	0	0	0	0	0	0	0	0	0	0	0	0	1	3
6:45 AM	0	0	0	0	0	0	0	0	0	0	0	0	0	0	0	0	0	5
7:00 AM	0	1	0	0	0	1	0	0	0	0	0	0	0	0	0	0	2	9
7:15 AM	0	0	0	0	1	1	0	0	0	0	0	0	0	0	0	0	2	12
7:30 AM	0	1	0	0	0	0	0	0	0	0	0	0	0	0	0	0	1	16
7:45 AM	0	2	0	0	0	1	0	0	0	0	0	0	1	0	0	0	4	26
8:00 AM	0	3	0	0	0	2	0	0	0	0	0	0	0	0	0	0	5	33
8:15 AM	0	5	0	0	0	1	0	0	0	0	0	0	0	0	0	0	6	41
8:30 AM	0	3	0	2	0	5	0	0	0	0	0	1	0	0	0	0	11	39
8:45 AM	0	5	0	2	0	4	0	0	0	0	0	0	0	0	0	0	11	35
9:00 AM	0	7	0	0	0	6	0	0	0	0	0	0	0	0	0	0	13	39
9:15 AM	0	1	0	1	0	2	0	0	0	0	0	0	0	0	0	0	4	35
9:30 AM	0	4	0	0	0	3	0	0	0	0	0	0	0	0	0	0	7	31
9:45 AM	0	3	0	0	0	4	0	0	0	0	0	0	0	0	0	0	7	26
10:00 AM	0	4	0	0	0	4	0	0	0	0	0	0	0	0	0	0	8	26
10:15 AM	0	1	0	0	0	2	0	0	0	0	0	1	0	0	0	0	4	23
10:30 AM	0	1	0	0	0	3	0	0	0	0	0	0	0	0	0	0	4	23
10:45 AM	0	4	0	0	0	3	0	0	0	0	0	0	0	0	0	0	7	21
11:00 AM	0	3	0	0	0	3	0	0	0	0	0	0	0	0	0	0	6	25
11:15 AM	0	4	0	0	0	4	0	0	0	0	0	0	0	0	0	0	8	29
11:30 AM	0	2	0	1	0	4	0	0	0	0	0	0	1	0	0	0	8	27
11:45 AM	0	2	0	0	0	3	0	0	0	0	0	0	0	0	0	0	5	29
12:00 PM	0	5	0	0	0	3	0	0	0	0	0	0	0	0	0	0	8	33
12:15 PM	0	5	0	0	0	7	0	0	0	0	0	0	0	0	0	0	12	31
12:30 PM	0	3	0	0	0	3	0	0	0	0	0	0	0	0	0	0	6	36
12:45 PM	0	4	1	0	0	4	0	0	0	0	0	0	0	1	0	0	10	39
1:00 PM	0	8	0	0	0	3	0	0	0	0	0	0	0	0	0	0	11	33
1:15 PM	0	4	0	0	0	2	0	0	0	0	0	0	0	0	0	0	6	34
1:30 PM	0	4	0	1	0	2	0	0	0	0	0	0	0	0	0	0	7	28
1:45 PM	0	1	0	0	0	3	0	0	0	0	0	0	0	0	0	0	4	21
2:00 PM	0	3	0	0	0	1	0	0	0	0	0	0	0	0	0	0	4	21
2:15 PM	0	2	0	0	0	3	0	0	0	0	0	0	0	1	0	0	6	18
2:30 PM	0	2	0	0	0	2	0	0	0	0	0	0	0	0	0	0	4	22
2:45 PM	0	5	0	0	0	2	0	0	0	0	0	0	1	0	0	0	8	34
3:00 PM	0	7	0	0	0	9	0	0	0	0	0	0	0	0	0	0	16	39
3:15 PM	0	4	0	0	0	5	0	0	1	0	0	0	0	0	1	0	11	

15-Min Count Period Beginning At	College St N (Northbound)				College St N (Southbound)				Major Pedestrian Walkway (Eastbound)				Major Pedestrian Walkway (Westbound)				Total	Hourly Totals
	Left	Thru	Right	U	Left	Thru	Right	U	Left	Thru	Right	U	Left	Thru	Right	U		
3:30 PM	0	3	0	0	0	4	0	0	0	0	1	0	0	0	0	0	8	43
3:45 PM	0	2	0	0	1	3	0	0	0	0	0	0	0	0	0	0	6	41
4:00 PM	0	1	0	1	0	0	0	0	0	0	0	0	0	0	0	0	2	27
4:15 PM	0	3	0	0	0	3	0	0	0	0	0	0	0	0	0	0	6	22
4:30 PM	0	1	0	0	0	2	0	0	0	0	0	0	0	0	0	0	3	17
4:45 PM	0	8	0	0	0	8	0	0	0	0	0	0	0	0	0	0	16	27
5:00 PM	0	2	0	0	0	4	0	0	0	0	0	0	0	0	0	0	6	31
5:15 PM	0	0	0	0	0	2	0	0	0	0	0	0	0	0	0	0	2	27
5:30 PM	0	1	0	0	0	0	0	0	0	0	0	0	0	0	0	0	1	25
5:45 PM	0	2	0	0	0	0	0	0	0	0	0	0	0	0	0	0	2	11
6:00 PM	0	1	0	0	0	3	0	0	0	0	0	0	0	0	0	0	4	9
6:15 PM	0	0	0	0	0	0	0	0	0	0	0	0	0	0	0	0	0	7
6:30 PM	0	2	0	0	0	2	0	0	0	0	0	0	0	0	0	0	4	10
6:45 PM	0	3	0	0	0	2	0	0	0	0	0	0	0	0	0	0	5	13
Peak 15-Min Flowrates	Northbound				Southbound				Eastbound				Westbound				Total	
	Left	Thru	Right	U	Left	Thru	Right	U	Left	Thru	Right	U	Left	Thru	Right	U		
All Vehicles	0	28	0	0	0	36	0	0	0	0	0	0	0	0	0	0	64	
Heavy Trucks	0	4	0	0	0	8	0	0	0	0	0	0	0	0	0	0	12	
Buses																		
Pedestrians		140				104				216				4			464	
Bicycles	0	8	4		0	20	0			0	4	0		4	0	0	40	
Scoters																		
<i>Comments:</i>																		

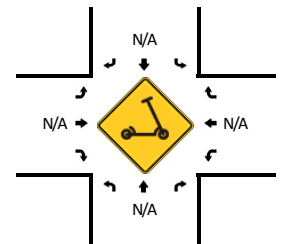
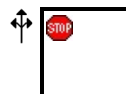
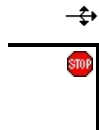
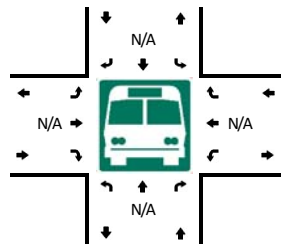
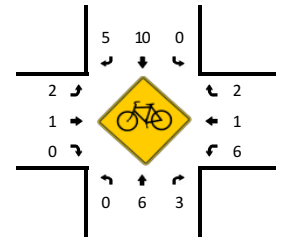
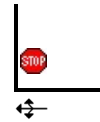
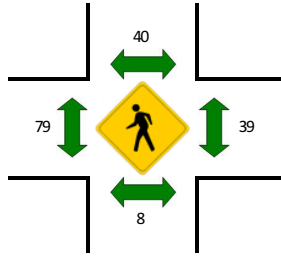
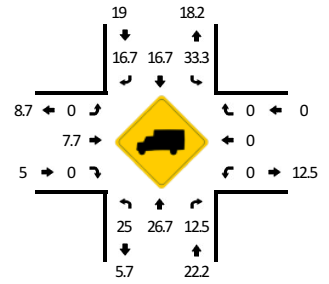
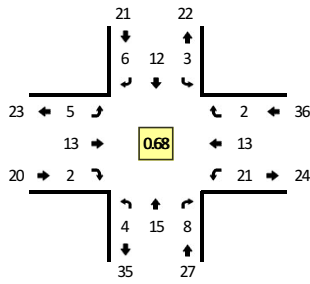
Report generated on 4/4/2026 6:16 AM

SOURCE: Quality Counts, LLC (<http://www.qualitycounts.net>) 1-877-580-2212

LOCATION: College St S -- 1st St E
CITY/STATE: Northfield, MN

QC JOB #: 17534703
DATE: Tue, Mar 31 2026

Peak-Hour: 2:30 PM -- 3:30 PM
Peak 15-Min: 3:00 PM -- 3:15 PM



15-Min Count Period Beginning At	College St S (Northbound)				College St S (Southbound)				1st St E (Eastbound)				1st St E (Westbound)				Total	Hourly Totals	
	Left	Thru	Right	U	Left	Thru	Right	U	Left	Thru	Right	U	Left	Thru	Right	U			
6:00 AM	0	1	0	0	0	1	0	0	0	2	0	0	0	0	0	0	0	4	
6:15 AM	0	0	0	0	0	1	0	0	0	0	0	0	0	0	0	0	0	1	
6:30 AM	0	1	0	0	0	0	0	0	0	0	0	0	0	2	1	0	0	4	
6:45 AM	0	0	2	0	0	0	0	0	0	0	0	0	0	0	0	0	0	2	11
7:00 AM	1	1	0	0	1	1	0	0	0	0	0	0	0	0	0	0	0	4	11
7:15 AM	0	0	2	0	0	1	0	0	0	0	1	1	0	0	1	0	0	6	16
7:30 AM	0	1	2	0	0	0	0	0	0	0	1	1	0	2	1	0	0	8	20
7:45 AM	0	5	6	0	0	1	2	0	0	1	1	1	0	1	0	0	0	18	36
8:00 AM	0	8	1	0	1	1	0	0	0	1	2	0	0	2	1	1	0	18	50
8:15 AM	0	9	3	0	0	1	0	0	0	1	6	0	0	2	2	4	0	28	72
8:30 AM	0	5	4	0	1	4	4	0	0	1	6	0	0	0	1	1	0	27	91
8:45 AM	1	6	3	0	1	3	3	0	0	1	2	0	0	1	1	1	0	23	96
9:00 AM	1	7	3	0	2	2	2	0	0	0	2	1	0	1	0	1	0	22	100
9:15 AM	1	1	2	0	1	2	1	0	0	2	1	0	0	2	5	0	0	18	90
9:30 AM	2	6	3	0	0	3	1	0	0	1	1	1	0	0	4	0	0	22	85
9:45 AM	0	0	3	0	0	2	2	0	0	1	4	1	0	0	1	0	0	14	76
10:00 AM	0	3	1	0	3	1	0	0	0	1	4	0	0	2	4	1	0	20	74
10:15 AM	0	1	1	0	1	2	0	0	0	0	2	1	0	3	1	0	0	12	68
10:30 AM	0	1	1	0	1	3	0	0	0	0	2	0	0	0	1	1	0	10	56
10:45 AM	0	1	1	0	0	2	1	0	0	1	2	0	0	0	8	2	0	18	60
11:00 AM	2	2	3	0	1	1	1	0	0	1	6	0	0	1	2	0	0	20	60
11:15 AM	0	3	3	0	1	2	1	0	0	0	3	1	0	0	4	1	0	19	67
11:30 AM	1	1	3	0	3	2	1	0	0	1	2	0	0	5	2	1	0	22	79
11:45 AM	3	0	3	0	0	1	3	0	0	1	2	4	0	2	10	1	1	31	92
12:00 PM	0	6	1	0	1	4	0	0	0	0	0	0	0	2	7	1	0	22	94
12:15 PM	0	4	3	0	2	6	0	0	0	0	1	2	0	0	2	1	0	21	96
12:30 PM	0	3	0	0	0	3	0	0	0	0	4	0	0	1	1	0	0	12	86
12:45 PM	1	3	3	0	1	3	1	0	0	2	3	0	0	1	3	1	0	22	77
1:00 PM	2	5	2	0	0	1	2	0	0	1	5	0	0	1	6	2	0	27	82
1:15 PM	1	4	3	0	0	1	1	0	0	0	4	1	0	1	7	0	0	23	84
1:30 PM	1	4	0	0	0	2	2	0	0	1	0	1	0	6	4	0	0	21	93
1:45 PM	1	0	0	0	2	1	0	0	0	0	3	0	0	1	1	0	0	9	80
2:00 PM	0	2	1	0	0	2	0	0	0	1	0	0	0	4	6	0	0	16	69
2:15 PM	0	3	0	0	1	3	0	0	0	0	1	2	0	0	1	0	0	11	57
2:30 PM	0	2	0	0	0	2	0	0	0	0	1	1	0	9	6	0	0	21	57
2:45 PM	2	3	4	0	1	2	1	0	0	4	2	1	0	5	2	0	0	27	75
3:00 PM	1	8	2	0	2	6	2	0	0	1	8	0	0	3	4	1	0	38	97
3:15 PM	1	2	2	0	0	2	3	0	0	0	2	0	0	4	1	1	0	18	104

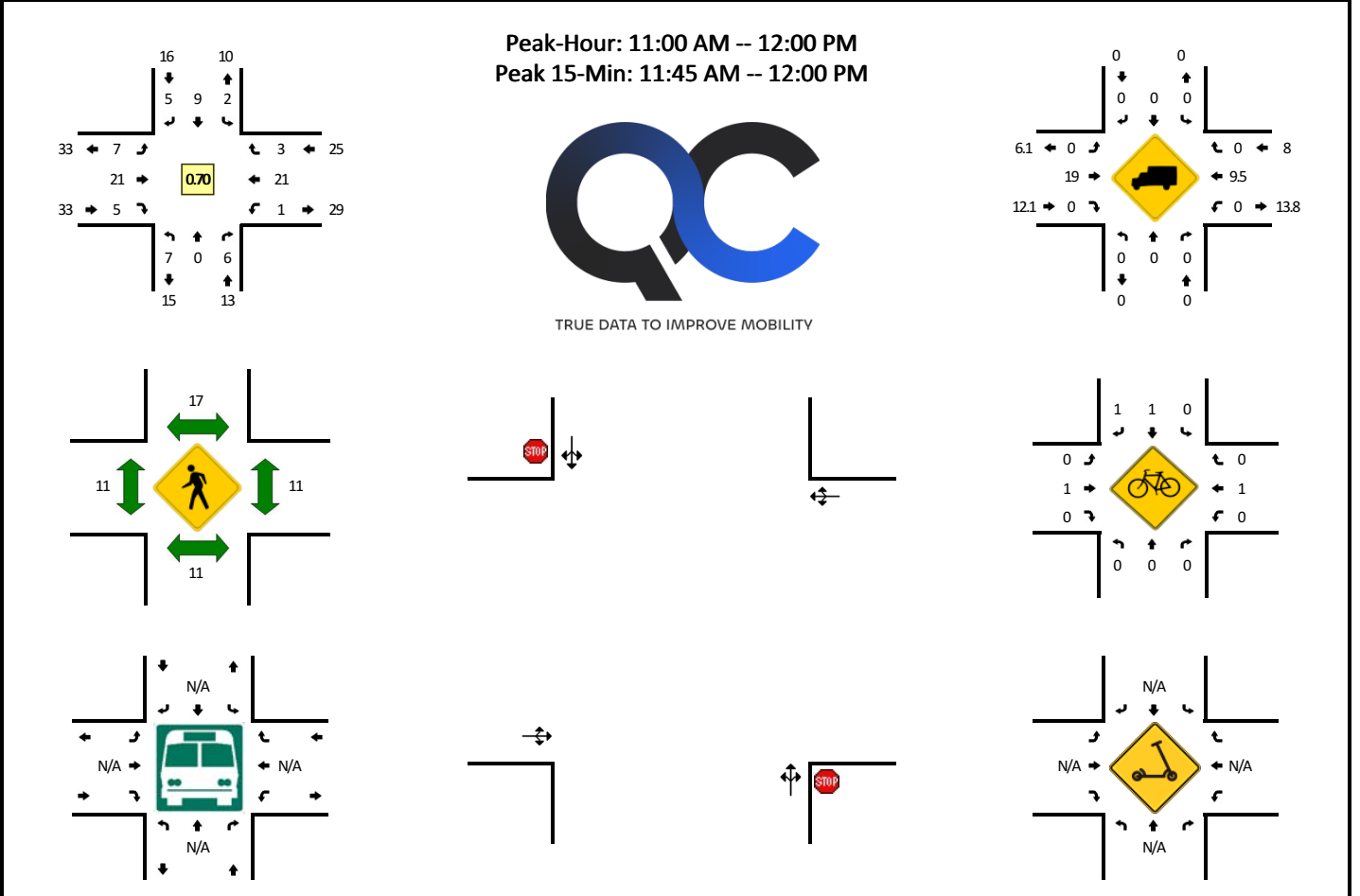
15-Min Count Period Beginning At	College St S (Northbound)				College St S (Southbound)				1st St E (Eastbound)				1st St E (Westbound)				Total	Hourly Totals
	Left	Thru	Right	U	Left	Thru	Right	U	Left	Thru	Right	U	Left	Thru	Right	U		
3:30 PM	0	2	1	0	1	3	2	0	1	4	0	0	4	1	0	0	19	102
3:45 PM	0	2	1	0	0	3	1	0	2	1	0	0	1	1	0	0	12	87
4:00 PM	2	2	0	0	1	3	0	0	1	1	0	0	4	8	0	0	22	71
4:15 PM	1	3	2	0	0	2	0	0	0	1	0	0	5	5	2	0	21	74
4:30 PM	0	2	1	0	0	2	0	0	1	1	1	0	6	2	0	0	16	71
4:45 PM	1	6	1	0	4	6	0	0	0	1	1	0	4	2	1	0	27	86
5:00 PM	0	3	2	0	0	15	1	0	0	0	0	0	7	2	0	0	30	94
5:15 PM	0	1	3	0	1	2	1	0	0	1	0	0	5	1	0	0	15	88
5:30 PM	0	0	4	0	0	2	0	0	2	1	1	0	3	1	0	0	14	86
5:45 PM	0	2	0	0	0	0	0	0	0	1	0	0	3	1	0	0	7	66
6:00 PM	0	1	0	0	0	2	2	0	0	3	0	0	2	1	0	0	11	47
6:15 PM	0	0	3	0	0	1	0	0	1	2	1	0	2	1	0	0	11	43
6:30 PM	1	4	0	0	0	3	0	0	2	1	1	0	0	2	0	0	14	43
6:45 PM	0	0	3	0	1	1	0	0	2	1	1	0	4	0	0	0	13	49
Peak 15-Min Flowrates	Northbound				Southbound				Eastbound				Westbound				Total	
	Left	Thru	Right	U	Left	Thru	Right	U	Left	Thru	Right	U	Left	Thru	Right	U		
All Vehicles	4	32	8	0	8	24	8	0	4	32	0	0	12	16	4	0	152	
Heavy Trucks	0	8	0		4	4	0		0	0	0		0	0	0		16	
Buses																		
Pedestrians		28				76				156				56			316	
Bicycles	0	16	4		0	8	8		4	4	0		8	0	0		52	
Scoters																		
<i>Comments:</i>																		

Report generated on 4/4/2026 6:16 AM

SOURCE: Quality Counts, LLC (<http://www.qualitycounts.net>) 1-877-580-2212

LOCATION: Winona St S -- 1st St E
CITY/STATE: Northfield, MN

QC JOB #: 17534702
DATE: Tue, Mar 31 2026



15-Min Count Period Beginning At	Winona St S (Northbound)				Winona St S (Southbound)				1st St E (Eastbound)				1st St E (Westbound)				Total	Hourly Totals	
	Left	Thru	Right	U	Left	Thru	Right	U	Left	Thru	Right	U	Left	Thru	Right	U			
6:00 AM	0	1	0	0	0	0	0	0	0	1	0	0	0	0	0	0	0	2	
6:15 AM	0	0	0	0	0	0	0	0	0	0	0	0	0	0	0	0	0	0	0
6:30 AM	0	0	0	0	0	0	0	0	0	0	0	0	0	3	0	0	0	3	
6:45 AM	0	1	0	0	0	0	0	0	0	1	2	0	0	0	0	0	0	4	9
7:00 AM	0	2	0	0	0	0	0	0	0	0	1	0	0	0	0	0	0	3	10
7:15 AM	0	2	0	0	0	0	0	0	0	2	2	0	0	0	1	0	0	7	17
7:30 AM	0	2	1	0	0	0	0	0	0	1	2	0	0	0	3	0	0	9	23
7:45 AM	0	5	0	0	0	0	0	0	0	1	5	0	0	0	0	0	0	11	30
8:00 AM	0	7	2	0	0	0	0	0	0	0	3	0	0	0	3	0	0	15	42
8:15 AM	2	2	0	0	2	1	0	0	0	2	6	0	0	0	7	0	0	22	57
8:30 AM	1	2	1	0	1	3	0	0	0	0	6	3	0	0	0	1	0	18	66
8:45 AM	0	2	4	0	0	3	1	0	0	1	3	1	0	0	1	1	0	17	72
9:00 AM	0	0	4	0	0	0	1	0	0	2	5	0	0	1	1	0	0	14	71
9:15 AM	2	1	4	0	0	0	0	0	0	0	2	1	0	1	7	0	0	18	67
9:30 AM	0	0	0	0	0	1	0	0	0	0	1	3	0	0	2	0	0	7	56
9:45 AM	0	0	0	0	0	0	0	0	0	0	6	1	0	0	1	0	0	8	47
10:00 AM	0	0	0	0	0	0	0	0	0	0	5	3	0	0	5	0	0	13	46
10:15 AM	0	2	2	0	1	0	0	0	0	0	3	1	0	0	5	0	0	14	42
10:30 AM	1	0	2	0	1	1	0	0	0	1	3	0	0	0	1	0	0	10	45
10:45 AM	2	0	1	0	0	0	1	0	0	0	2	0	0	0	7	1	0	14	51
11:00 AM	0	0	2	0	1	3	1	0	0	2	8	1	0	0	2	1	0	21	59
11:15 AM	2	0	2	0	1	1	0	0	0	4	3	0	0	0	3	0	0	16	61
11:30 AM	3	0	2	0	0	0	2	0	0	1	5	2	0	0	3	1	0	19	70
11:45 AM	2	0	0	0	0	5	2	0	0	0	5	2	0	1	13	1	0	31	87
12:00 PM	0	2	1	0	1	1	2	0	0	0	2	0	0	1	8	0	0	18	84
12:15 PM	0	3	2	0	0	1	0	0	0	2	4	0	0	1	3	0	0	16	84
12:30 PM	1	0	1	0	0	0	1	0	0	1	3	1	0	1	0	1	0	10	75
12:45 PM	0	4	1	0	2	1	0	0	0	2	5	1	0	0	5	1	0	22	66
1:00 PM	1	4	1	0	2	2	2	0	0	1	4	2	0	0	8	1	0	28	76
1:15 PM	0	1	0	0	0	1	1	0	0	0	5	1	0	0	7	0	0	16	76
1:30 PM	2	0	1	0	0	1	0	0	0	0	0	0	0	2	7	0	0	13	79
1:45 PM	0	0	0	0	1	0	0	0	0	1	2	1	1	0	2	0	0	8	65
2:00 PM	2	1	0	0	0	1	1	0	0	0	1	0	0	1	7	0	0	14	51
2:15 PM	1	0	1	0	0	2	0	0	0	0	2	0	0	0	1	0	0	7	42
2:30 PM	2	0	0	0	0	0	0	0	0	0	2	0	0	0	12	0	0	16	45
2:45 PM	0	1	1	0	0	0	0	0	0	0	6	1	0	0	5	0	0	14	51
3:00 PM	3	1	1	0	0	4	0	0	0	0	9	2	0	0	2	0	0	22	59
3:15 PM	2	1	3	0	0	2	2	0	0	4	3	0	0	1	3	0	0	21	73

15-Min Count Period Beginning At	Winona St S (Northbound)				Winona St S (Southbound)				1st St E (Eastbound)				1st St E (Westbound)				Total	Hourly Totals
	Left	Thru	Right	U	Left	Thru	Right	U	Left	Thru	Right	U	Left	Thru	Right	U		
3:30 PM	0	0	1	0	2	3	0	0	1	4	1	0	1	3	1	0	17	74
3:45 PM	1	1	2	0	0	2	0	0	0	2	0	0	1	2	0	0	11	71
4:00 PM	0	0	1	0	0	1	1	0	0	3	1	0	1	12	0	0	20	69
4:15 PM	5	1	1	0	0	0	0	0	1	1	1	0	0	6	0	0	16	64
4:30 PM	3	1	0	0	0	1	1	0	0	1	0	0	0	3	0	0	10	57
4:45 PM	0	1	3	0	0	0	1	0	0	4	1	0	1	6	0	0	17	63
5:00 PM	0	1	0	0	0	4	0	0	1	1	1	0	1	8	0	0	17	60
5:15 PM	1	1	1	0	0	7	2	0	2	4	1	0	0	7	0	0	26	70
5:30 PM	1	0	0	0	1	1	0	0	1	3	0	0	0	2	0	0	9	69
5:45 PM	0	0	1	0	0	0	0	0	0	1	1	0	0	4	0	0	7	59
6:00 PM	1	0	3	0	0	0	0	0	0	2	0	0	1	2	0	0	9	51
6:15 PM	0	0	1	0	0	2	0	0	0	3	1	0	0	1	1	0	9	34
6:30 PM	0	2	0	0	0	0	0	0	0	1	1	0	0	2	1	0	7	32
6:45 PM	0	0	1	0	0	2	0	0	1	6	1	0	1	4	0	0	16	41
Peak 15-Min Flowrates	Northbound				Southbound				Eastbound				Westbound				Total	
	Left	Thru	Right	U	Left	Thru	Right	U	Left	Thru	Right	U	Left	Thru	Right	U		
All Vehicles	8	0	0	0	0	20	8	0	0	20	8	0	4	52	4	0	124	
Heavy Trucks	0	0	0		0	0	0		0	4	0		0	0	0		4	
Buses																		
Pedestrians		20				36				28				16			100	
Bicycles	0	0	0		0	0	4		0	0	0		0	4	0		8	
Scoters																		
<i>Comments:</i>																		

Report generated on 4/4/2026 6:16 AM

SOURCE: Quality Counts, LLC (<http://www.qualitycounts.net>) 1-877-580-2212

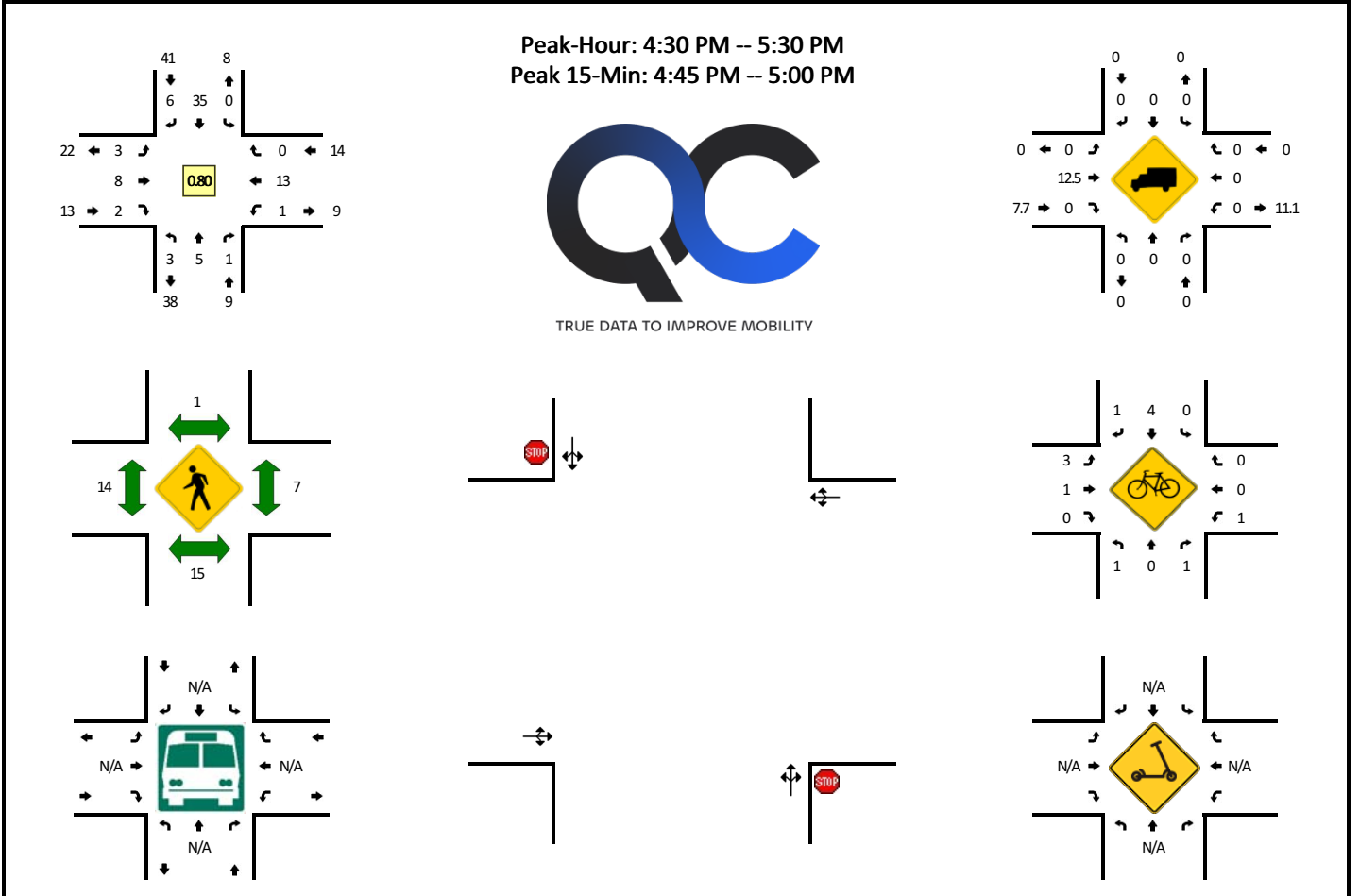
Appendix B

Type of peak hour being reported: Intersection Peak

Method for determining peak hour: Total Entering Volume

LOCATION: Nevada St S -- 1st St E
CITY/STATE: Northfield, MN

QC JOB #: 17534701
DATE: Tue, Mar 31 2026



15-Min Count Period Beginning At	Nevada St S (Northbound)				Nevada St S (Southbound)				1st St E (Eastbound)				1st St E (Westbound)				Total	Hourly Totals
	Left	Thru	Right	U	Left	Thru	Right	U	Left	Thru	Right	U	Left	Thru	Right	U		
6:00 AM	0	0	0	0	0	0	0	0	0	1	0	0	0	0	0	0	1	
6:15 AM	0	0	0	0	0	0	0	0	0	0	0	0	0	0	0	0	0	
6:30 AM	0	0	0	0	0	0	1	0	0	0	0	0	0	2	0	0	3	7
6:45 AM	0	0	0	0	0	1	0	0	0	2	0	0	0	0	0	0	3	8
7:00 AM	0	0	0	0	0	0	1	0	0	1	0	0	0	0	0	0	2	16
7:15 AM	0	5	0	0	0	0	0	0	0	1	1	0	0	0	1	0	8	21
7:30 AM	1	2	0	0	0	0	0	0	0	3	0	0	0	0	2	0	8	30
7:45 AM	0	6	0	0	0	1	0	0	0	4	1	0	0	0	0	0	12	42
8:00 AM	0	5	0	0	0	1	1	0	0	2	2	0	0	0	2	1	14	56
8:15 AM	2	3	0	0	0	2	1	0	0	2	6	0	0	0	5	1	22	65
8:30 AM	1	7	1	0	0	2	0	0	0	2	2	2	0	0	0	0	17	62
8:45 AM	2	2	0	0	0	0	0	0	0	1	3	1	0	0	0	0	9	64
9:00 AM	1	2	1	0	0	0	0	0	0	7	3	1	0	0	1	0	16	58
9:15 AM	2	1	2	0	0	0	0	0	0	3	1	0	0	0	5	0	16	49
9:30 AM	0	1	0	0	0	2	0	0	0	0	1	0	0	1	2	1	8	49
9:45 AM	0	4	0	0	0	0	0	0	0	0	3	0	0	1	1	0	9	44
10:00 AM	0	0	0	0	0	2	0	0	0	0	3	2	0	0	4	0	11	41
10:15 AM	0	1	0	0	1	2	0	0	0	4	1	1	0	0	3	0	13	42
10:30 AM	0	1	1	0	0	1	0	0	0	1	4	0	0	0	1	0	9	46
10:45 AM	0	0	1	0	0	0	1	0	0	0	2	0	0	0	8	1	13	50
11:00 AM	0	0	0	0	1	0	1	0	0	3	7	1	1	0	1	0	15	47
11:15 AM	0	0	1	0	0	1	0	0	0	1	1	3	0	0	3	0	10	53
11:30 AM	1	1	0	0	1	1	1	0	0	3	4	0	0	0	2	1	15	64
11:45 AM	3	2	0	0	1	2	1	0	0	1	2	1	0	0	9	2	24	64
12:00 PM	2	1	0	0	0	2	2	0	0	0	2	1	1	0	4	0	15	68
12:15 PM	2	1	0	0	0	3	0	0	0	1	5	0	0	0	2	0	14	61
12:30 PM	0	1	0	0	0	1	1	0	0	0	3	0	0	0	1	1	8	57
12:45 PM	3	1	1	0	0	1	0	0	0	2	3	4	0	2	3	0	20	60
1:00 PM	1	1	0	0	0	1	2	0	0	1	4	1	0	0	5	2	18	62
1:15 PM	0	1	2	0	0	1	0	0	0	0	4	0	0	1	7	0	16	72
1:30 PM	0	0	0	0	0	7	2	0	0	1	0	0	0	1	7	0	18	60
1:45 PM	0	1	0	0	0	0	1	0	0	1	2	0	0	1	1	1	8	58
2:00 PM	0	1	0	0	0	6	2	0	0	0	0	1	0	0	6	0	16	52
2:15 PM	0	1	0	0	0	4	1	0	0	1	2	0	0	1	0	0	10	54
2:30 PM	2	2	1	0	0	3	4	0	0	0	2	0	0	0	6	0	20	59
2:45 PM	1	0	0	0	0	2	1	0	0	1	3	2	0	0	3	0	13	60
3:00 PM	0	2	0	0	0	2	0	0	0	2	6	2	0	2	1	0	17	61
3:15 PM	0	1	0	0	0	1	1	0	0	3	3	0	0	0	2	0	11	

15-Min Count Period Beginning At	Nevada St S (Northbound)				Nevada St S (Southbound)				1st St E (Eastbound)				1st St E (Westbound)				Total	Hourly Totals
	Left	Thru	Right	U	Left	Thru	Right	U	Left	Thru	Right	U	Left	Thru	Right	U		
3:30 PM	1	1	0	0	0	3	0	0	0	6	0	0	3	2	0	0	16	57
3:45 PM	0	0	1	0	0	0	0	0	2	2	2	0	1	2	0	0	10	54
4:00 PM	0	3	0	0	0	1	3	0	1	1	2	0	1	9	1	0	22	59
4:15 PM	0	0	0	0	0	3	4	0	1	1	0	0	1	3	0	0	13	61
4:30 PM	0	1	0	0	0	6	2	0	0	1	0	0	0	0	0	0	10	55
4:45 PM	2	2	0	0	0	9	2	0	2	3	1	0	0	3	0	0	24	69
5:00 PM	0	0	0	0	0	11	2	0	1	0	0	0	0	5	0	0	19	66
5:15 PM	1	2	1	0	0	9	0	0	0	4	1	0	1	5	0	0	24	77
5:30 PM	0	0	0	0	0	4	0	0	0	2	2	0	0	2	0	0	10	77
5:45 PM	0	0	0	0	0	1	0	0	1	1	0	0	0	3	0	0	6	59
6:00 PM	0	1	0	0	0	1	1	0	1	3	1	0	0	1	0	0	9	49
6:15 PM	0	1	0	0	0	2	2	0	1	2	1	0	2	0	0	0	11	36
6:30 PM	1	2	0	0	0	2	0	0	0	1	0	0	0	2	0	0	8	34
6:45 PM	0	4	0	0	0	2	2	0	1	6	1	0	0	4	1	0	21	49
Peak 15-Min Flowrates	Northbound				Southbound				Eastbound				Westbound				Total	
	Left	Thru	Right	U	Left	Thru	Right	U	Left	Thru	Right	U	Left	Thru	Right	U		
All Vehicles	8	8	0	0	0	36	8	0	8	12	4	0	0	12	0	0	96	
Heavy Trucks	0	0	0	0	0	0	0	0	0	0	0	0	0	0	0	0	0	
Buses																		
Pedestrians		12				0				16				4			32	
Bicycles	4	0	0		0	12	0		0	4	0		0	0	0		20	
Scoters																		
<i>Comments:</i>																		

Report generated on 4/4/2026 6:16 AM

SOURCE: Quality Counts, LLC (<http://www.qualitycounts.net>) 1-877-580-2212