
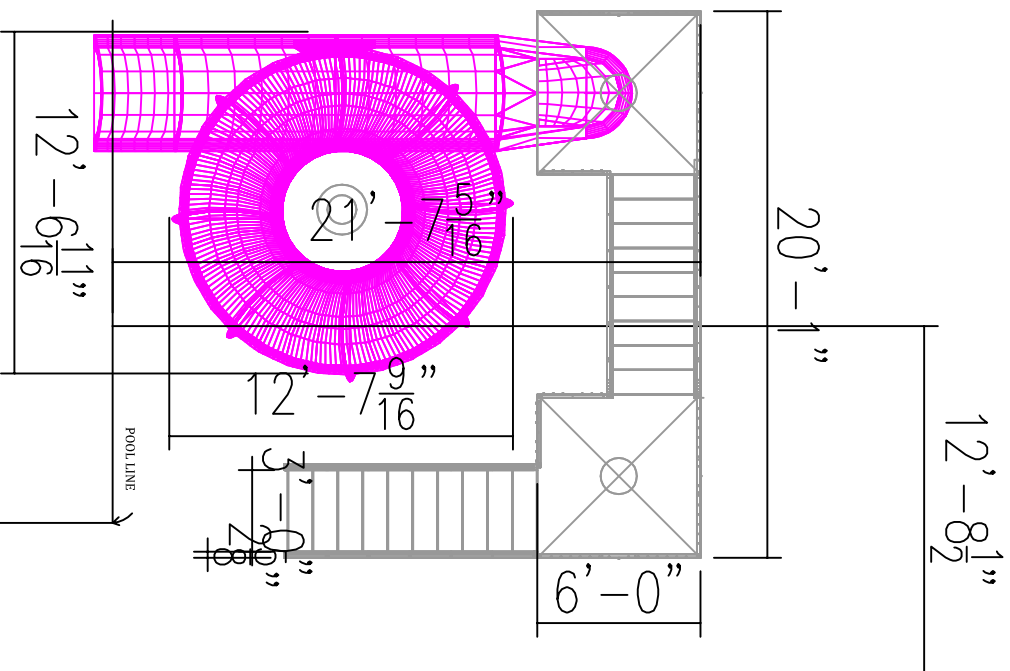



Lil' Kahuna



Lil' Kahuna Series

Tower Elevation 12'3"
 39" Open Body
 4'4" Center Radius
 Slide Length: 73'
 GPM: 400-600



Rendering Only - Not For Construction

Sales: Len Roberts
 Date: June 24, 2011
 Project: The Klauza
 Project: 39" Open Flume Deck Mount

Note: These drawings are the express property of Extreme Waterslides and may not be duplicated, distributed, implied or used in any way without the express permission of Extreme Waterslides.

