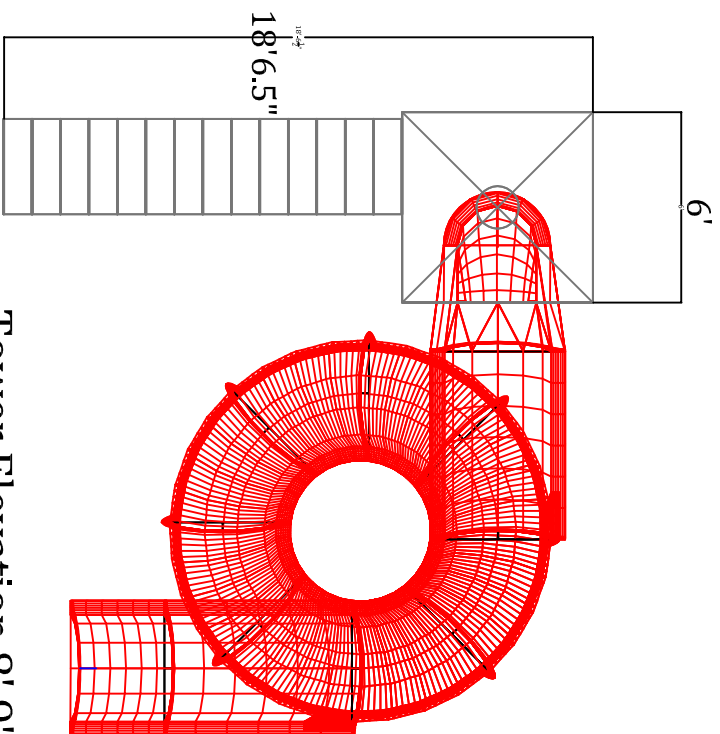


Break Water

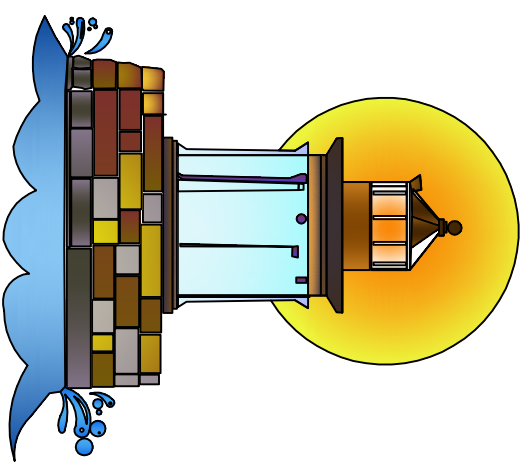


Tower Elevation 8' 9"
 39" Open Body
 4'4" Center Radius
 Slide Length: 53'
 GPM: 400-600



Sales: Len Roberts
 Date: June 24, 2011
 Project: The Breakwater
 39" Open Plume Deck Mount

Note: These drawings are the express property of Extreme Waterslides and may not be duplicated, distributed, implied or used in any way without the express permission of Extreme Waterslides.

Rendering Only - Not For Construction



BREAKWATER
 Waterslide Series



CRUMP, TENNESSEE U.S.A.
 P.O. Box 232 - Crump, Tennessee U.S.A. 38927 Phone: 1-731-532-5058